



US00D354903S

United States Patent [19]

[11] Patent Number: **Des. 354,903**

Mockett

[45] Date of Patent: **** Jan. 31, 1995**

[54] **GROMMET WITH PIVOTING TAB**

4,730,363	3/1988	Asbaghi	16/2
4,822,079	4/1989	Schulte	285/162
5,167,047	12/1992	Plumley	16/2

[75] Inventor: **Douglas A. J. Mockett**, Ranchos Palos Verdes, Calif.

Primary Examiner—Wallace R. Burke
Assistant Examiner—H. Baynham
Attorney, Agent, or Firm—Sanford Astor

[73] Assignee: **Doug Mockett & Company, Inc.**, Manhattan Beach, Calif.

[**] Term: **14 Years**

[57] **CLAIM**

[21] Appl. No.: **16,525**

The ornamental design for a grommet with pivoting tab, as shown and described.

[22] Filed: **Dec. 20, 1993**

DESCRIPTION

[52] U.S. Cl. **D8/356**

[58] Field of Search **D8/354; 174/153 G; 248/56; 16/2**

FIG. 1 is a perspective view of the grommet with pivoting tab of my new design showing the tab in the closed position;

FIG. 2 is a front elevational view thereof;

FIG. 3 is a back elevational view thereof;

FIG. 4 is a side elevational view thereof, both sides being the same;

FIG. 5 is a top plan view thereof;

FIG. 6 is a bottom view thereof; and,

FIG. 7 is a perspective view thereof with the tab pivoted to the open position.

[56] **References Cited**

U.S. PATENT DOCUMENTS

D. 276,311	11/1984	Cournoyer et al.	D8/356
D. 285,044	8/1986	Mockett	D8/354
D. 296,761	7/1988	Mockett	D8/356
D. 298,494	11/1988	Mockett	D6/491
D. 317,559	6/1991	Simonton	D8/356

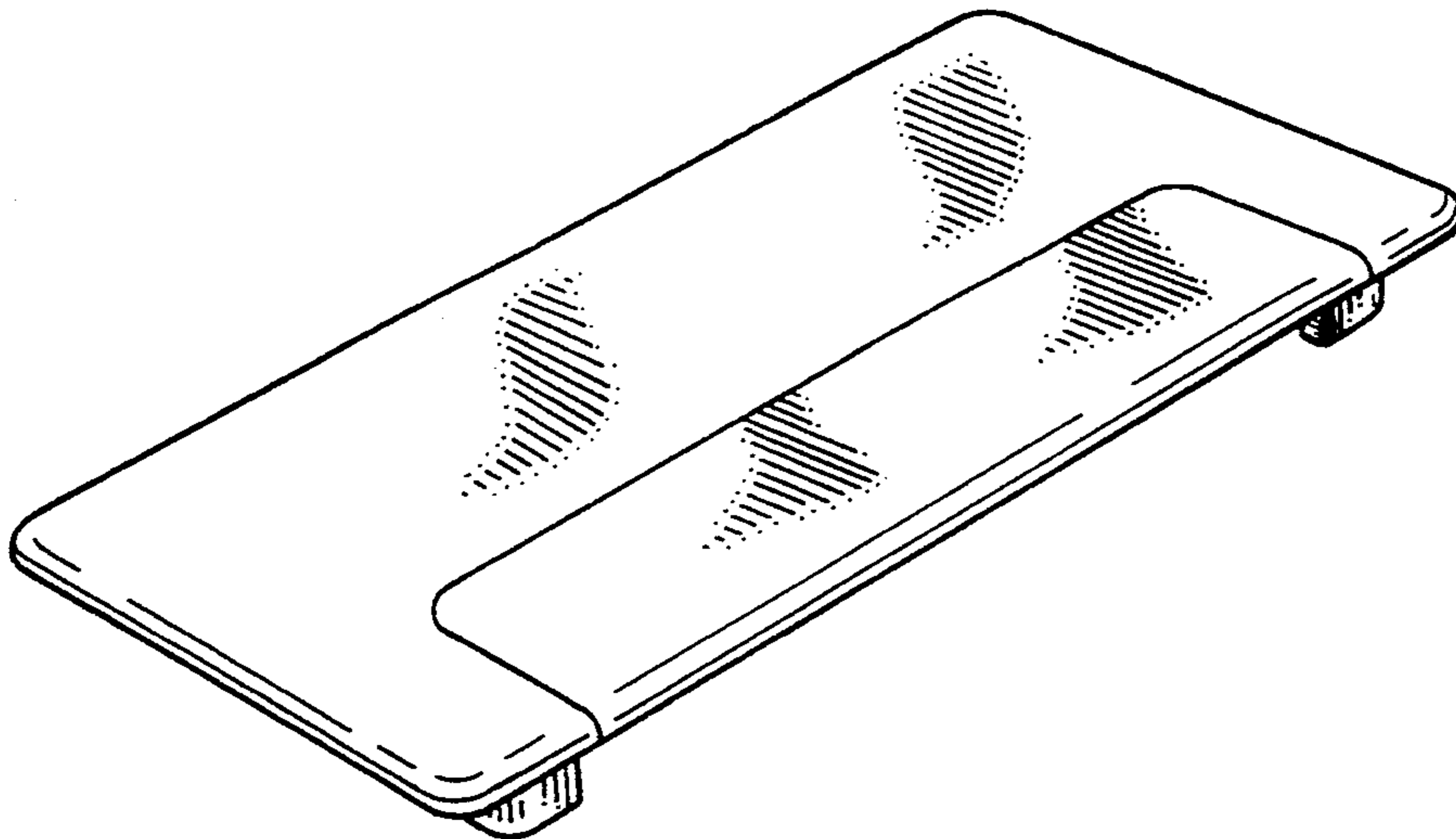


FIG. 1

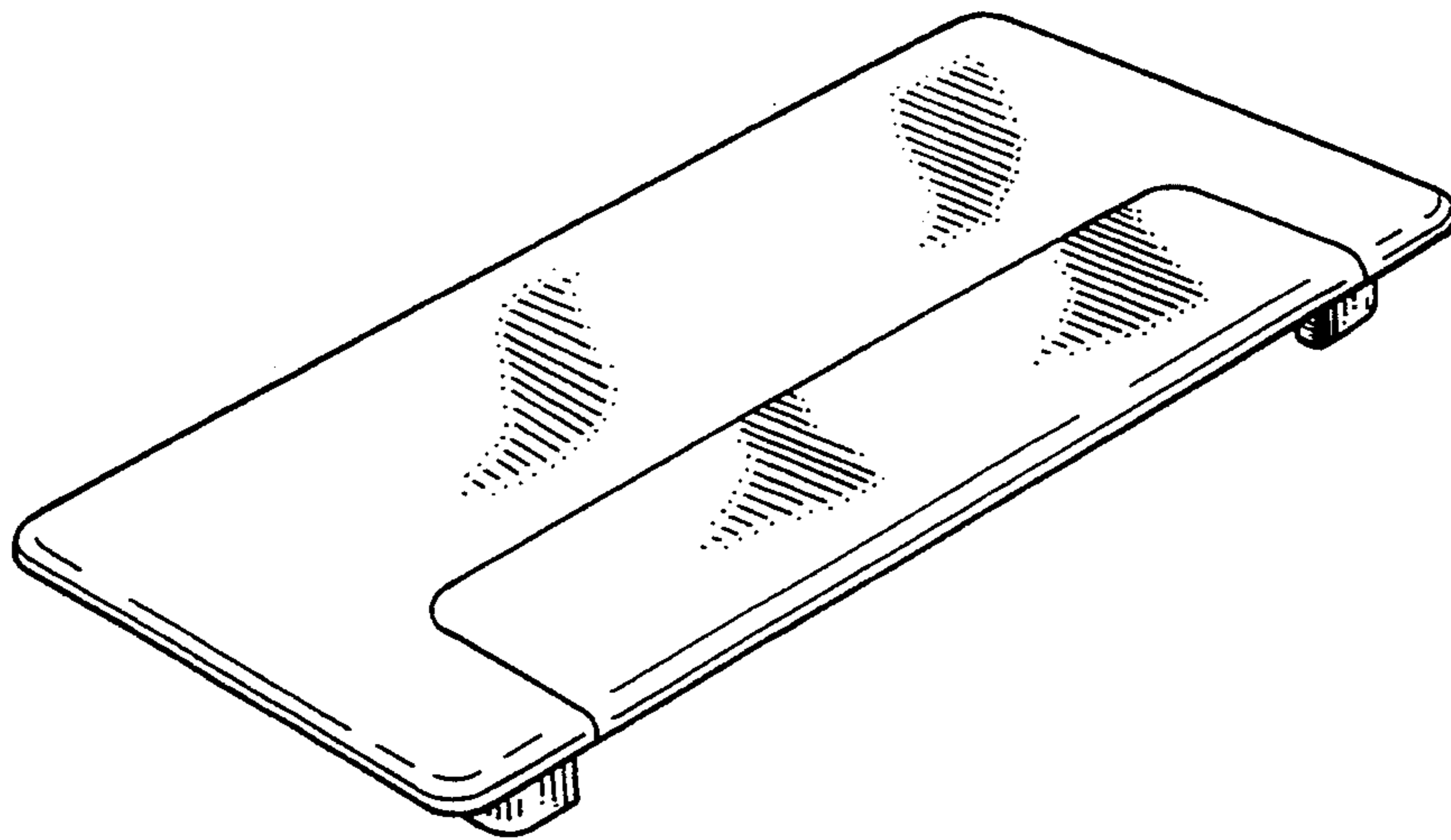


FIG. 2




FIG. 3




FIG. 4




FIG. 5

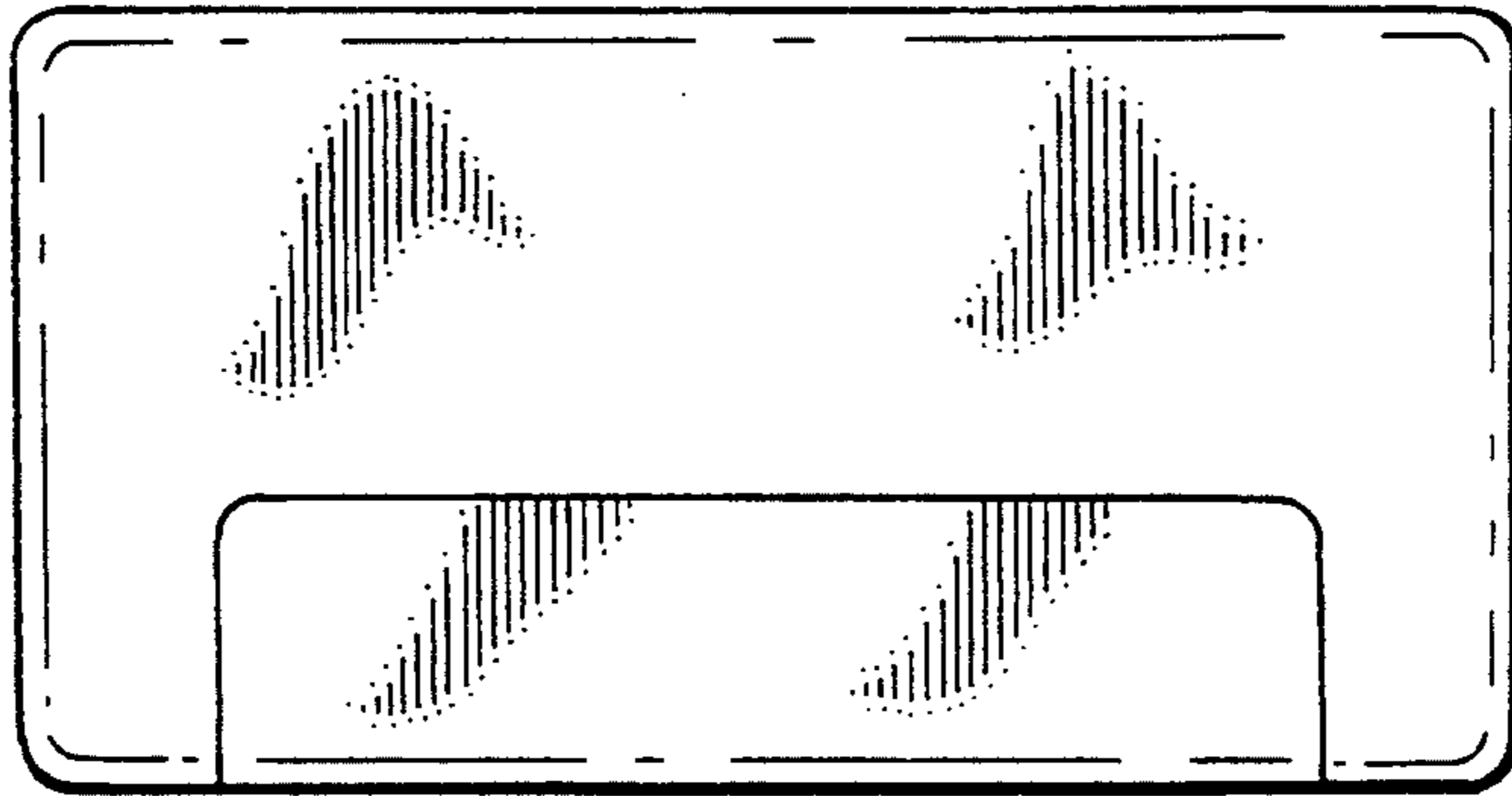


FIG. 6

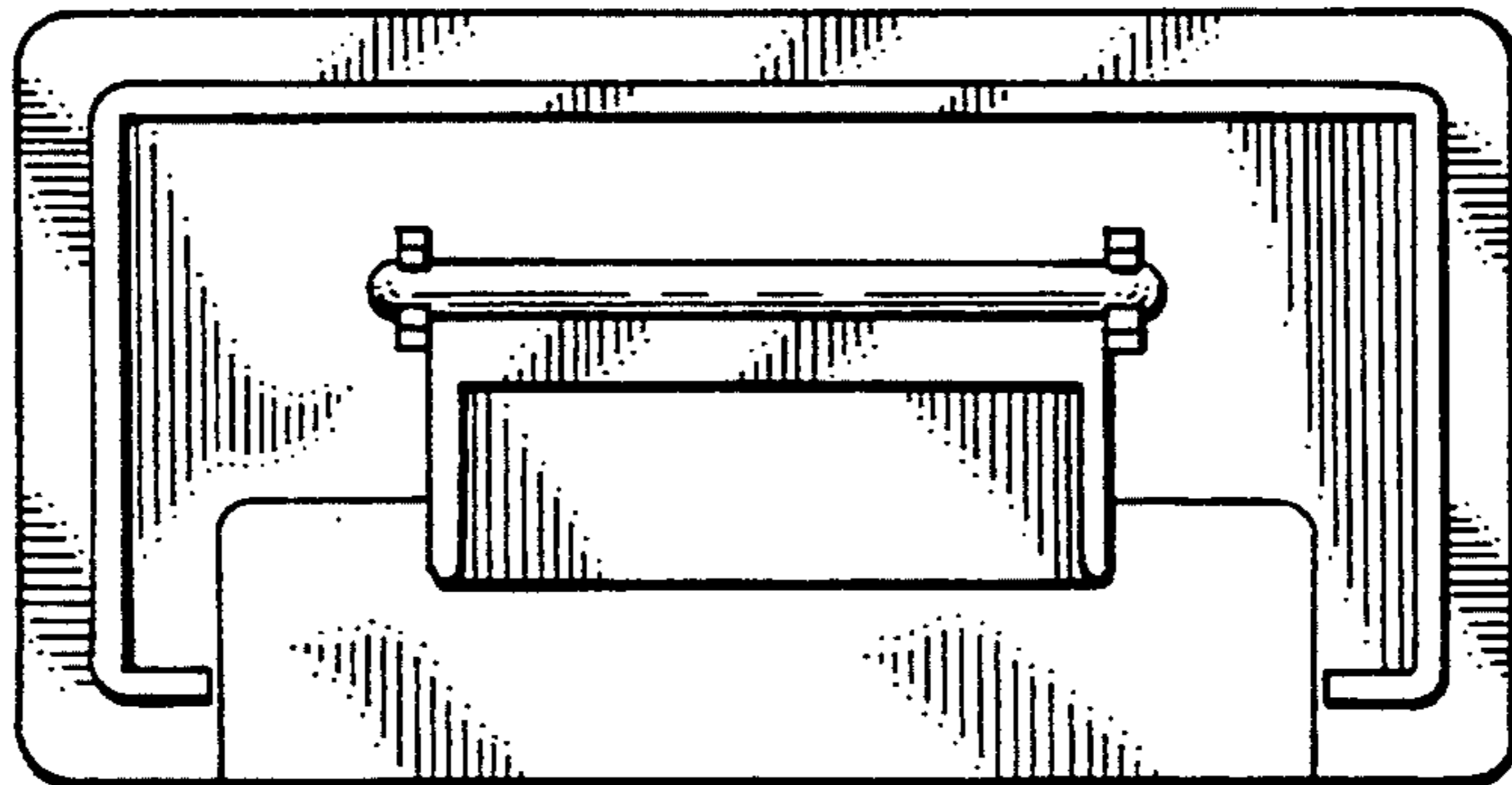


FIG. 7

