



US00D354898S

United States Patent [19]

[11] Patent Number: **Des. 354,898**

Nagy

[45] Date of Patent: **** Jan. 31, 1995**

[54] **EGG HOLDER FOR USE WITH A STAND FOR DECORATING EGGS**

[75] Inventor: **Verna M. Nagy, Shell Beach, Calif.**

[73] Assignee: **Verdel Innovations, Shell Beach, Calif.**

[**] Term: **14 Years**

[21] Appl. No.: **299**

[22] Filed: **Oct. 13, 1992**

[52] U.S. Cl. **D8/71; D19/37; D7/669; D7/398**

[58] Field of Search 101/35, 41, DIG. 40; 119/6.8, 45.2, 50.7; D18/14-19; D8/90-91, 71, 72, 14.1; D7/669, 672, 398, 397, 300, 305-307; D9/434; D19/73, 37; D6/462

[56] **References Cited**

U.S. PATENT DOCUMENTS

D. 212,447	10/1968	Kaser et al.	D8/71
D. 239,755	5/1976	Moore	D7/672
D. 244,905	7/1977	Wach	D8/72
D. 273,657	5/1984	Hanks	D8/71
D. 300,599	4/1989	Ledenican	D8/71
D. 302,107	7/1989	Adams	D8/71
D. 308,019	5/1990	Mileos	D7/672
D. 308,160	5/1990	Sweeny et al.	D8/71
D. 316,214	4/1991	O'Donnell	D8/71
D. 319,794	9/1991	Elkins	D8/71
D. 325,827	5/1992	Hibbard	D8/71
D. 329,182	9/1992	Challis	D8/71
D. 332,567	1/1993	Taylor	D8/71
D. 333,839	3/1993	Kiyokane	D19/73
D. 342,418	12/1993	Stymiest	D7/398
969,898	9/1910	Ortiz	101/379
970,074	9/1910	Merkley	119/50.7
1,037,644	9/1912	Kurre	119/50.7

1,575,190	3/1926	Coackley et al.	119/45.2
1,604,399	10/1926	Estrada	119/50.7
1,929,304	10/1933	Carpenter	119/45.2
2,089,549	8/1937	Grant	101/333
2,853,451	5/1958	Sherbondy	D8/14.1
4,285,490	8/1981	Hanley	D7/672
4,485,129	11/1984	Grunwald et al.	101/41
4,531,475	7/1985	Thill	101/35
4,843,958	7/1989	Egosi	101/35
5,142,976	9/1992	Roulleau	101/41

FOREIGN PATENT DOCUMENTS

1428328	10/1988	U.S.S.R.	119/50.7
1611299	12/1990	U.S.S.R.	119/50.7
8301599	5/1983	WIPO	101/DIG. 40

OTHER PUBLICATIONS

Home Furnishings Daily; Sep. 29, 1958; p. 34; item #4 funnel.

Tomlinson "No-Drip" Faucets Catalog; cover page. Industrial Design; Sep./Oct. 1977, p. 34; Cookie Dough Dispenser.

Primary Examiner—Cathy Anne MacCormac
Attorney, Agent, or Firm—Daniel C. McKown

[57] CLAIM

The ornamental design for an egg holder for use with a stand for decorating eggs, as shown and described.

DESCRIPTION

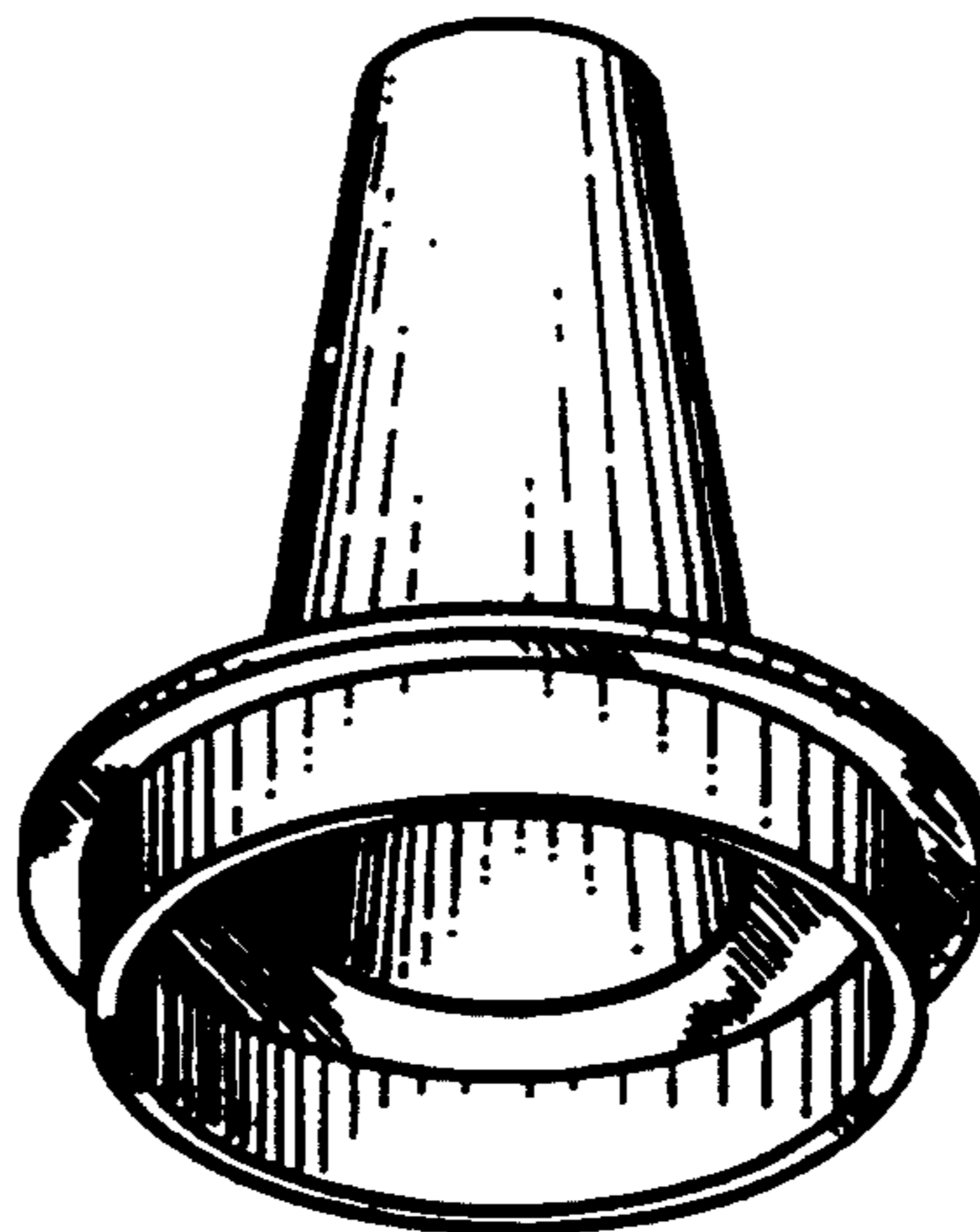
FIG. 1 is a front bottom perspective view of an egg holder for use with a stand for decorating eggs showing my new design;

FIG. 2 is a front elevational view thereof;

FIG. 3 is a top plan view thereof; and,

FIG. 4 is a bottom plan view thereof.

The rear, right and left views are identical to FIG. 2.



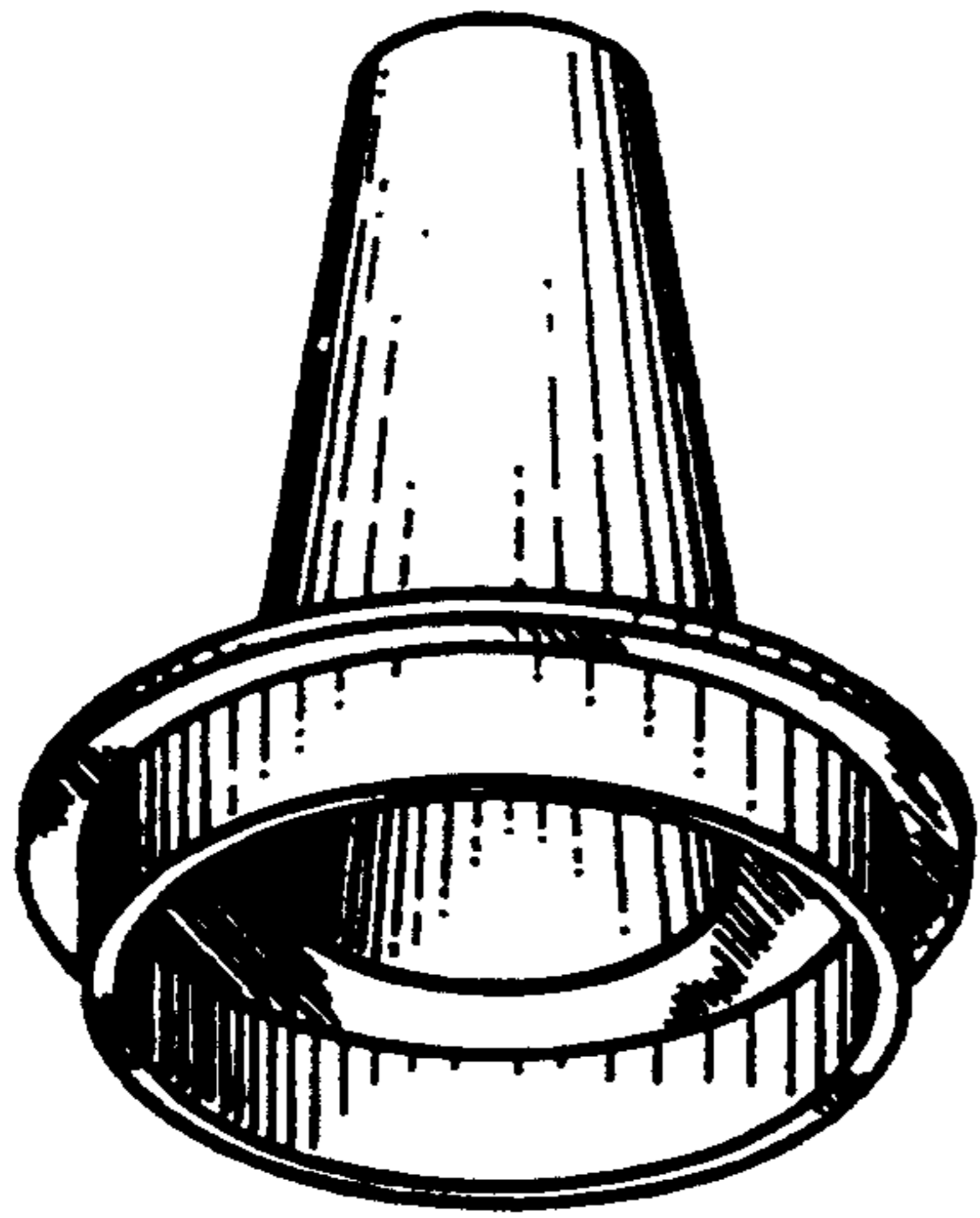


Fig. 1




Fig. 2




Fig. 3

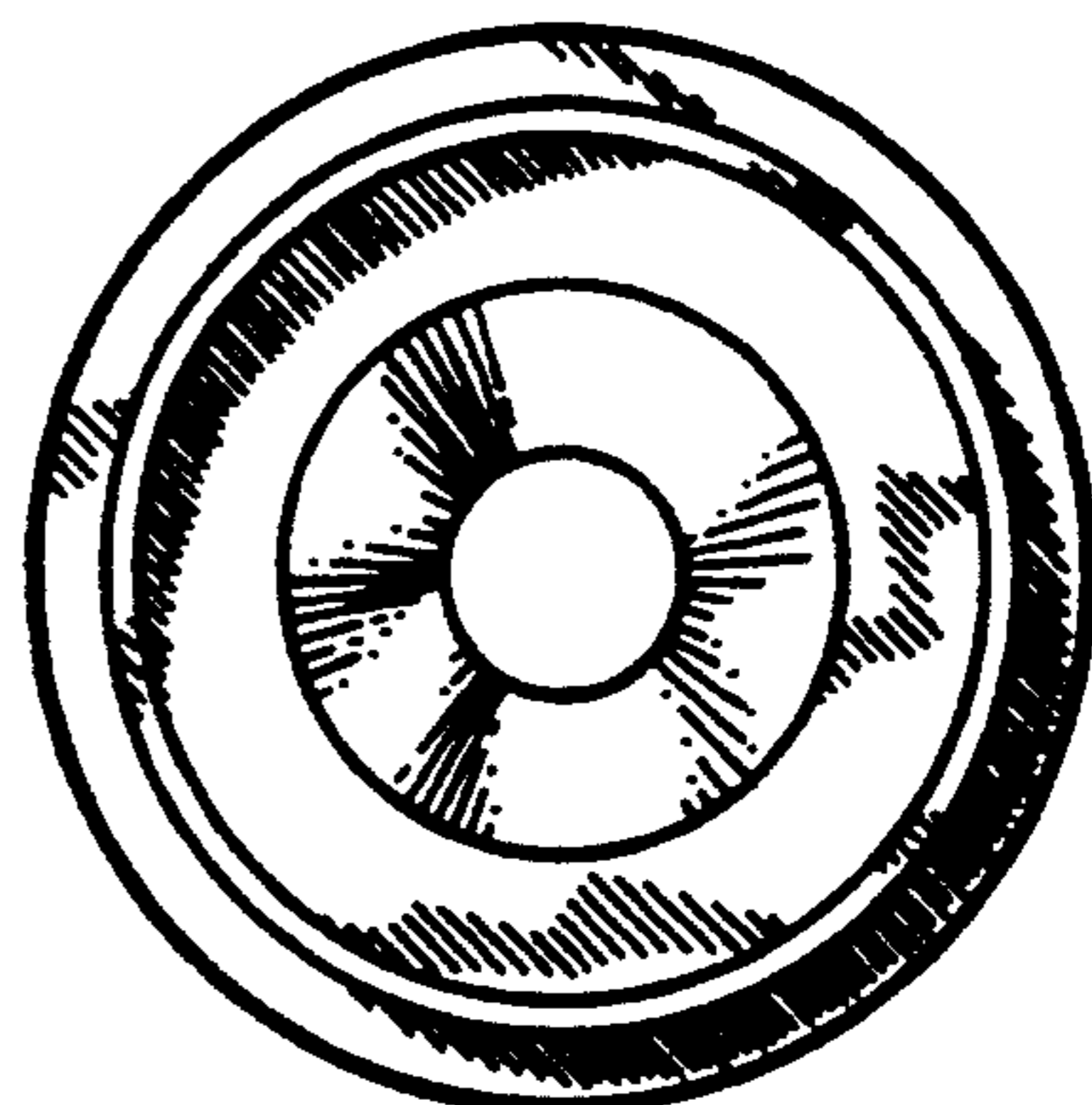


Fig. 4