



US00D354881S

United States Patent [19]

[11] Patent Number: **Des. 354,881**

Huff

[45] Date of Patent: **** Jan. 31, 1995**

[54] **KNIFE HANDLE**

[76] Inventor: **Bernard G. Huff**, 3500 W. 69th St.,
Mission Hills, Kans. 66208

[**] Term: **14 Years**

[21] Appl. No.: **15,653**

[22] Filed: **Nov. 23, 1993**

[52] U.S. Cl. **D7/401.2; D7/693**

[58] Field of Search **D7/393-395,**
D7/401.2, 682-697, 642-664; 16/110 R, 111 R,
114 R, DIG. 12; 30/322-328, 329

[56] **References Cited**

U.S. PATENT DOCUMENTS

D. 280,173 8/1985 Welch **D7/395 X**
4,825,552 5/1989 Bendickson et al. **16/DIG. 12 X**

Primary Examiner—Terry A. Wallace

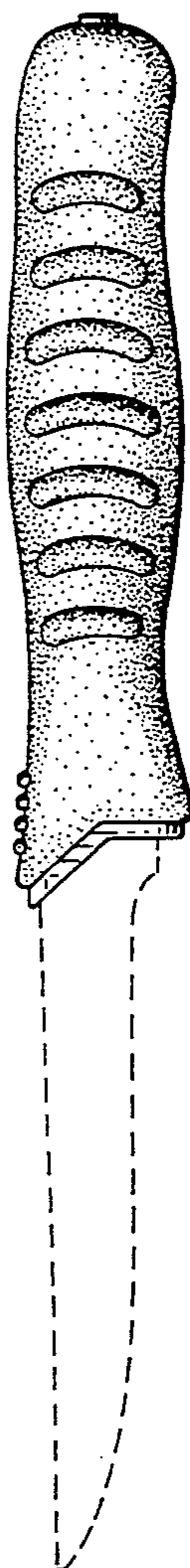
Attorney, Agent, or Firm—Hovey, Williams, Timmons &
Collins

[57] **CLAIM**

The ornamental design for a knife handle, as shown and described.

DESCRIPTION

FIG. 1 is a side elevational view of a knife handle showing my new design, the opposite side being the same; FIG. 2 is a top plan view thereof; FIG. 3 is a bottom plan view thereof; FIG. 4 is a front elevational view thereof; FIG. 5 is a rear elevational view thereof; FIG. 6 is a side elevational view of an alternate embodiment of FIG. 1, the opposite side being the same; FIG. 7 is a top plan view of FIG. 6; FIG. 8 is a bottom plan view of FIG. 6; FIG. 9 is a rear elevational view of FIG. 6; and, FIG. 10 is a front elevational view of FIG. 6. The knife blade is shown in broken lines in FIGS. 1-10 for illustrative purposes only and forms no part of the claimed design.



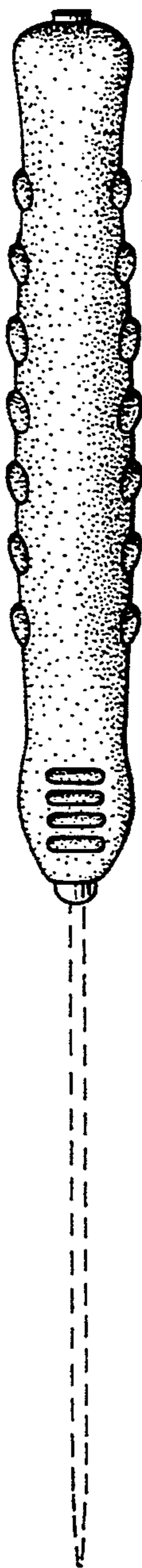


Fig. 2.

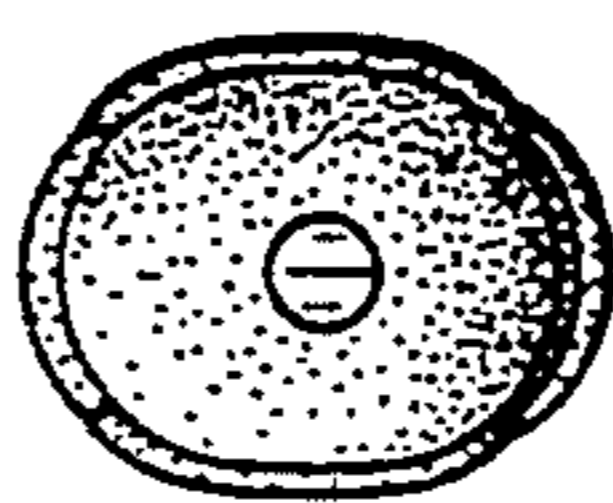


Fig. 5.

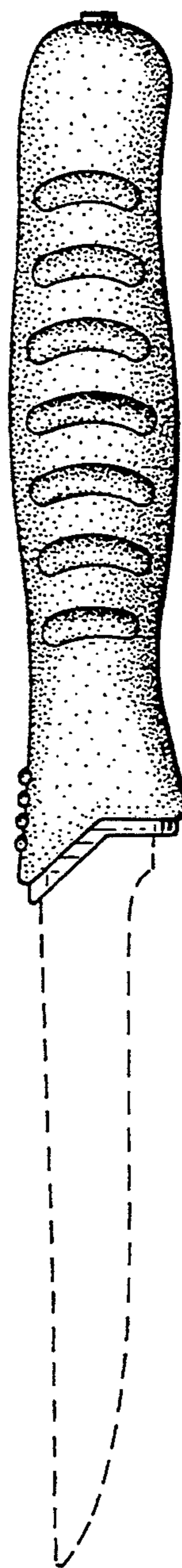


Fig. 1.

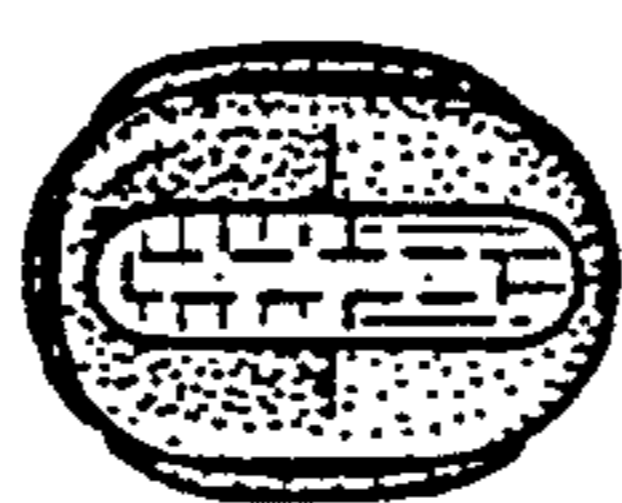


Fig. 4.

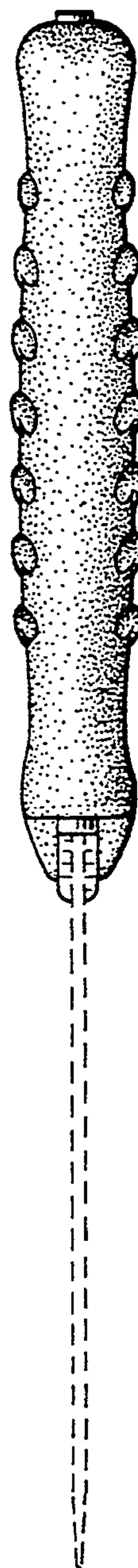


Fig. 3.

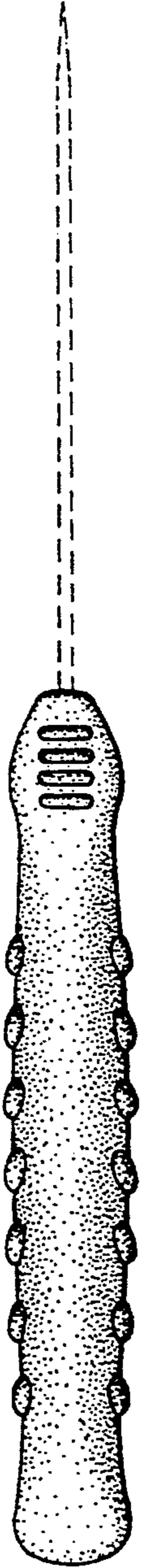


Fig. 7.

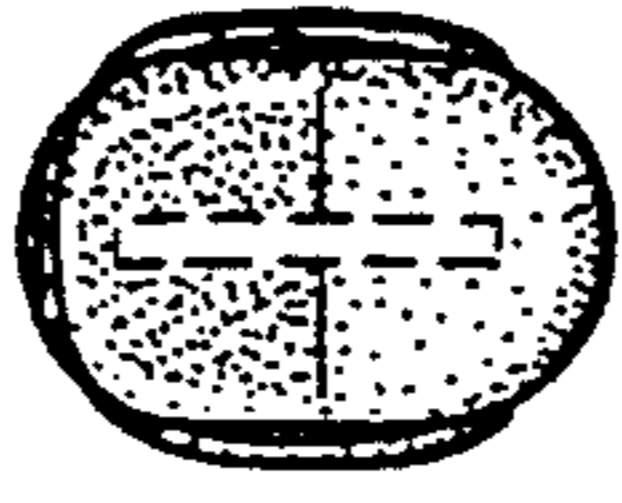


Fig. 10.

Fig. 6.

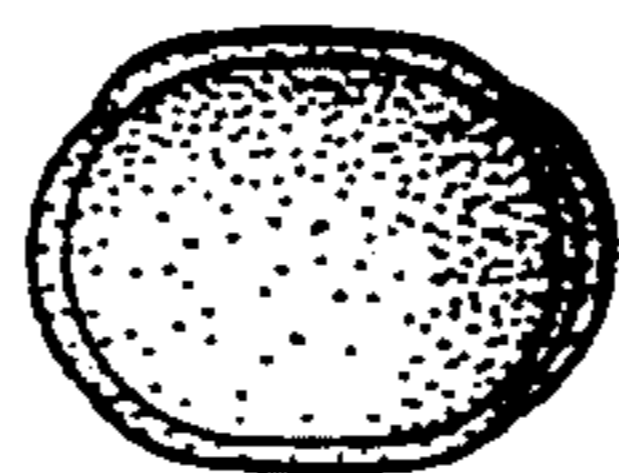
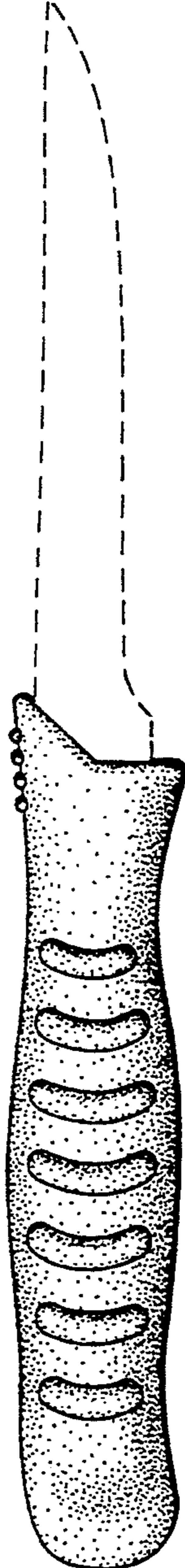


Fig. 9.

Fig. 8.

