



US00D354860S

United States Patent [19] Grosfillex

[11] Patent Number: **Des. 354,860**

[45] Date of Patent: **** Jan. 31, 1995**

[54] **ARMCHAIR**

[75] Inventor: **Raymond Grosfillex, Oyonnax, France**

[73] Assignee: **Grosfillex Sarl, Oyonnax, France**

[**] Term: **14 Years**

[21] Appl. No.: **14,413**

[22] Filed: **Oct. 21, 1993**

[30] **Foreign Application Priority Data**

Apr. 26, 1993 [XH] Hague Agreement DMA/002129

[52] U.S. Cl. **D6/379; D6/369; D6/380**

[58] Field of Search **D6/334, 369, 370, 374, D6/375, 376, 379, 380, 500, 501, 502; 297/411.40, 411.41, 411.42**

[56] **References Cited**

U.S. PATENT DOCUMENTS

D. 253,924 1/1980 Keller D6/369
D. 334,097 3/1993 Grosfillex D6/370

D. 334,294 3/1993 Grosfillex D6/367
D. 339,245 9/1993 Grosfillex D6/375
D. 347,745 6/1994 Grosfillex D6/379

OTHER PUBLICATIONS

Bloomington, p. 15 Chair at top, center.

Primary Examiner—Alan P. Douglas

Assistant Examiner—Gary D. Watson

Attorney, Agent, or Firm—Dowell & Dowell

[57] **CLAIM**

The ornamental design for an armchair, as shown and described.

DESCRIPTION

FIG. 1 is a front perspective view of an armchair showing my new design;

FIG. 2 is a front elevational view thereof;


FIG. 3 is a rear elevational view thereof;

FIG. 4 is a left side view thereof;

FIG. 5 is a right side view thereof;

FIG. 6 is a top plan view thereof; and,

FIG. 7 is a bottom plan view thereof.






FIG. 1




FIG. 2




FIG. 3



FIG. 4



FIG. 5




FIG. 6




FIG. 7