



US00D354842S

United States Patent [19]

[11] Patent Number: **Des. 354,842**

Imre

[45] Date of Patent: **** Jan. 31, 1995**

[54] **COMFORT BAND FOR HEADWEAR**

4,741,574 5/1988 Weightman et al. 297/482

[76] Inventor: **Edward J. Imre**, 39 Glendale Drive, Welland, Ontario, Canada, L3C 4Z1

Primary Examiner—Terry A. Wallace
Assistant Examiner—Paula Mortimer
Attorney, Agent, or Firm—Hugh E. Smith

[**] Term: **14 Years**

[57] **CLAIM**

[21] Appl. No.: **9,178**

The ornamental design for a comfort band for headwear, as shown and described.

[22] Filed: **Jun. 7, 1993**

[52] U.S. Cl. **D2/891**

DESCRIPTION

[58] Field of Search D2/624, 639, 858, 891; 297/482; 280/733; 2/920, DIG. 11

FIG. 1 is a front elevational view of the comfort band for headwear showing my new design;
FIG. 2 is a rear elevational view thereof;
FIG. 3 is a left side elevational view thereof;
FIG. 4 is a right side elevational view thereof;
FIG. 5 is a top plan view thereof;
FIG. 6 is a bottom plan view thereof; and,
FIG. 7 is an isometric view thereof.

[56] **References Cited**

U.S. PATENT DOCUMENTS

D. 308,287	6/1990	Miller et al.	D2/639
D. 328,181	7/1992	White et al.	D2/639
D. 332,864	2/1993	Hansen	D2/639
D. 338,552	8/1993	Carrico et al.	D2/639
2,643,380	6/1953	Blair	297/482
4,575,874	3/1986	Johnson	297/482

The broken line showing of the word Logo in FIG. 1 and the cap in FIG. 7 are for illustrative purposes only and form no part of the claimed design.

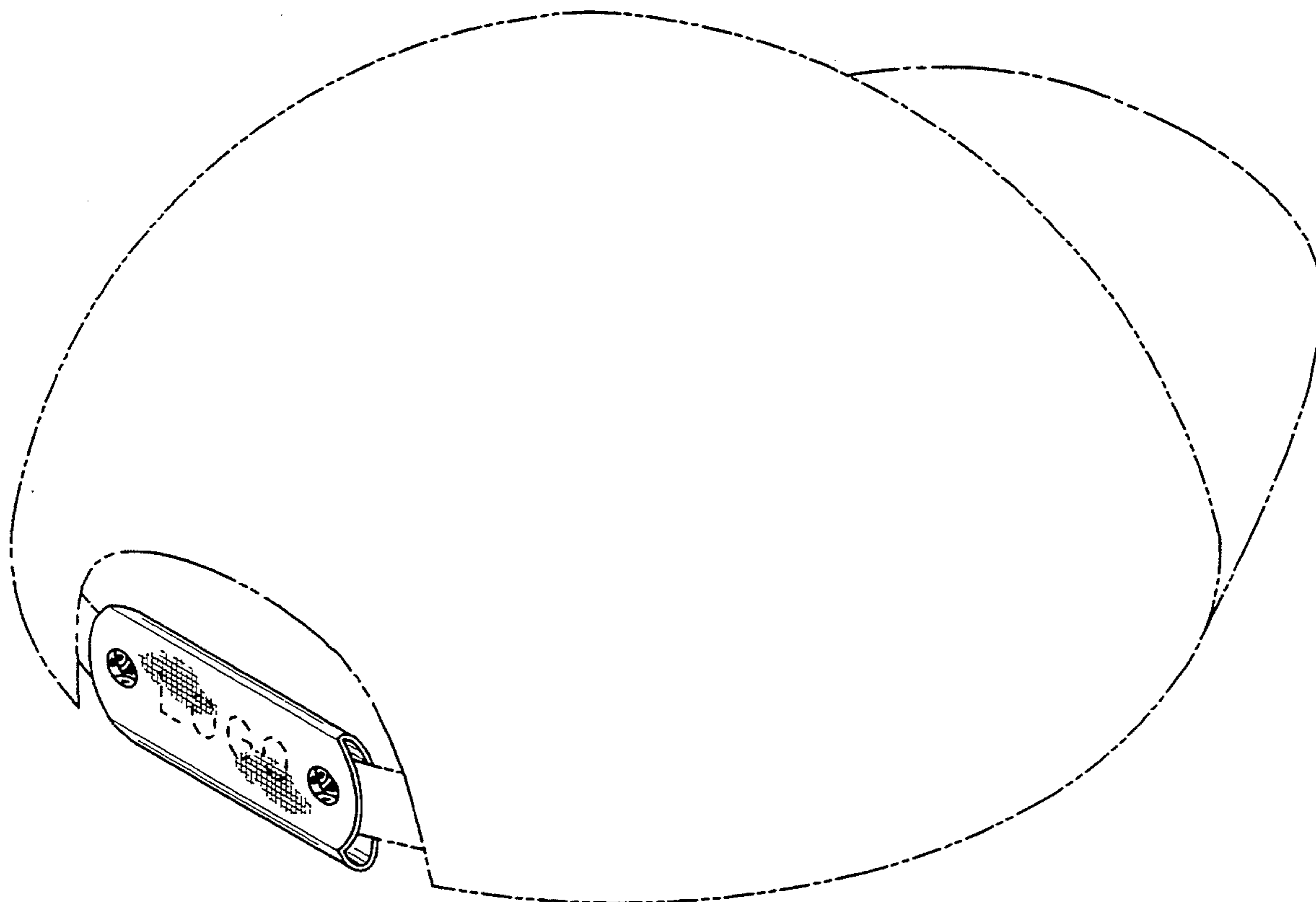


FIG. 1

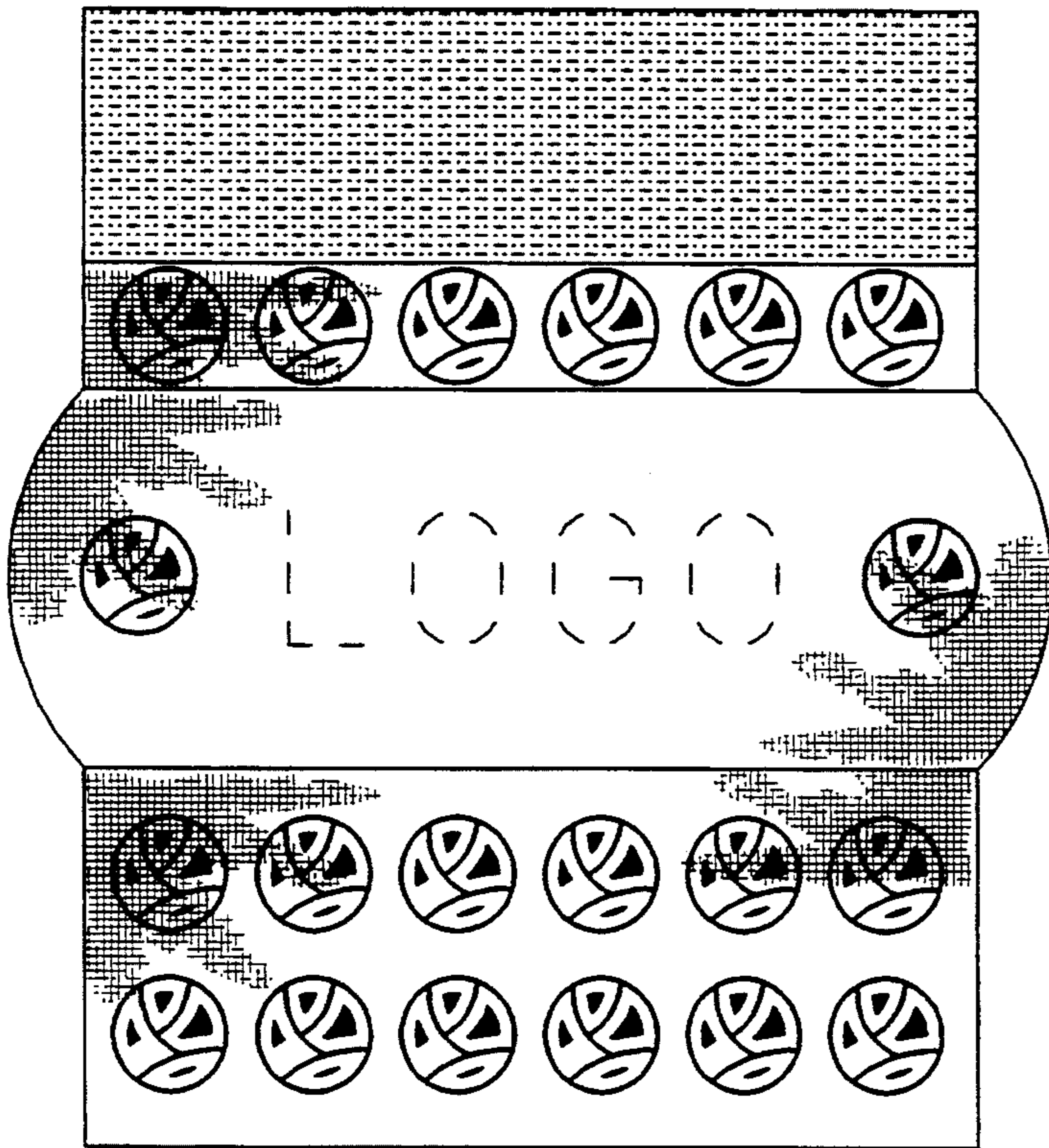


FIG. 2

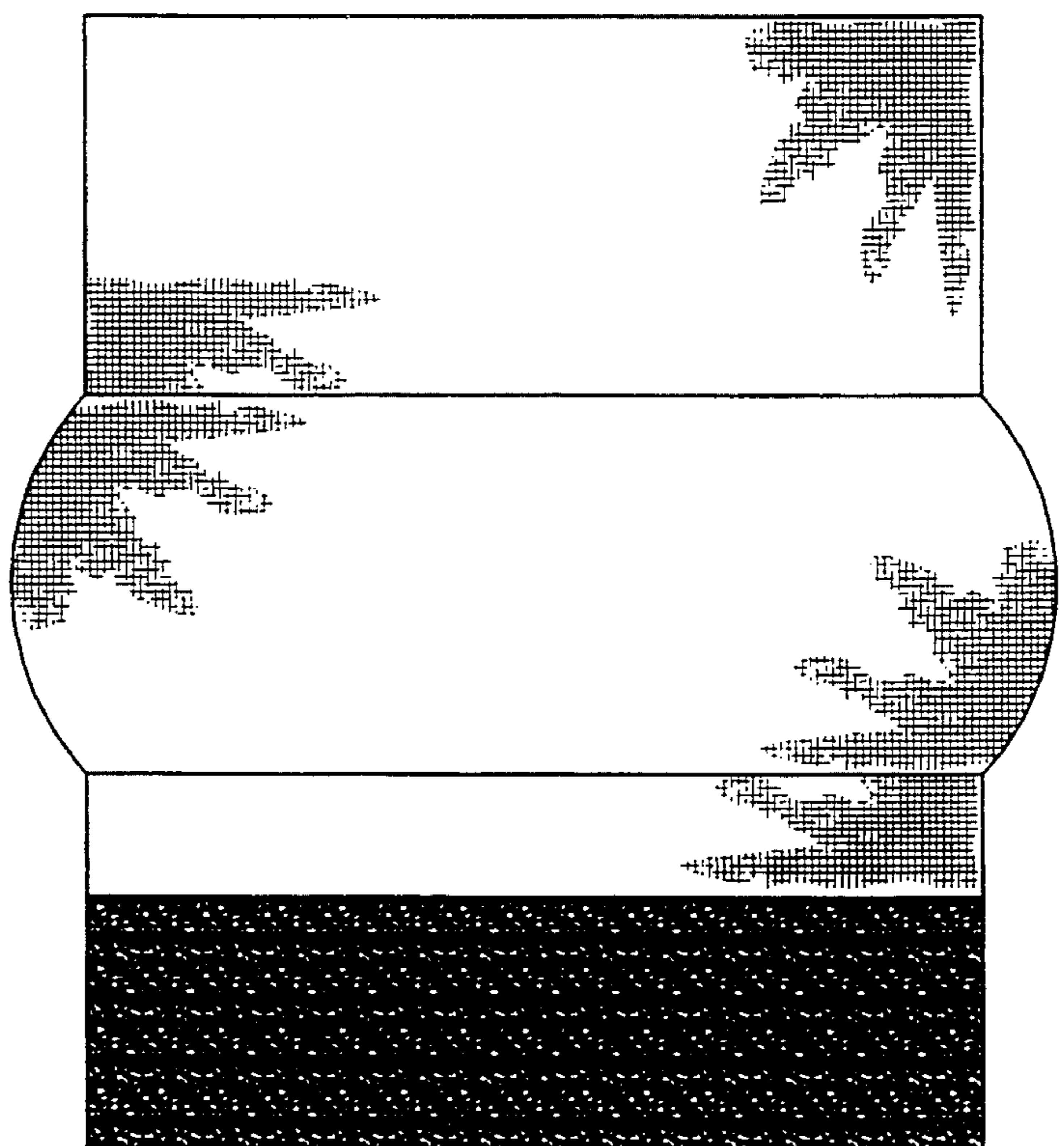


FIG. 3

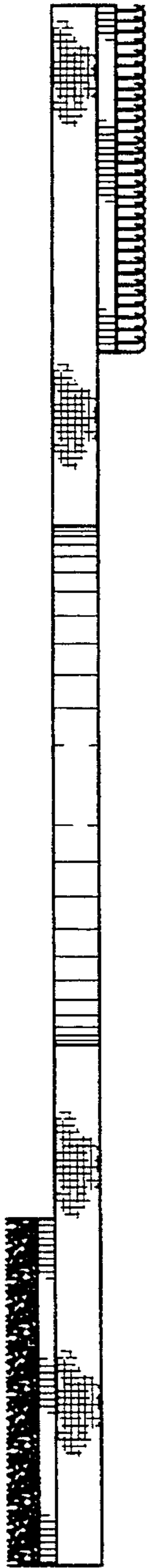


FIG. 4

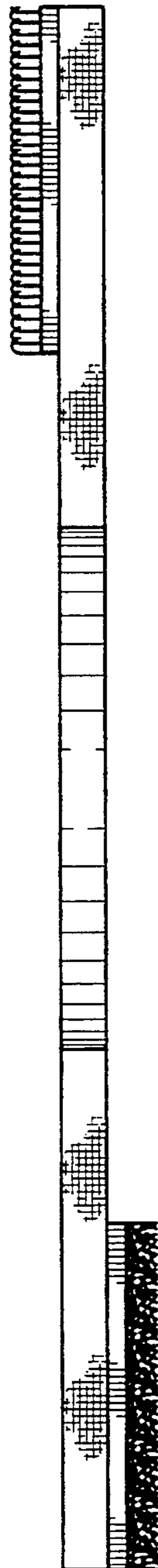


FIG. 5




FIG. 6




FIG. 7

