



US00D354836S

United States Patent [19]

Crosby

[11] Patent Number: **Des. 354,836**

[45] Date of Patent: **** Jan. 24, 1995**

[54] **SAFE HANDLE**

[75] Inventor: **Gaius P. Crosby, Orem, Utah**

[73] Assignee: **Liberty Safe & Security Products, Inc., Provo, Utah**

[**] Term: **14 Years**

[21] Appl. No.: **15,271**

[22] Filed: **Nov. 12, 1993**

[52] U.S. Cl. **D99/43**

[58] Field of Search **D99/43, 99; D12/317, D12/65; 109/44, 59 R, 64, 61, 59 T, 22, 23, 74, 75, 78, 84, 82, 50, 37, 51, 63; 292/347; 16/110 R, 111 R, 121; 70/207, 209, 210, 218**

[56] **References Cited**

U.S. PATENT DOCUMENTS

75,389 3/1868 Dodds 109/84
944,007 12/1909 Adolphs 109/82

1,205,455 11/1916 Kline 109/61
1,544,268 6/1925 Murray 109/61
1,693,048 11/1928 Paca 109/63
2,918,883 12/1959 Graber 109/61


Primary Examiner—Nelson C. Holtje
Assistant Examiner—J. H. Musgrove
Attorney, Agent, or Firm—Thorpe North & Western

[57] CLAIM

The ornamental design for a safe handle, as shown and described.

DESCRIPTION

FIG. 1 is a perspective view and outline form view showing my new design;
FIG. 2 is a front view thereof;
FIG. 3 is a side view of my design, the other side being a mirror image thereof;
FIG. 4 is a top view thereof;
FIG. 5 is a bottom view thereof; and,
FIG. 6 is a rear view thereof.






Fig. 1

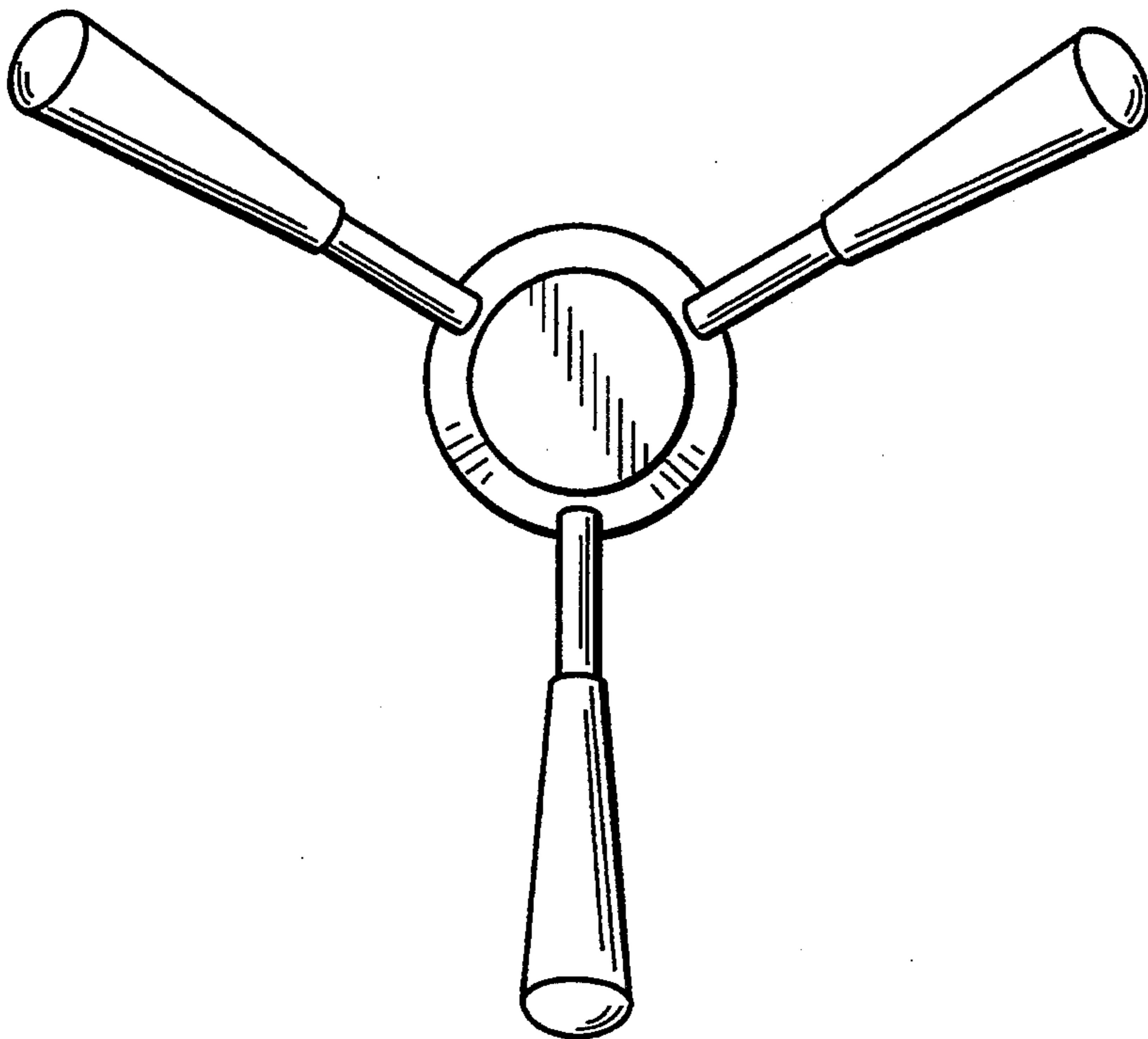


Fig. 2




Fig. 3




Fig. 4




Fig. 5

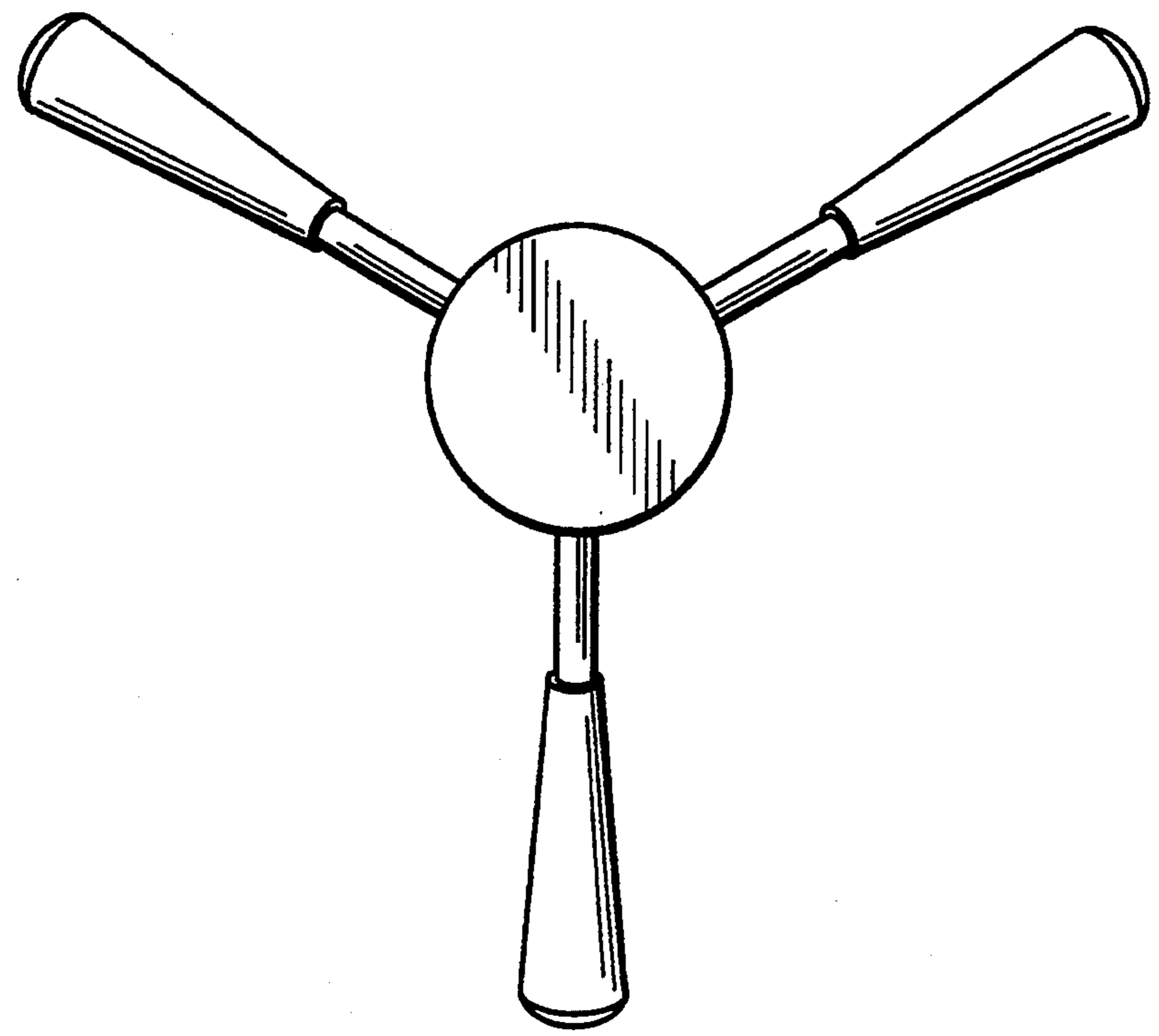


Fig. 6