



US00D354825S

United States Patent [19] Parker

[11] Patent Number: **Des. 354,825**

[45] Date of Patent: **** Jan. 24, 1995**

[54] **COMBINED CASKET ESCUTCHEON PLATE AND ARM ASSEMBLY**

[75] Inventor: **Daniel J. Parker, Connerville, Ind.**

[73] Assignee: **Batesville Casket Company, Inc., Batesville, Ind.**

[**] Term: **14 Years**

[21] Appl. No.: **19,366**

[22] Filed: **Mar. 1, 1994**

[52] U.S. Cl. **D99/8**

[58] Field of Search **D99/1, 2, 3, 4, 8, 6, D99/99; 27/1-20; D25/133, 136, 146, 145**

[56] **References Cited**

U.S. PATENT DOCUMENTS

D. 84,393	6/1931	Berg	D99/3
D. 84,842	8/1931	Ostwald	D99/3
D. 84,843	8/1931	Ostwald	D99/3
D. 99,289	4/1936	Larson	D99/8
D. 104,632	5/1937	Larson	D99/8
D. 108,959	3/1938	Larson	D99/8
D. 215,434	9/1969	Peter	D99/7
D. 215,933	11/1969	Peter	D99/7

OTHER PUBLICATIONS

Speltz, Alexander, *The Styles of Ornament*, Dover Publications, Inc., New York, N.Y., pp. 564-567 dated Mar. 1, 1993.

Primary Examiner—Alan P. Douglas
Assistant Examiner—Jeffrey H. Musgrove
Attorney, Agent, or Firm—Wood, Herron & Evans

[57] **CLAIM**

The ornamental design for a combined casket escutcheon plate and arm assembly, as shown and described.

DESCRIPTION

FIG. 1 is a front, bottom right perspective view of my new, original and ornamental design for a combined casket escutcheon plate;

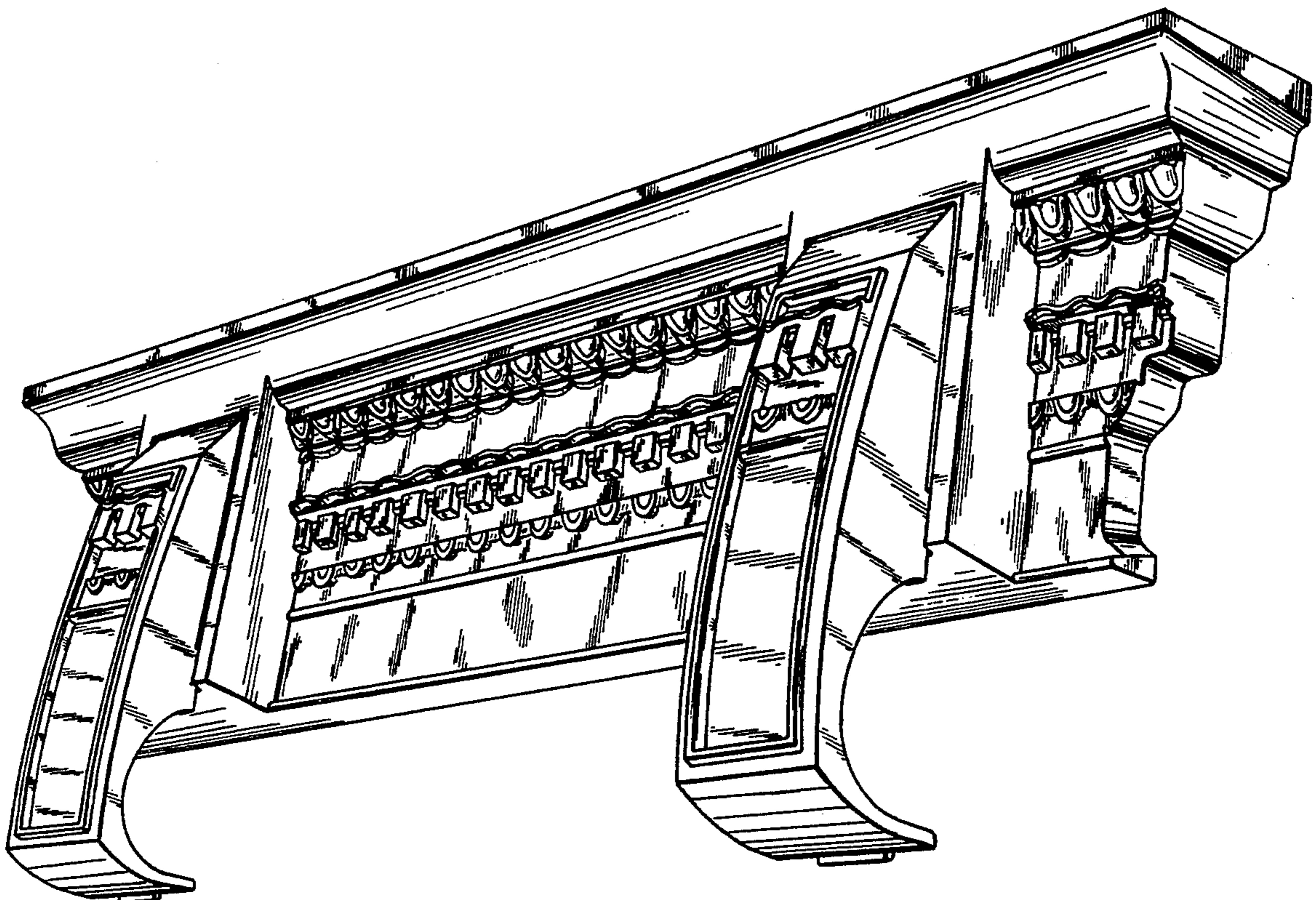
FIG. 2 is a front elevational view thereof;

FIG. 3 is a top plan view thereof;

FIG. 4 is a bottom plan view thereof;

FIG. 5 is a left side elevational view thereof, the right side elevational view being a mirror image thereof; and, FIG. 6 is a rear elevational view thereof.

The broken line showing of handle in FIG. 2 is for illustrative purposes only and forms no part of the claimed design.



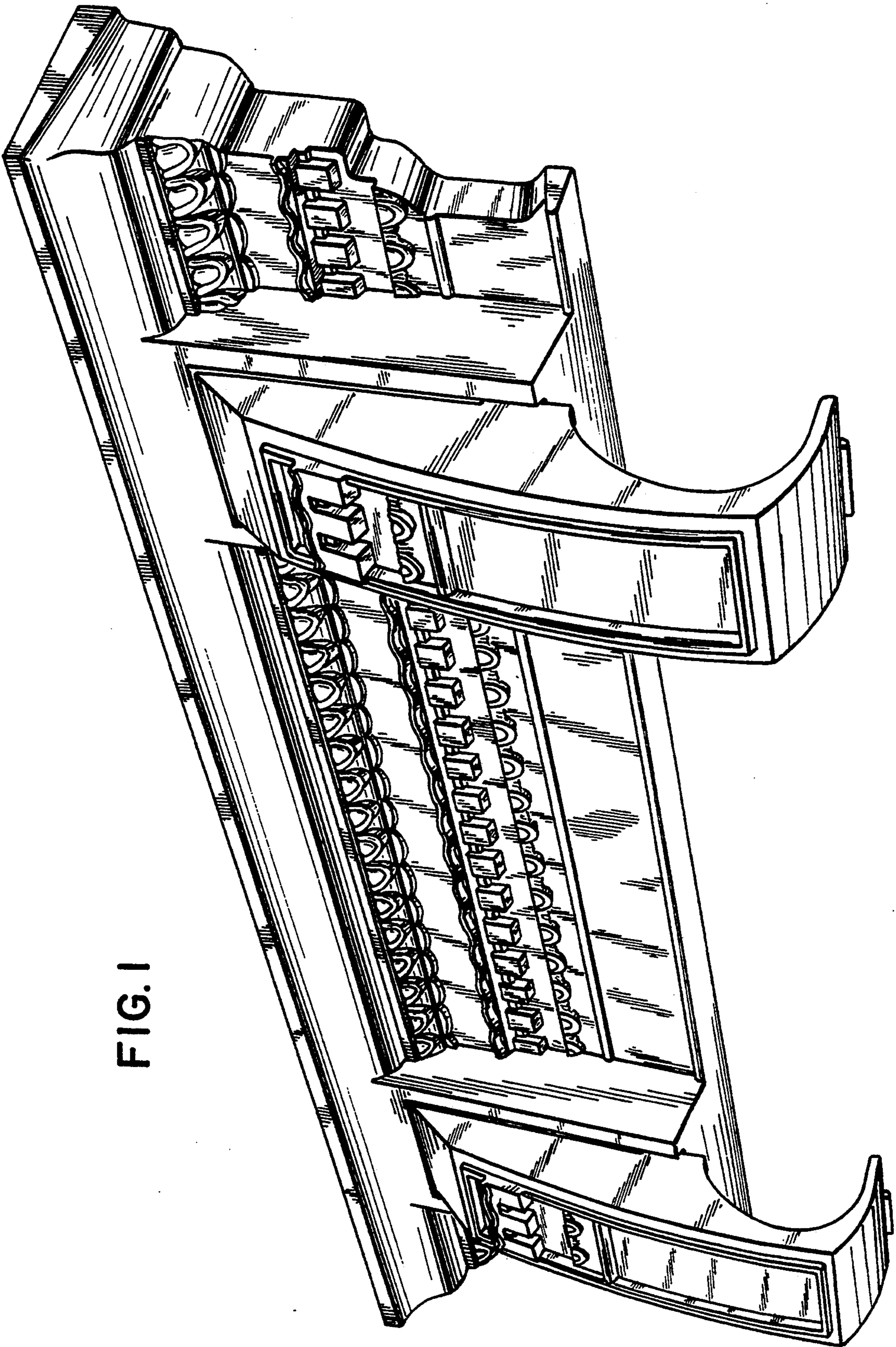


FIG. 1




FIG. 2




FIG. 3




FIG. 4




FIG. 5

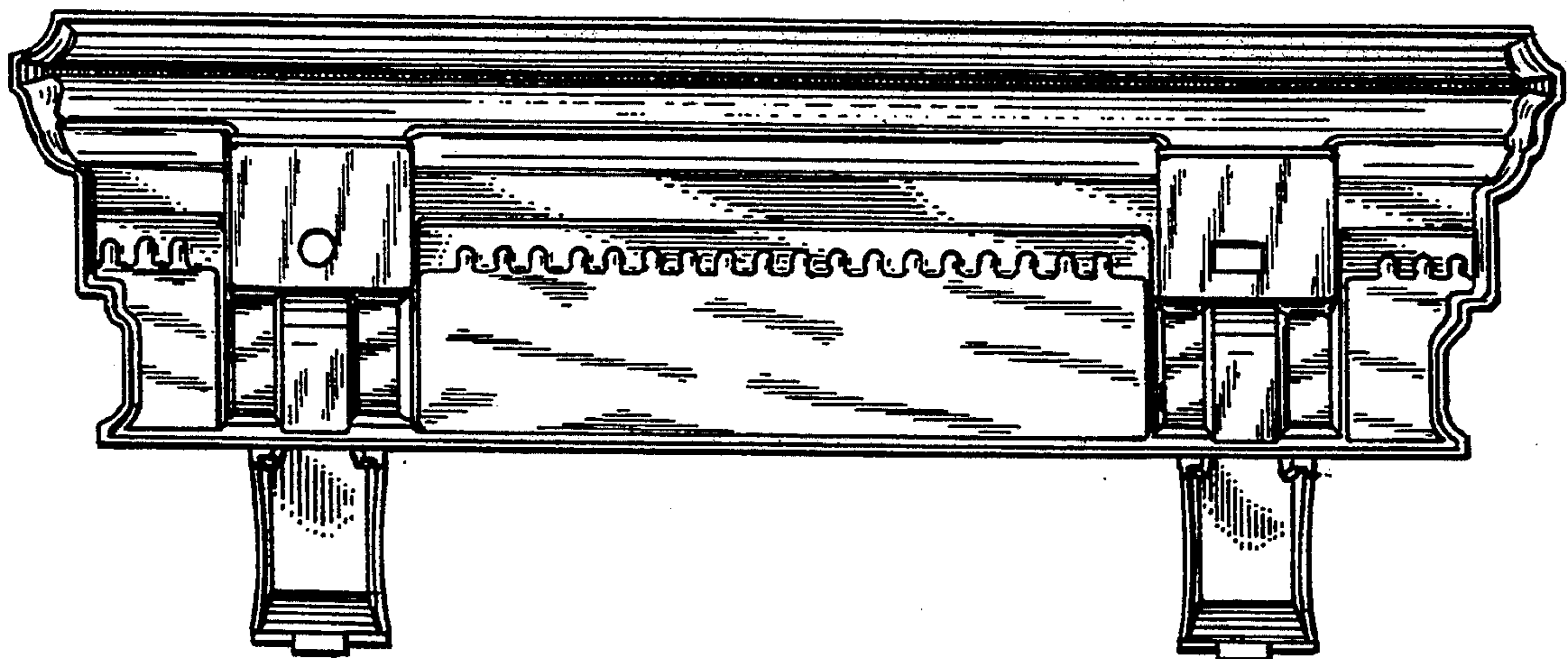


FIG. 6