



US00D354804S

United States Patent [19] Tsuji

[11] Patent Number: **Des. 354,804**

[45] Date of Patent: **** Jan. 24, 1995**

[54] **CEILING FAN**

[75] Inventor: **Masao Tsuji, Germantown, Tenn.**

[73] Assignee: **Hunter Fan Company, Memphis, Tenn.**

[**] Term: **14 Years**

[21] Appl. No.: **20,672**

[22] Filed: **Mar. 30, 1994**

[52] U.S. Cl. **D23/377; D23/379; D23/385**

[58] Field of Search **D23/377, 379, 385, 411, D23/413; 416/5; 362/96, 294; D26/81-86, 88, 59, 72, 51**

[56] **References Cited**

U.S. PATENT DOCUMENTS

- D. 315,947 4/1991 Hollbrook D23/377
- D. 324,266 2/1992 Holbrook D23/411

- D. 328,947 8/1992 Holbrook D23/377
- D. 329,494 9/1992 Holbrook D23/377
- D. 349,337 8/1994 Tsuji D23/377

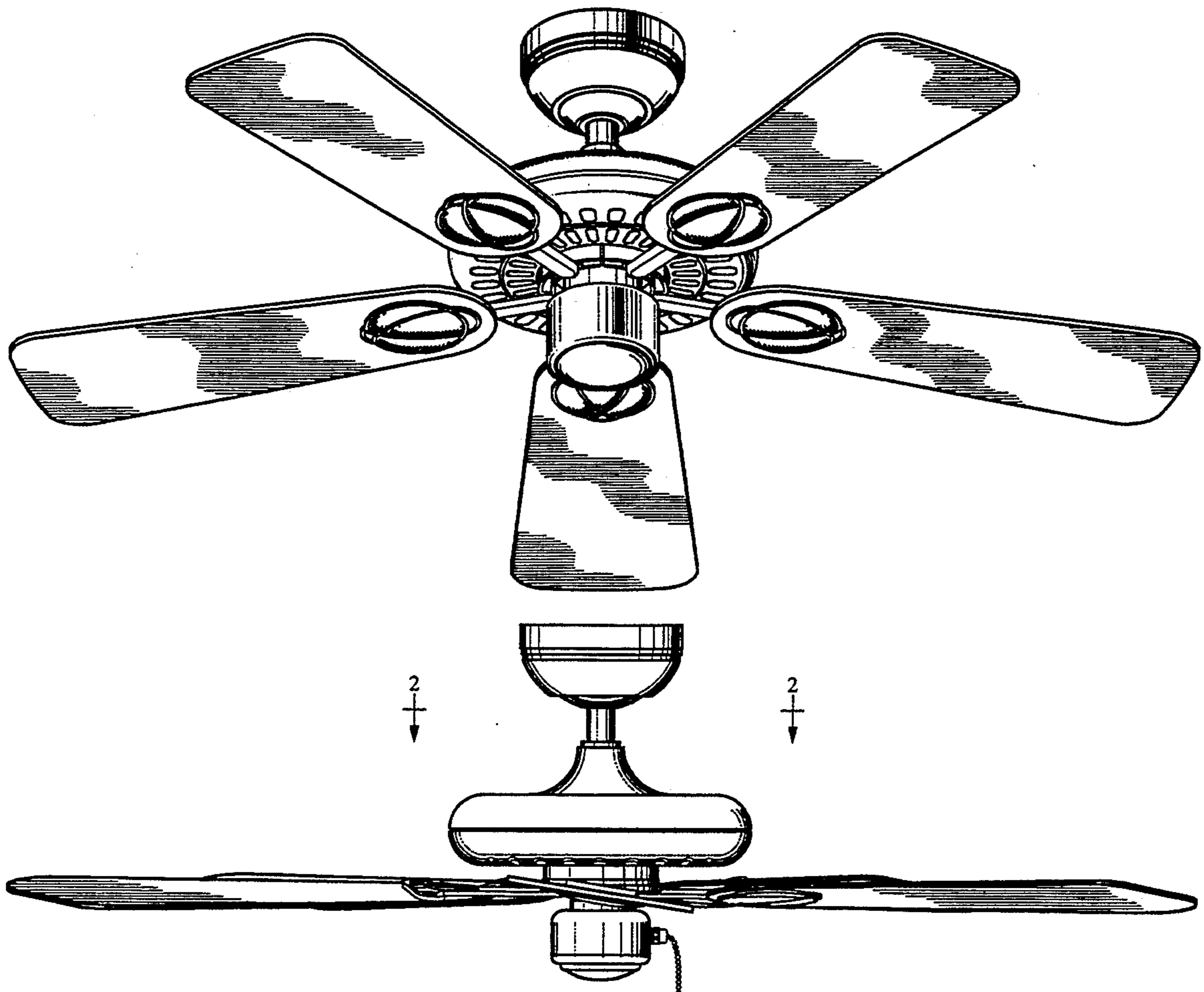
Primary Examiner—Lisa P. Lichtenstein
Attorney, Agent, or Firm—Heiskell, Donelson, Bearman, Adams, Williams & Caldwell

[57] CLAIM

The ornamental design for a ceiling fan, as shown and described.

DESCRIPTION

FIG. 1 is a side, bottom perspective view of a ceiling fan showing my new design;
 FIG. 2 is a cross-sectional view thereof, on a reduced scale, taken along the line 2—2 in FIG. 4 and looking in the direction of the arrows;
 FIG. 3 is a bottom plan view thereof on a reduced scale; and,
 FIG. 4 is a side elevational view thereof, the remaining side views being substantially the same.



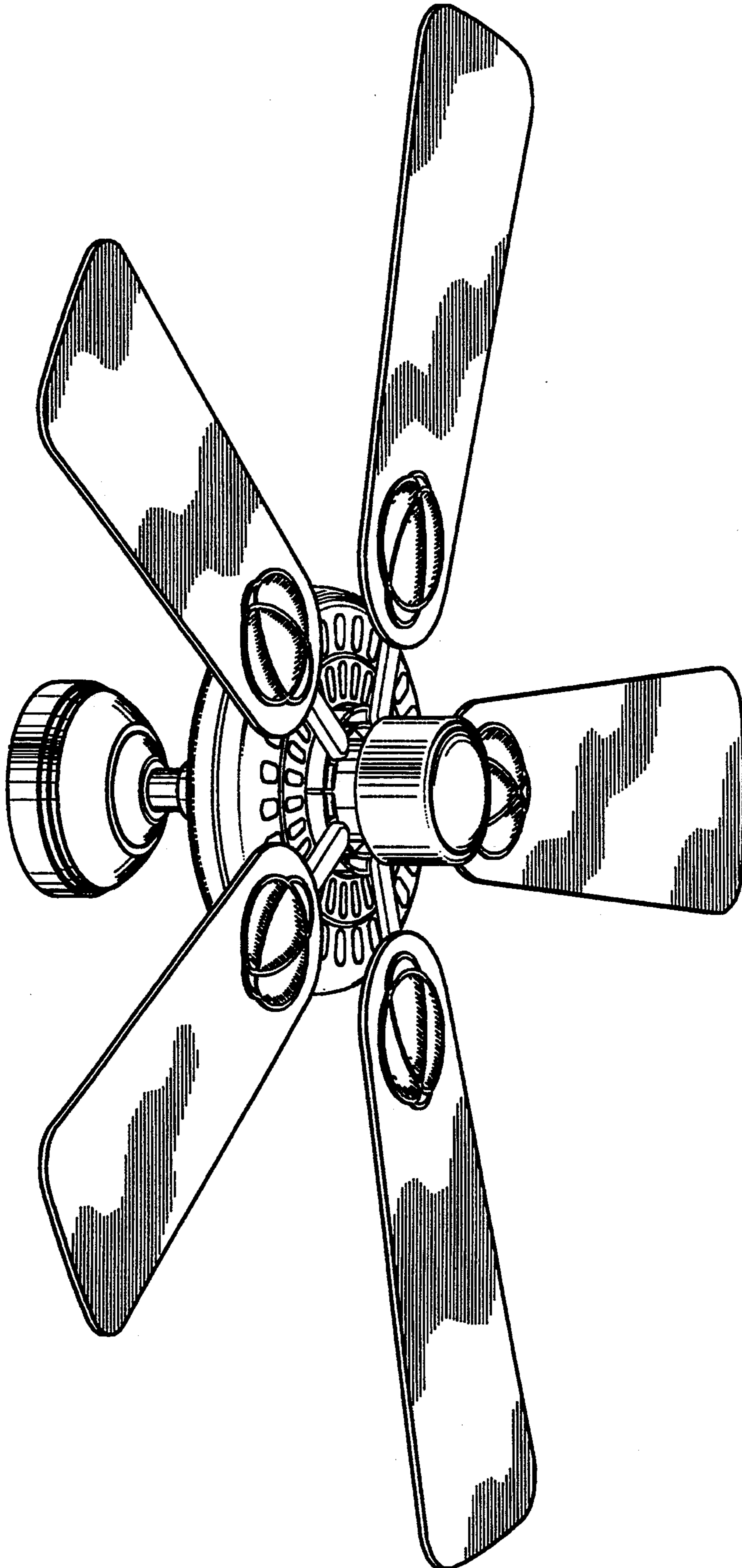


Fig. 1




Fig.2




Fig.3

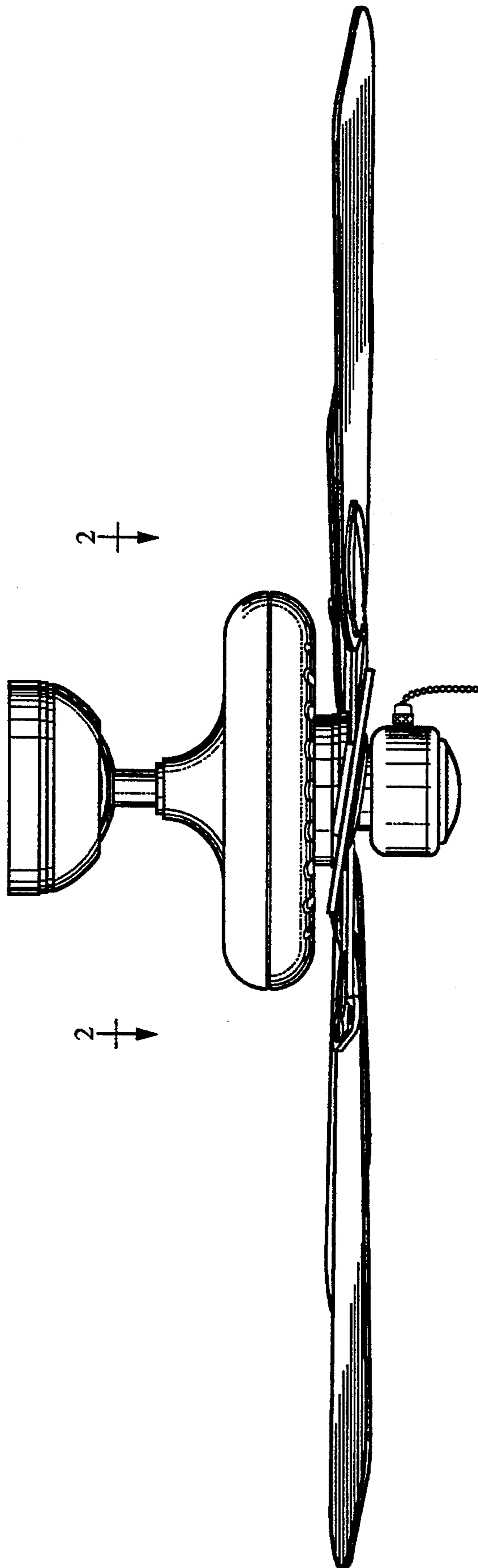


Fig.4