



US00D354796S

United States Patent [19]

Smith, Sr.

[11] Patent Number: **Des. 354,796**

[45] Date of Patent: **** Jan. 24, 1995**

[54] FILTER
[76] Inventor: **Bobby G. Smith, Sr.**, 2542 Dungadin Rd., Front Royal, Va. 22630

5,211,846 5/1993 Kott et al. 210/232
5,221,470 6/1993 McKinney 210/151
5,266,196 11/1993 Fife et al. 210/416.3
5,298,160 3/1994 Ayers et al. 210/232

[**] Term: **14 Years**

OTHER PUBLICATIONS

[21] Appl. No.: **13,245**

Sohio Company Brochure, ©1980, the Fulfo Bag and Strainer Filter Vessel.

[22] Filed: **Sep. 22, 1993**

[52] U.S. Cl. **D23/209**

Primary Examiner—Wallace R. Burke

[58] Field of Search D23/209, 207; 210/136, 210/205-206, 232, 231, 257.1, 260, 261, 282, 321.78, 416.3, 488

Assistant Examiner—M. Brown

Attorney, Agent, or Firm—Wigman, Cohen, Leitner & Myers

[56] References Cited

[57] CLAIM

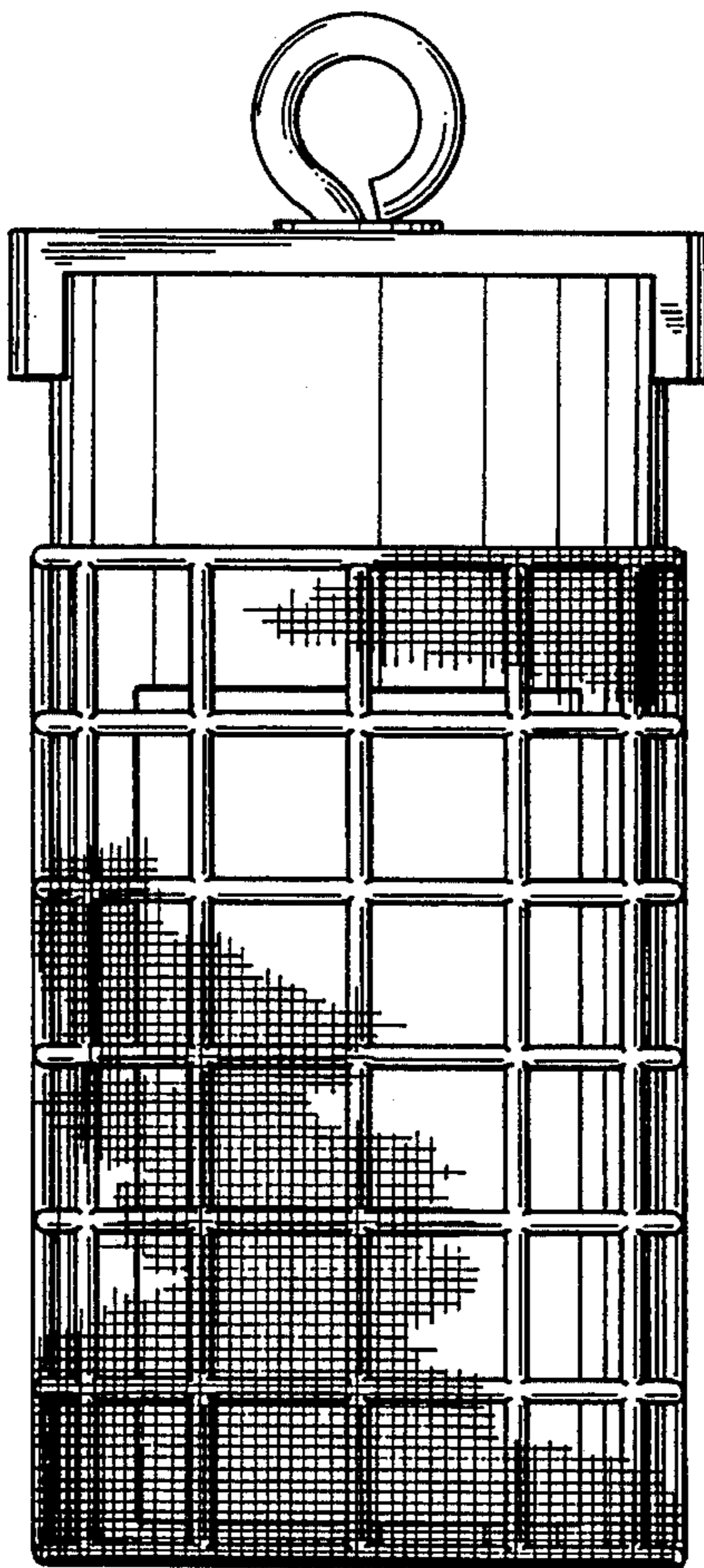
U.S. PATENT DOCUMENTS

The ornamental design for a filter, as shown and described.

H1,157	4/1993	Yanou et al.	D23/209
2,824,728	2/1958	Crawford	D23/207
2,852,140	9/1958	MacLaren	210/221
2,900,084	8/1959	Zabel	210/460
3,240,343	3/1966	Werner	210/256
3,332,552	7/1967	Zabel	210/86
4,217,331	8/1980	Schaub	D23/207
4,239,119	12/1980	Kroell	210/488
4,710,295	12/1987	Zabel	210/336
4,818,398	4/1989	Lott et al.	210/238
4,882,045	11/1989	Bergh, Sr. et al.	210/86
5,198,113	3/1993	Daniels	210/608

DESCRIPTION

FIG. 1 is a front view of the filter showing my new design;
FIG. 2 is a left side view;
FIG. 3 is a right side view;
FIG. 4 is a rear view;
FIG. 5 is a top view;
FIG. 6 is a bottom view; and,
FIG. 7 is a perspective view of the front and bottom of the filter.



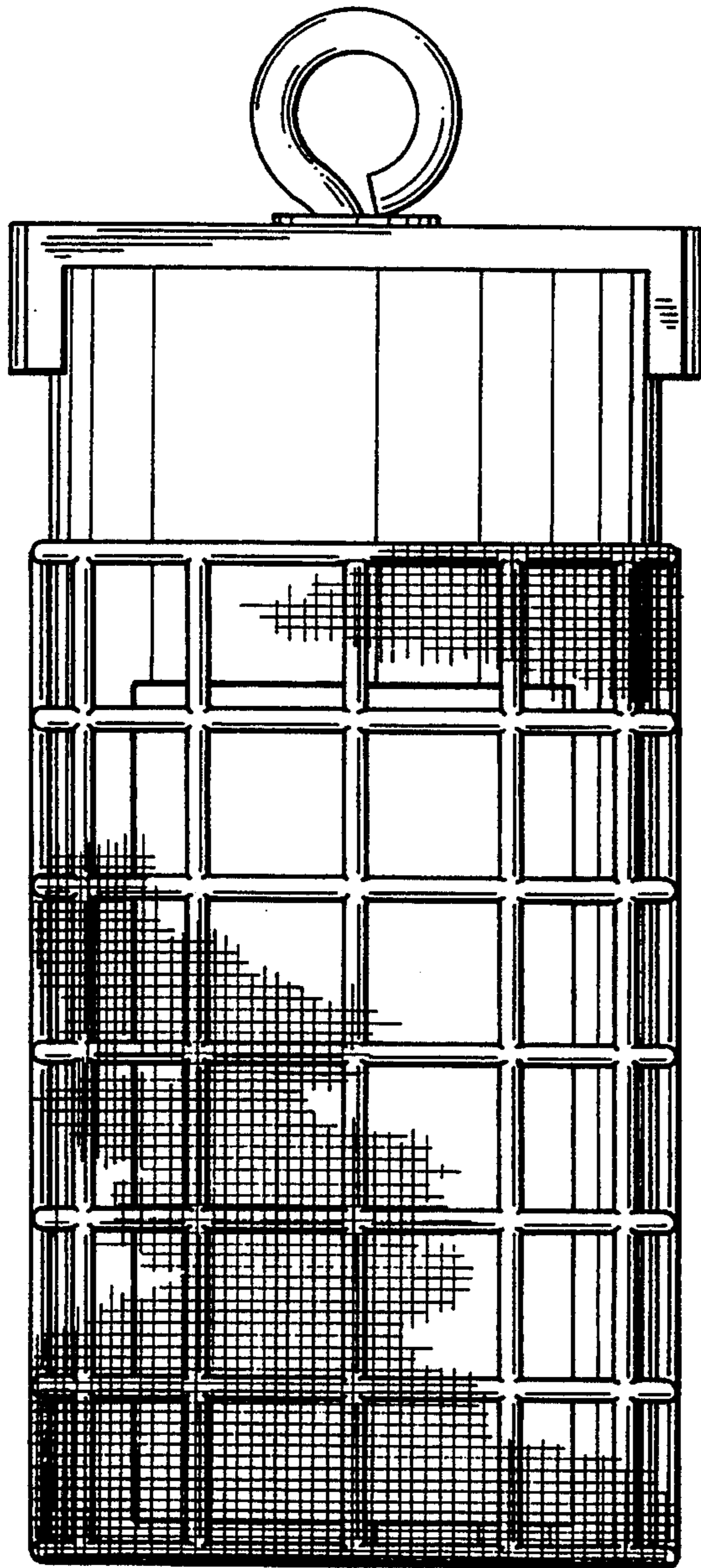


FIG. 1




FIG. 2




FIG. 3

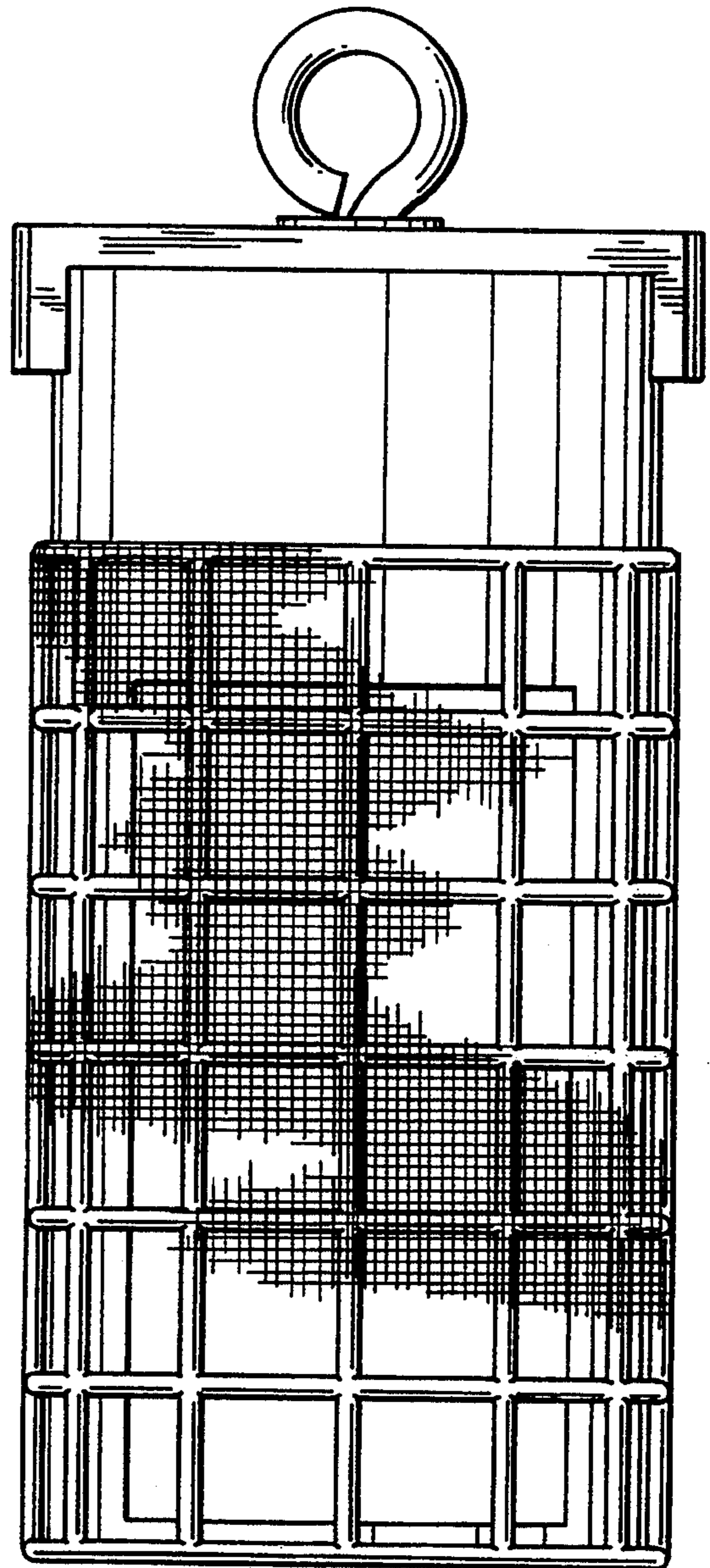


FIG. 4

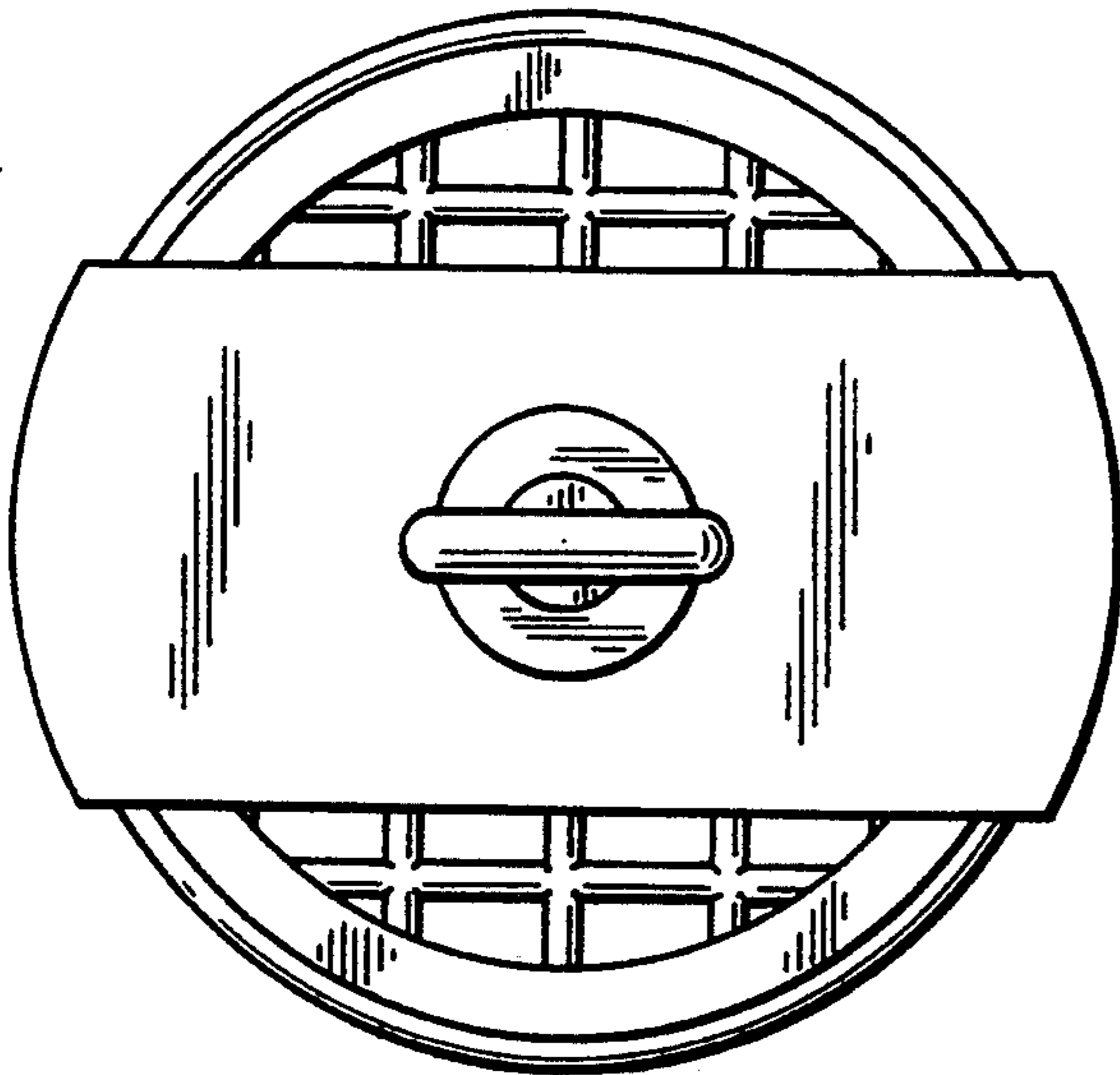


FIG. 5




FIG. 6

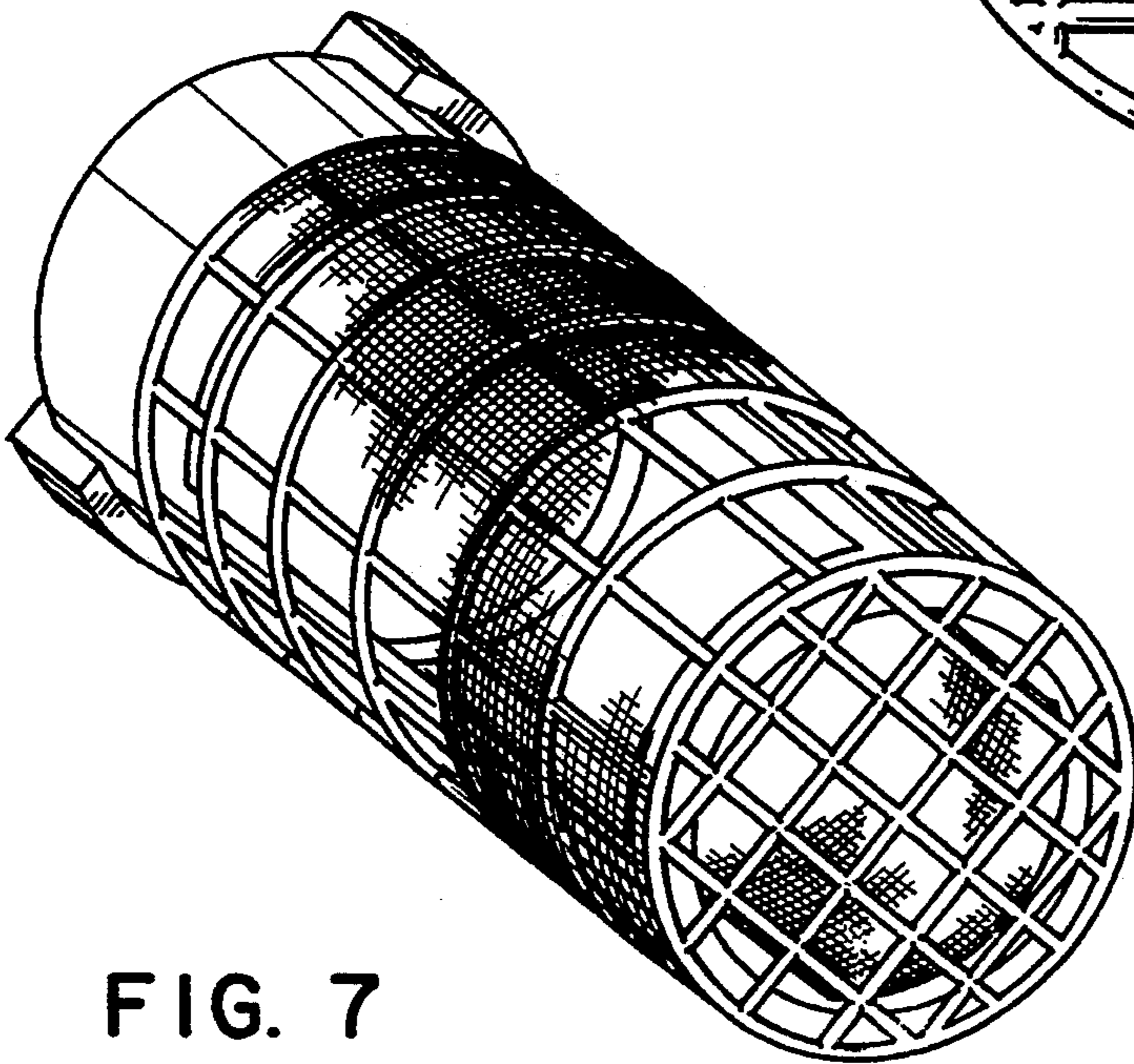


FIG. 7