



US00D354790S

United States Patent [19]

[11] Patent Number: **Des. 354,790**

Findley, Jr.

[45] Date of Patent: **** Jan. 24, 1995**

[54] FISHING LURE

3,440,756 4/1969 Leadbetter 43/42.36

[76] Inventor: Ernest E. Findley, Jr., 2703
Ashworth Cir., Snellville, Ga. 30278

3,751,842 8/1973 Smith D22/132 X

5,170,579 12/1992 Hollinger 43/42.06

[**] Term: 14 Years

Primary Examiner—A. Hugo Word
Assistant Examiner—Doris V. Coles
Attorney, Agent, or Firm—Rodgers & Rodgers

[21] Appl. No.: 9,708

[57] CLAIM

[22] Filed: Jun. 21, 1993

The ornamental design for a fishing lure, as shown.

[52] U.S. Cl. D22/132; D22/126

[58] Field of Search D22/132, 126, 133, 128;
43/42.11, 42.47, 42.13, 42.45, 42.35, 42.06,
42.22, 42.31, 42.34, 42.48

DESCRIPTION

[56] References Cited

U.S. PATENT DOCUMENTS

D. 115,571	7/1939	Strite	43/42.45 X
1,232,211	7/1917	Burkman	43/42.22
2,091,457	8/1937	Saver	43/42.06
2,357,472	9/1944	Jenkins	43/42.48
2,826,851	3/1958	Borgogno	43/43.13

FIG. 1 is a perspective view of a fishing lure showing my new design;

FIG. 2 is a rear elevational view thereof;

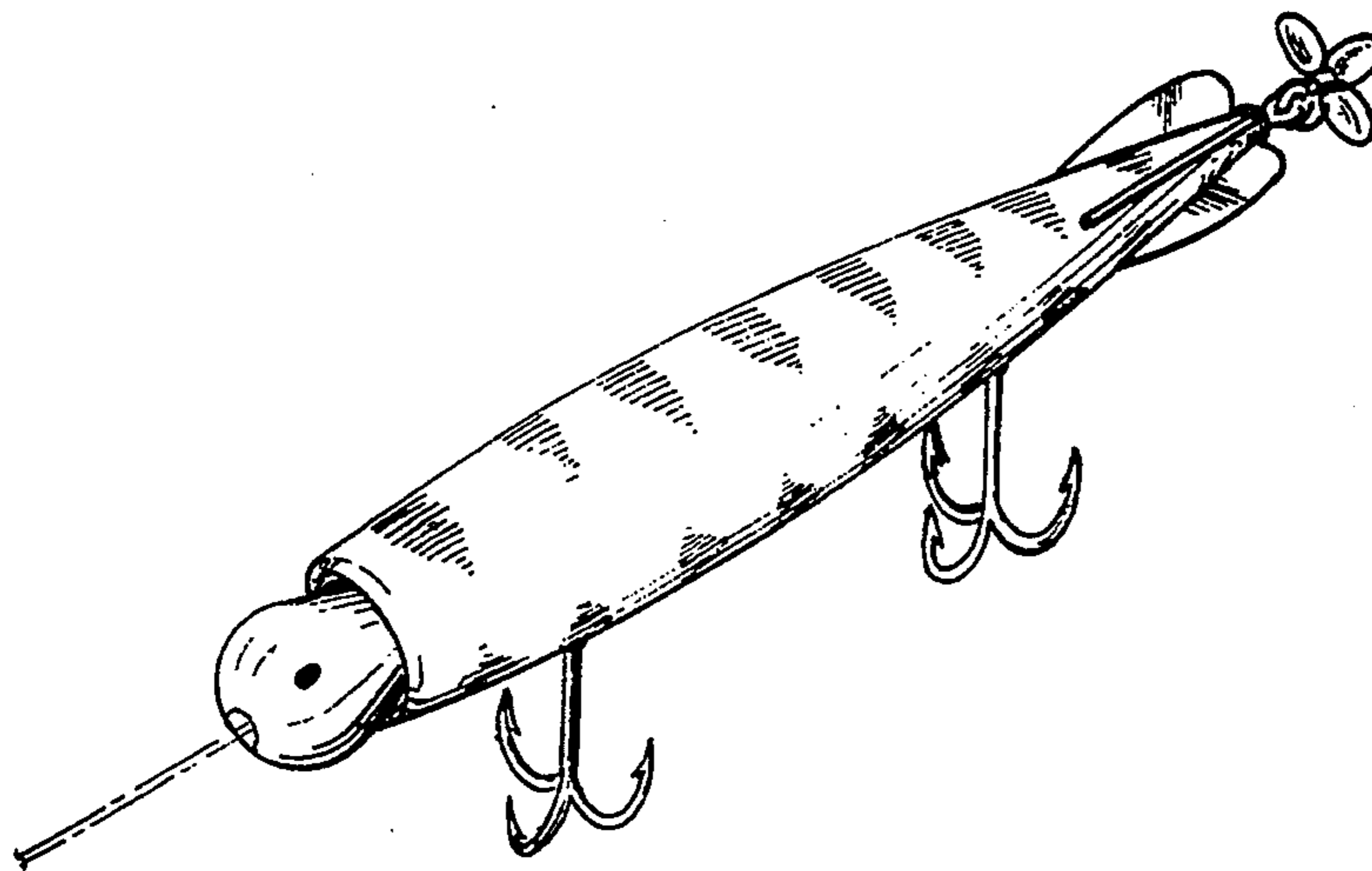
FIG. 3 is a left side elevational view thereof;

FIG. 4 is a right side elevational view thereof;

FIG. 5 is a top plan view thereof; and,

FIG. 6 is a bottom plan view thereof.

The broken line showing of environment in FIGS. 1, 2, 5 and 6 is for illustrative purposes only and forms no part of the claimed design.



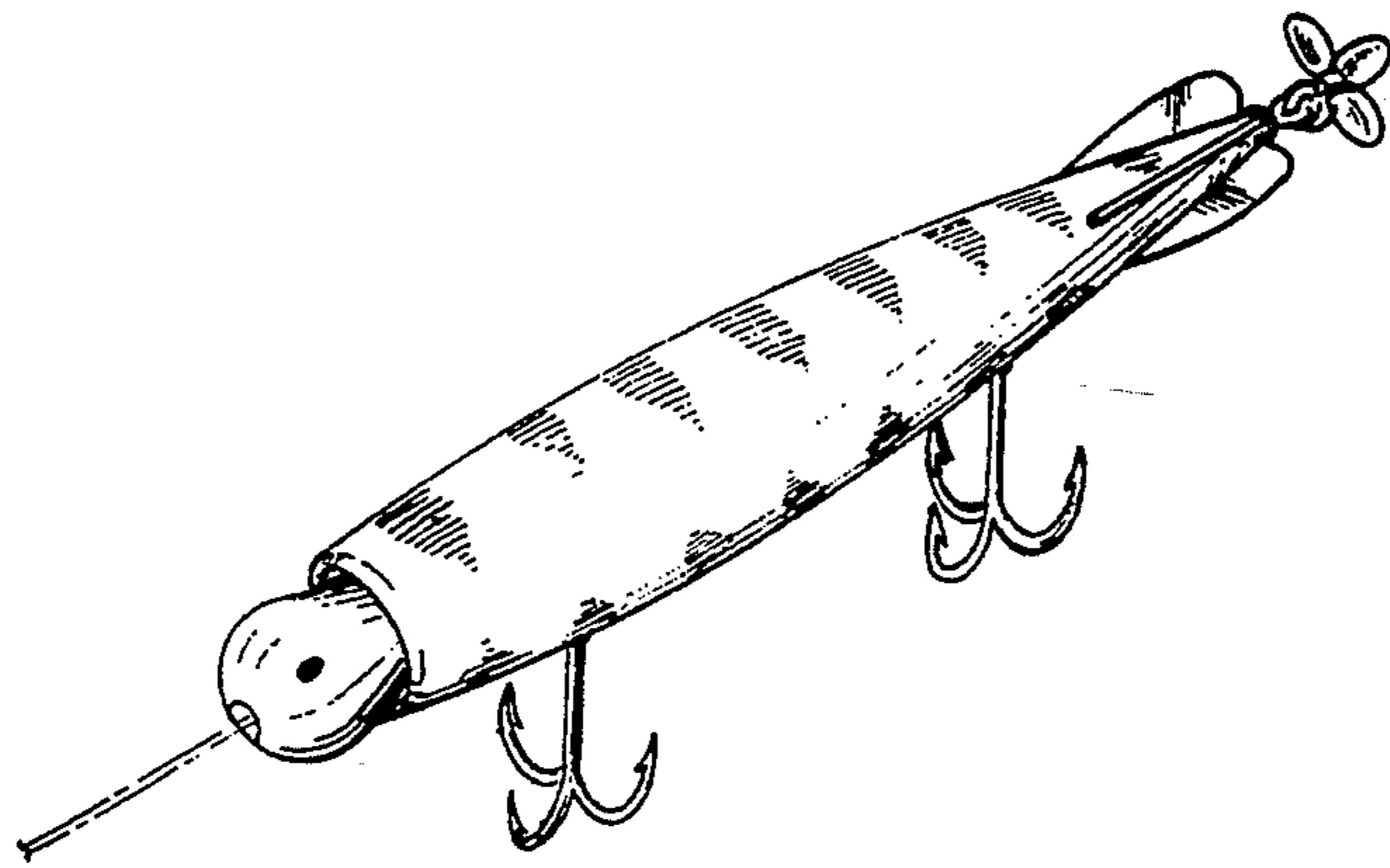


FIG. 1

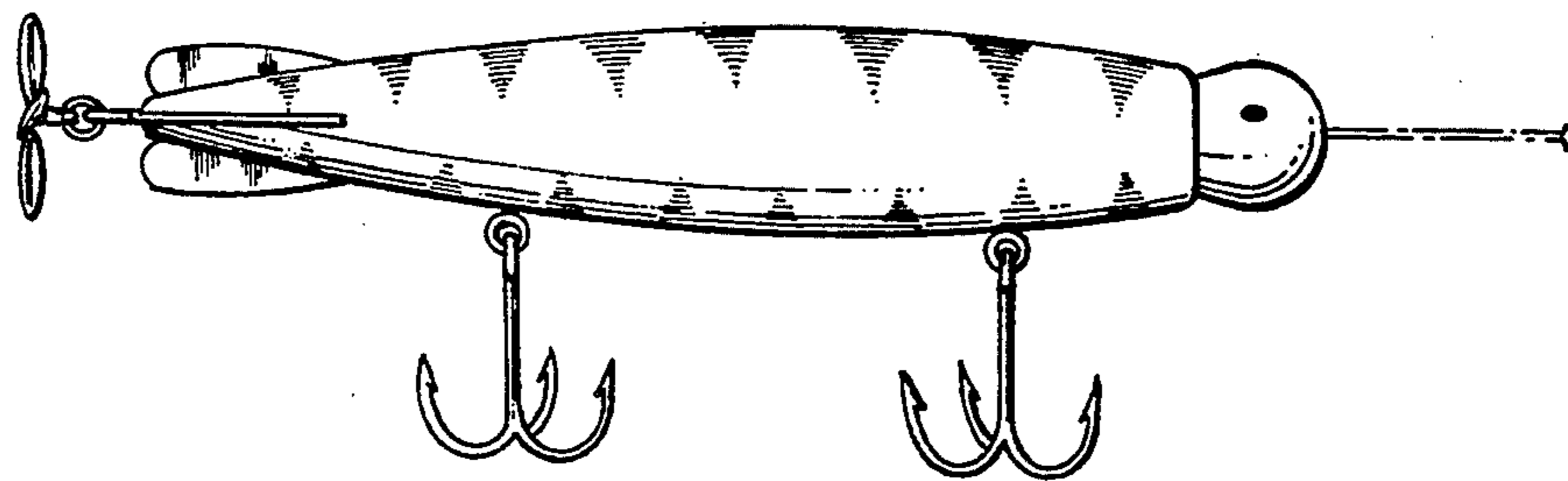


FIG. 2




FIG. 3




FIG. 4



FIG. 5




FIG. 6