



US00D354778S

United States Patent [19]

[11] Patent Number: **Des. 354,778**

Sacco et al.

[45] Date of Patent: **** Jan. 24, 1995**

[54] **AUTOMOBILE BODY**

[75] Inventors: **Bruno Sacco; Josef Gallitzendörfer,** both of Sindelfingen; **Peter Pfeiffer,** Böblingen, all of Germany

[73] Assignee: **Mercedes-Benz Aktiengesellschaft,** Germany

[**] Term: **14 Years**

[21] Appl. No.: **12,161**

[22] Filed: **Aug. 25, 1993**

[30] **Foreign Application Priority Data**

Feb. 25, 1993 [DE] Germany M 93 01 492.9

[52] U.S. Cl. **D12/92**

[58] Field of Search D12/91, 92; 296/185

[56] **References Cited**

U.S. PATENT DOCUMENTS

D. 236,706 9/1975 Pininfarina D12/92

D. 273,773 5/1984 Luthe et al. D12/92

D. 283,808 5/1986 Strosek D12/92

OTHER PUBLICATIONS

Smithsonian Magazine, Oct. 1984, p. 135, Jaguar XJ6 Automobile.

Road & Track, Jul. 1989, Mercedes-Benz SL500 Automobile, lower right side of page.

Car & Driver, Dec. 1991, p. 88, Mercedes-Benz 400 SE Automobile.

Primary Examiner—James M. Gandy
Attorney, Agent, or Firm—Evenson, McKeown, Edwards & Lenahan


[57] **CLAIM**

The ornamental design for an automobile body, as shown and described.

DESCRIPTION

FIG. 1 is a perspective view from the front and left side of the automobile body according to our novel design; FIG. 2 is a perspective view from the rear and left side of the automobile body according to our novel design; FIG. 3 is a left side view of the automobile body according to our novel design it being understood that the opposite side is substantially a mirror image thereof; FIG. 4 is a front view of the automobile body according to our novel design; FIG. 5 is a rear view of the automobile body according to our novel design; and, FIG. 6 is a top view of the automobile body according to our novel design.

The broken line showing of the tires and wheels in FIGS. 1 through 5 of the drawing is for illustrative purposes only and forms no part of the claimed design.






FIG. 1




FIG. 2

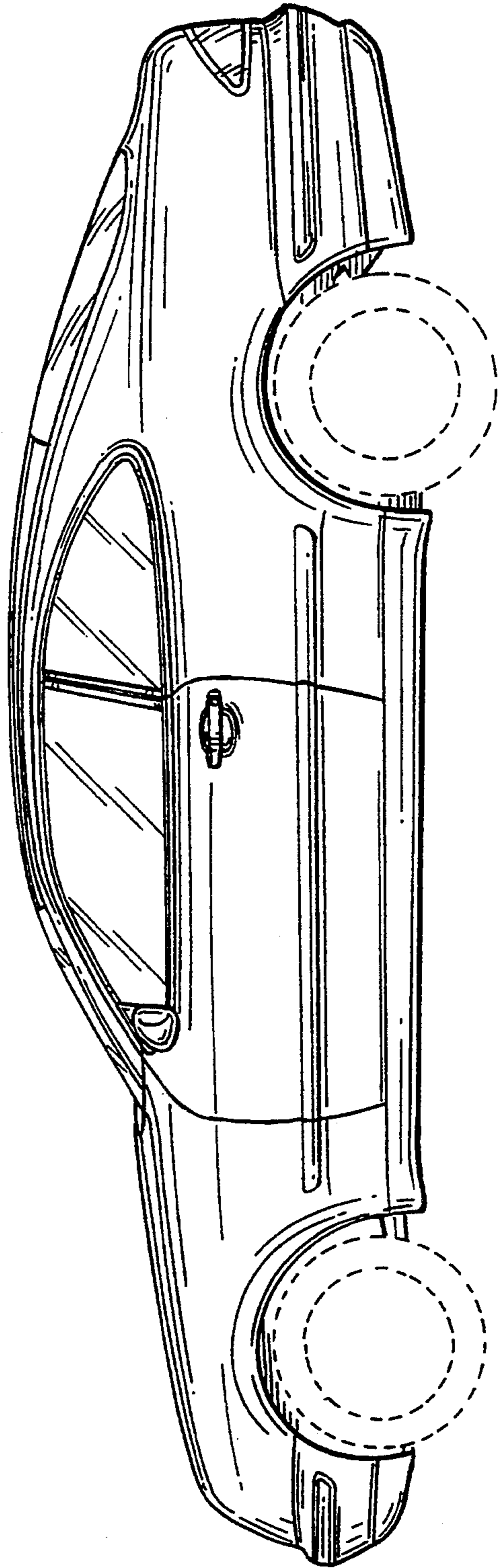


FIG. 3




FIG. 4




FIG. 5

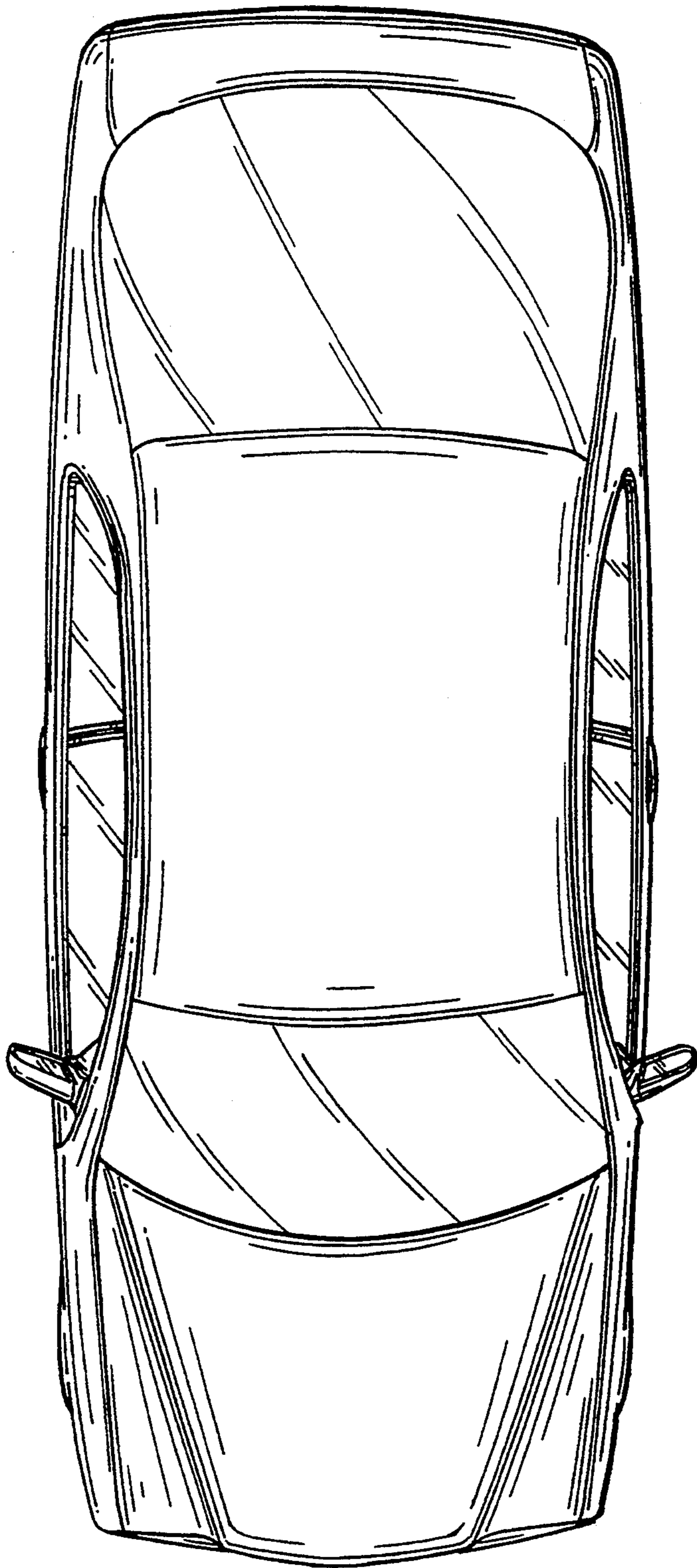


FIG. 6