



US00D354768S

# United States Patent [19]

[11] Patent Number: **Des. 354,768**

Muller et al.

[45] Date of Patent: **\*\* Jan. 24, 1995**

[54] RING BINDER  
[75] Inventors: **Rudolf A. Muller; Gabriele Scholl; Christian Harbeke**, all of Zurich, Switzerland

D. 138,689 9/1944 DeVry ..... D19/26  
D. 196,099 8/1963 Sibley ..... D19/27  
D. 201,663 7/1065 Bifaro ..... D19/27  
D. 212,148 8/1968 Dean ..... D19/27  
2,801,115 7/1957 Federbush et al. .... 40/159

[73] Assignee: **Zintmeyer & Lux AG**, Zurich, Switzerland

*Primary Examiner*—Wallace R. Burke  
*Assistant Examiner*—Pamela Burgess  
*Attorney, Agent, or Firm*—Cushman Darby & Cushman

[\*\*] Term: **14 Years**

[21] Appl. No.: **8,856**

[57] **CLAIM**

[22] Filed: **May 28, 1993**

The ornamental design for a ring binder, as shown and described.

[30] **Foreign Application Priority Data**

**DESCRIPTION**

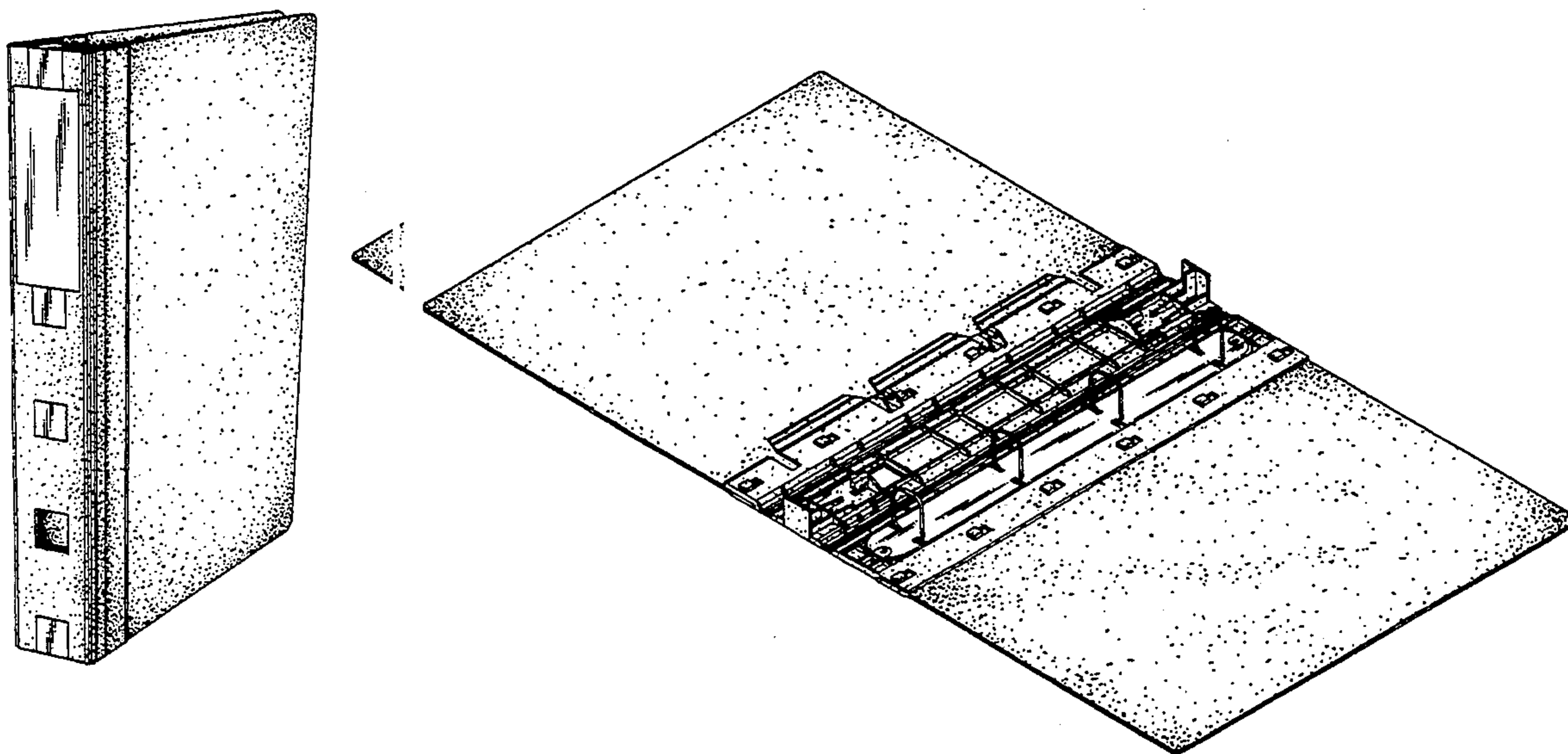
Nov. 30, 1992 [CH] Switzerland ..... 120256  
[52] U.S. Cl. .... **D19/27**  
[58] Field of Search ..... D19/26, 27, 28;  
434/339, 317; 281/45, 31, 33, 29, 35, 15.1, 21.1;  
402/73, 75, 76, 19, 46

FIG. 1 is a perspective view of a ring binder showing our new design from the front, left (or spine) side and top, in a folded (or closed) position;  
FIG. 2 is a front elevational view thereof;  
FIG. 3 is a left side elevational view thereof;  
FIG. 4 is a rear elevational view thereof;  
FIG. 5 is a front elevational view thereof, in the unfolded (or open) position; and,  
FIG. 6 is a reduced scale top perspective view thereof in the unfolded (or open) position thereof.

[56] **References Cited**

**U.S. PATENT DOCUMENTS**

D. 33,908 1/1901 Miller ..... D19/26  
D. 67,907 7/1925 Shears ..... D19/27



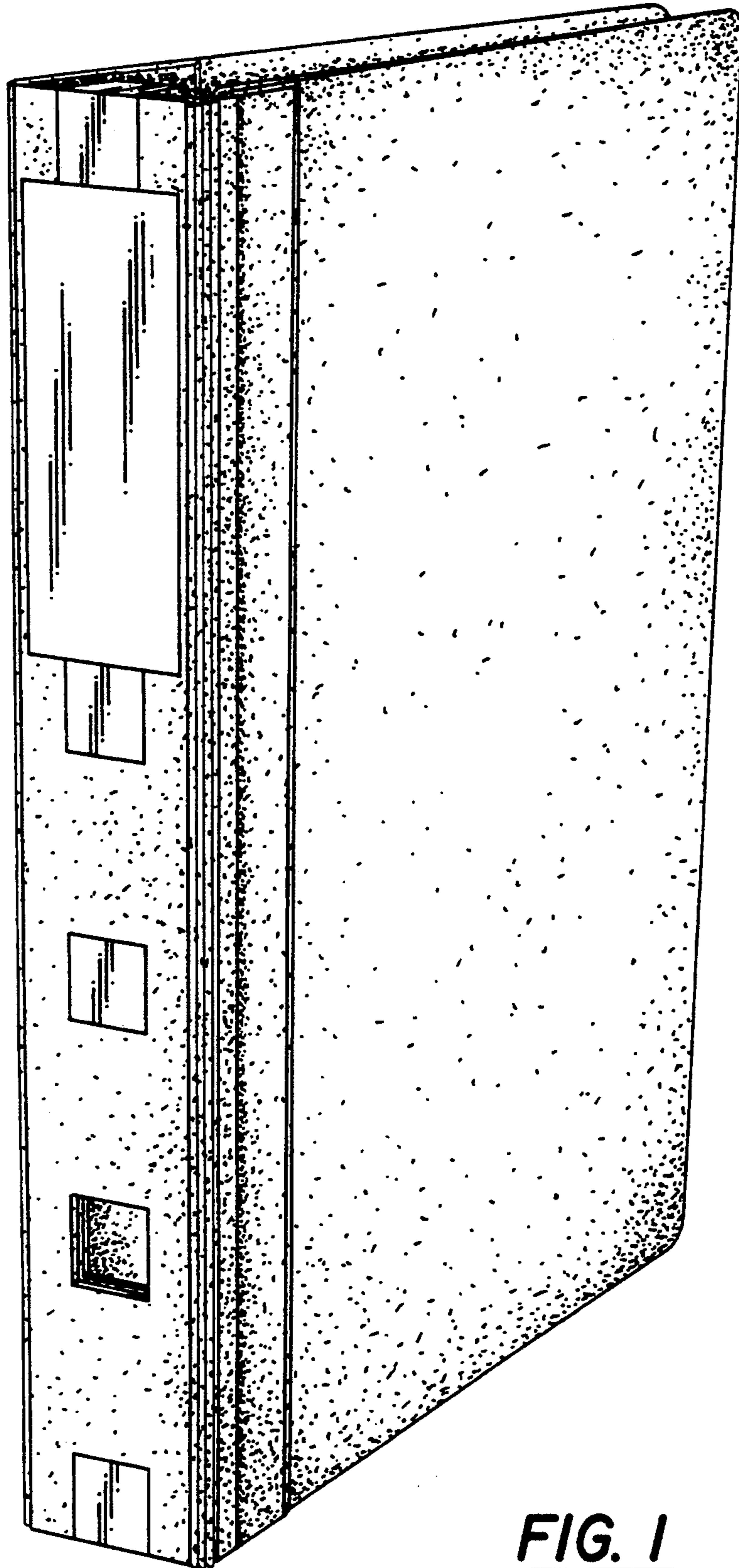


FIG. 1

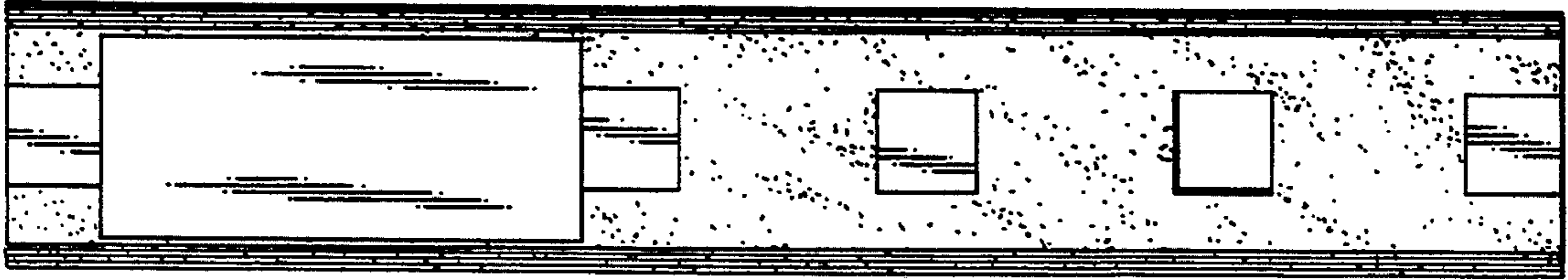


FIG. 3




FIG. 2




FIG. 4

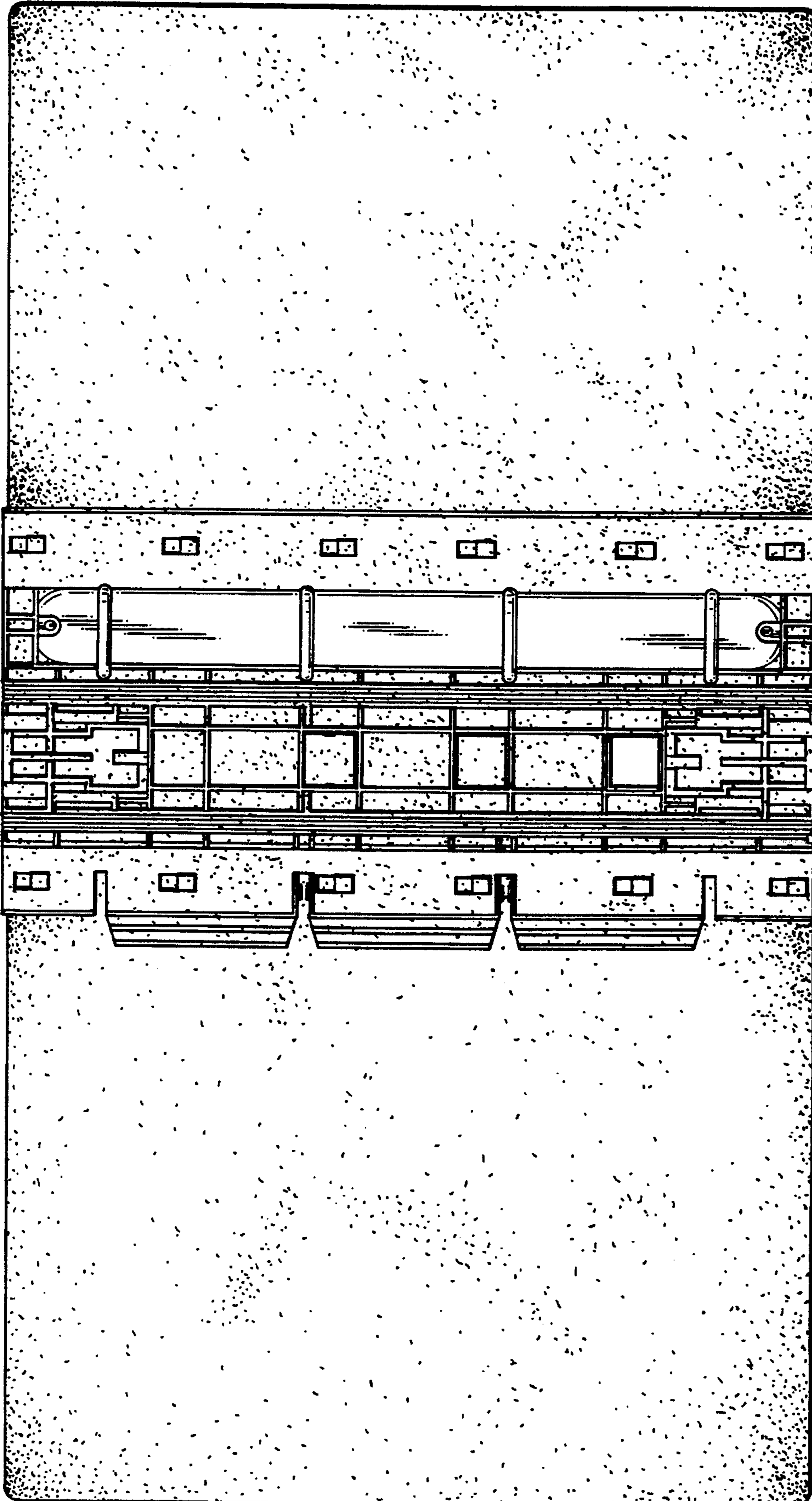


FIG. 5

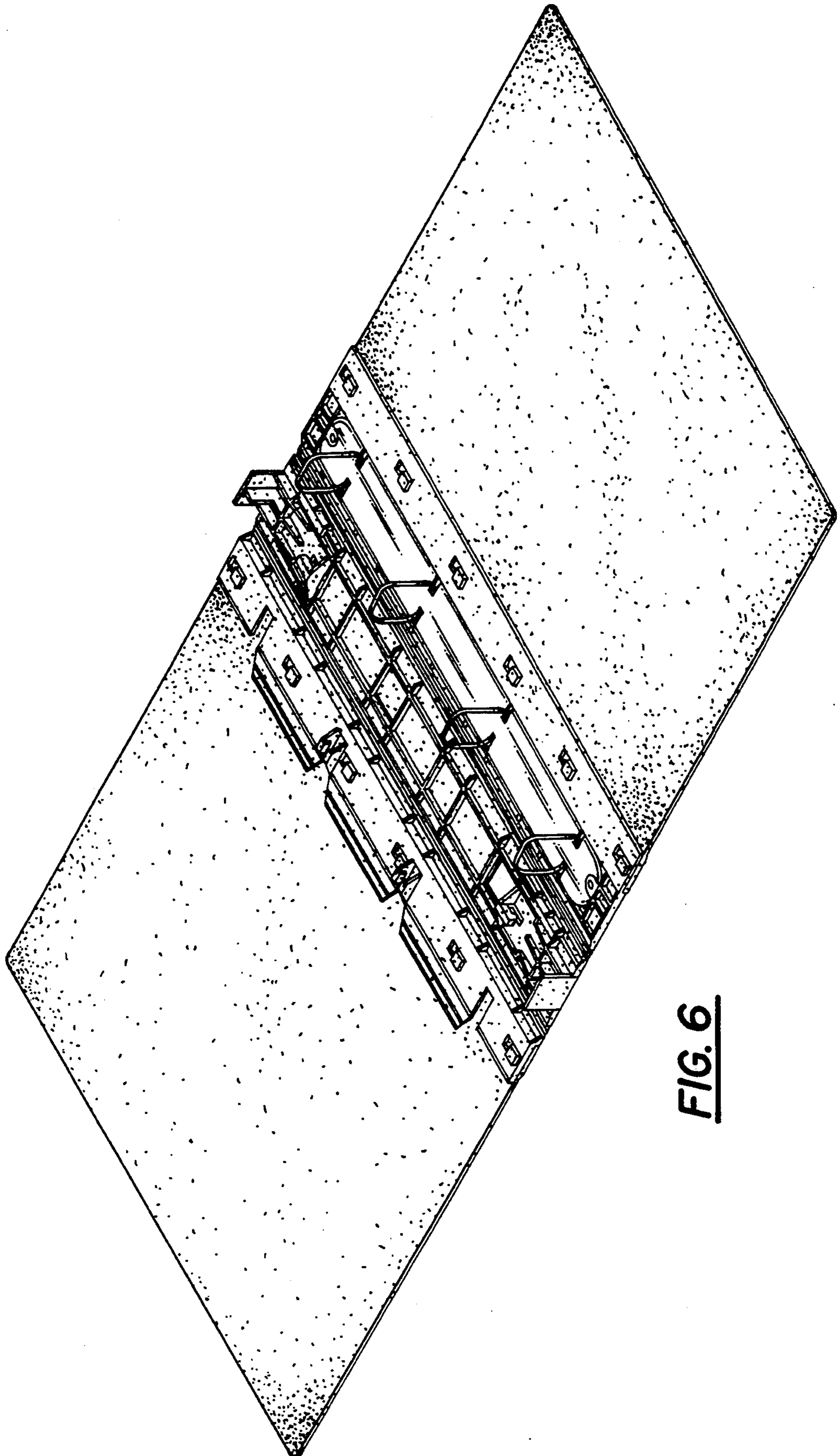


FIG. 6