



US00D354759S

United States Patent [19]

[11] Patent Number: **Des. 354,759**

Wolff

[45] Date of Patent: **** Jan. 24, 1995**

[54] **BOTTLE-SHAPED EYEGLASS RETAINER**

3,397,026	8/1968	Spina	351/157
5,074,656	12/1991	Parrish	351/157
5,087,118	2/1992	Gill	351/157

[76] Inventor: **Stephen H. Wolff, 35 W. 35th St., New York, N.Y. 10001**

[**] Term: **14 Years**

Primary Examiner—Melvin B. Feifer
Assistant Examiner—R. Barkai
Attorney, Agent, or Firm—Lerner, David, Littenberg, Krumholz & Mentlik

[21] Appl. No.: **6,089**

[22] Filed: **Mar. 23, 1993**

[57] **CLAIM**

[52] U.S. Cl. **D16/339**

The ornamental design for a bottle-shaped eyeglass retainer, as shown and described.

[58] Field of Search D16/123, 126, 128; D29/8, 9; D2/600, 607, 608, 609; D20/22-23, 27-29; 2/452; 351/156, 157, 158; 40/1, 1.5, 1.6, 5, 6

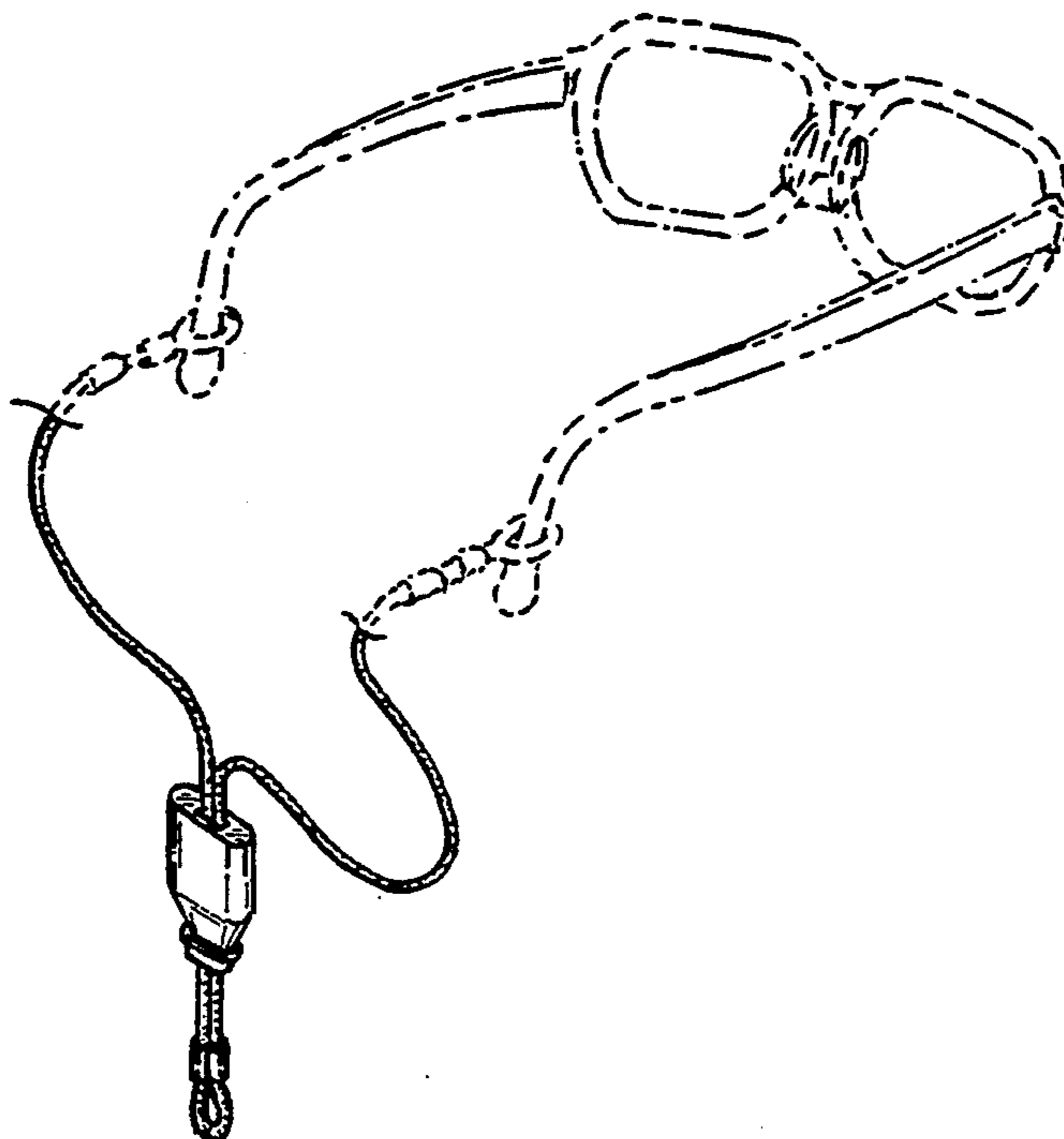
DESCRIPTION

[56] **References Cited**

U.S. PATENT DOCUMENTS

D. 255,729	7/1980	Harriman	D2/607
D. 300,330	3/1989	Reichert	D16/107
D. 309,619	7/1990	Kalbach	D16/123
2,660,092	11/1953	Bloom	351/157
2,808,632	10/1957	Cline	351/157
3,364,500	1/1968	Fox	D2/607

FIG. 1 is a perspective view of a bottle-shaped eyeglass retainer showing my new design, the broken line showing of the glasses and top of the string is for illustrative purposes only and forms no part of the claimed design; FIG. 2 is a front elevational view thereof; FIG. 3 is a rear elevational view thereof; FIG. 4 is a right side elevational view thereof (the left side being a mirror image); FIG. 5 is a top plan view thereof; and, FIG. 6 is a bottom plan view thereof.



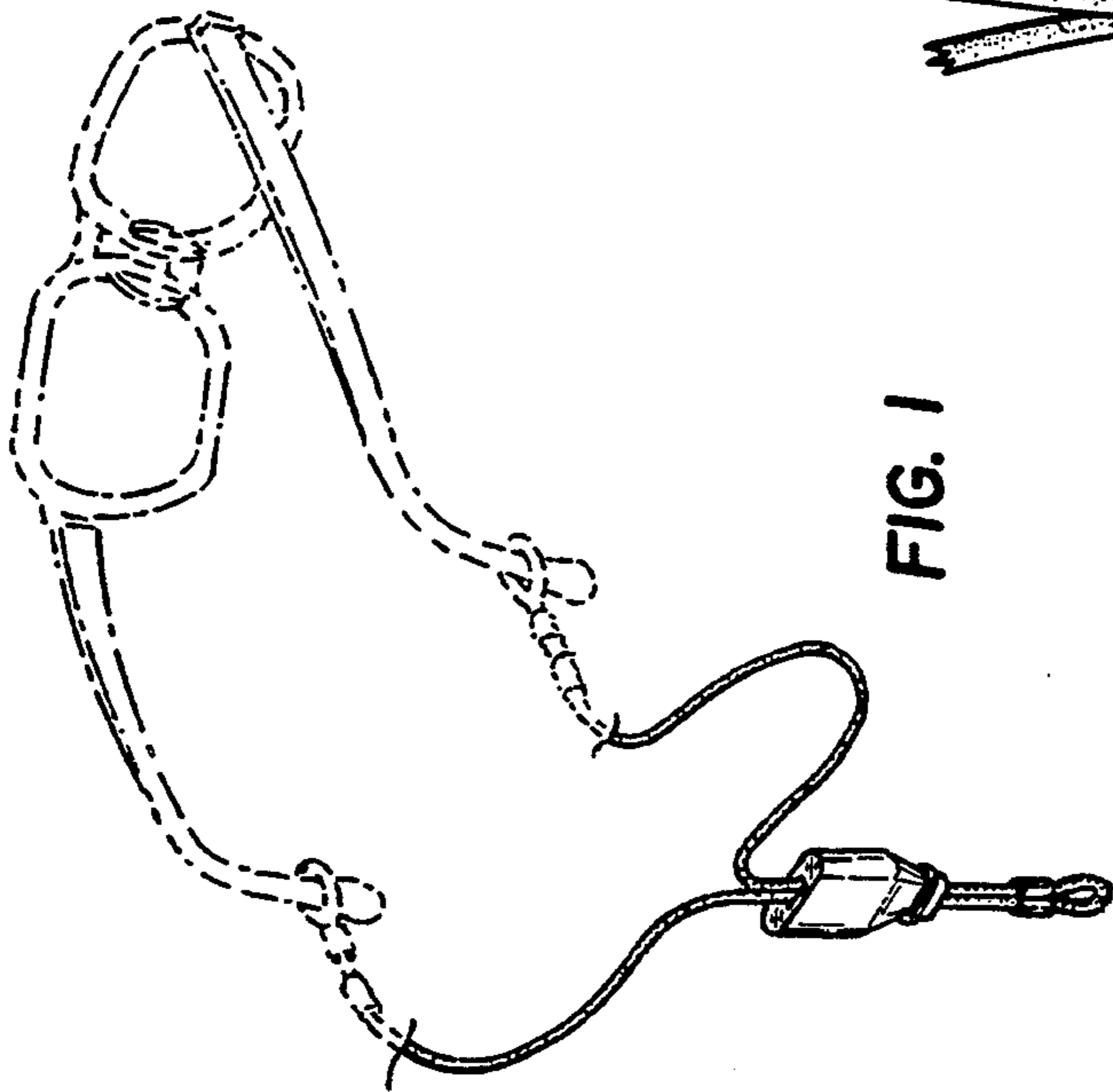


FIG. 1

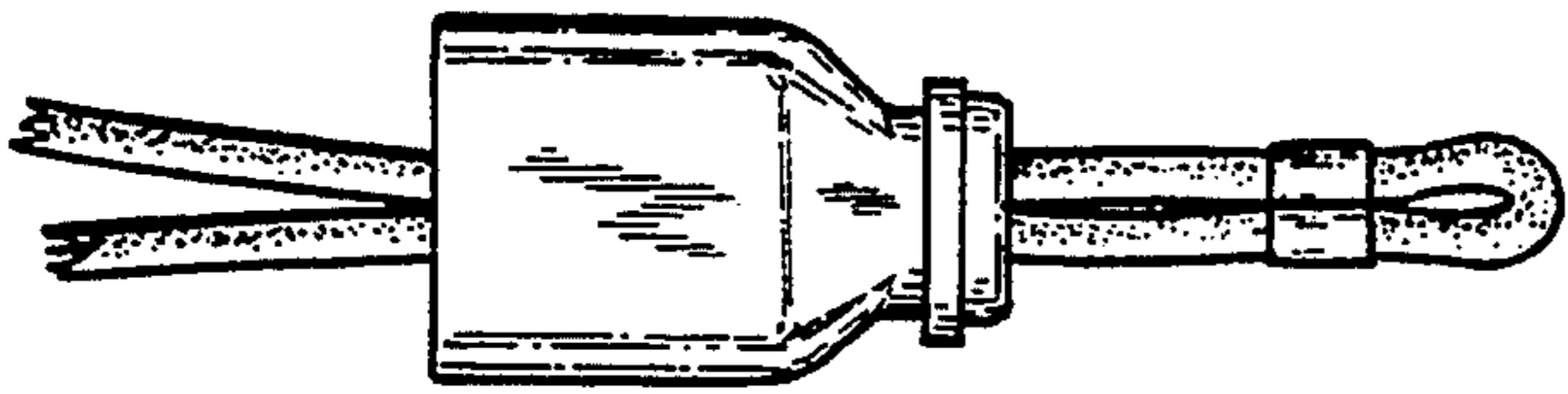


FIG. 2

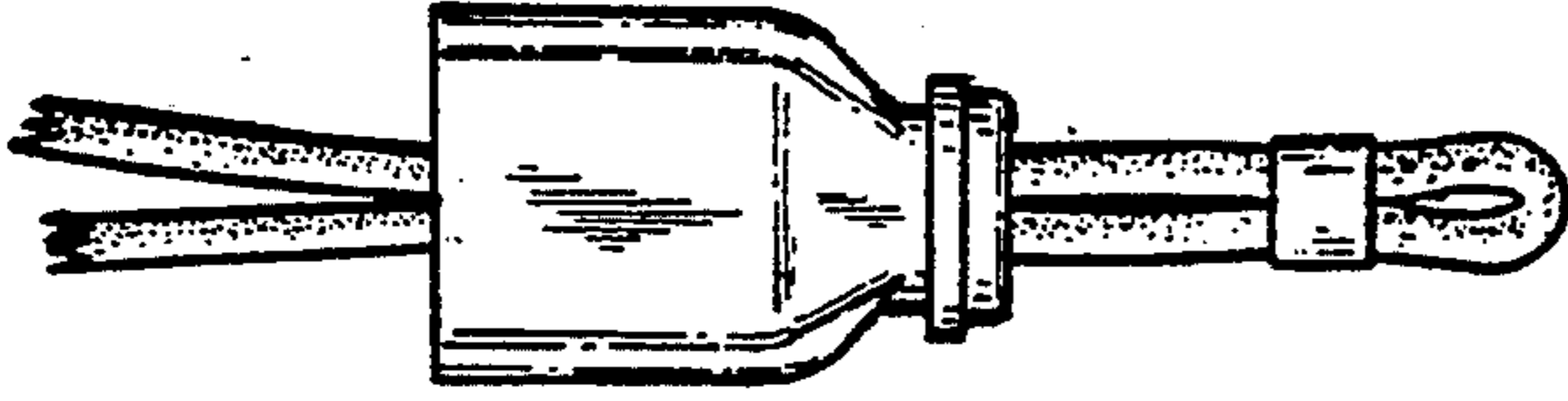


FIG. 3



FIG. 4

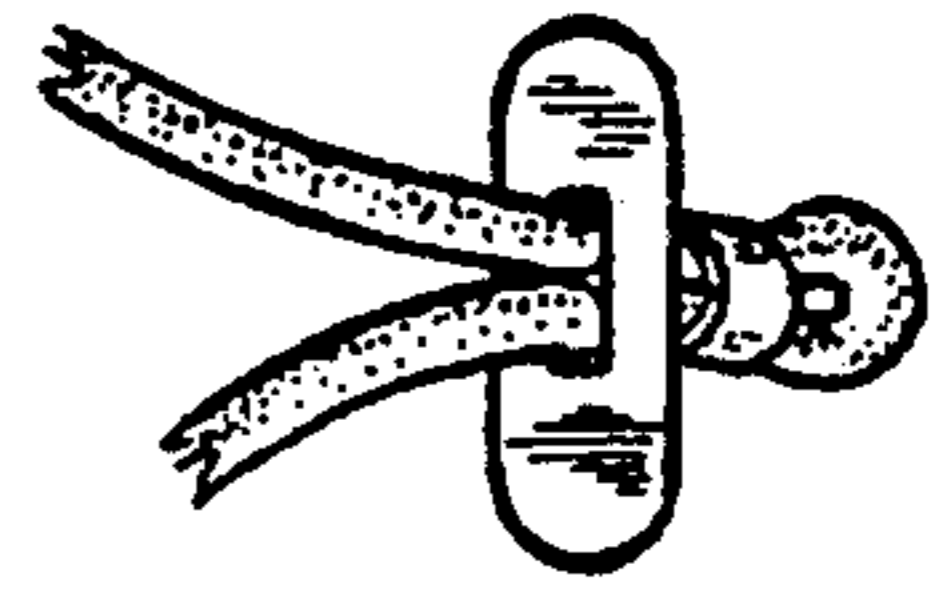


FIG. 5




FIG. 6