



US00D354744S

United States Patent [19]

[11] Patent Number: **Des. 354,744**

Krakower et al.

[45] Date of Patent: **** Jan. 24, 1995**

[54] TOP PORTION OF A LAPTOP COMPUTER

[58] Field of Search D14/100, 101, 106, 115, D14/114; D21/48; 235/145 A, 145 R; 340/700, 706; 341/22, 23; 361/390, 394; 364/708, 709.04

[75] Inventors: **Jonathan Krakower, Cupertino; Robert D. Brunner, San Jose; Gavin R. Ivester, Palo Alto, all of Calif.**

[56] **References Cited**

U.S. PATENT DOCUMENTS

[73] Assignee: **Apple Computer, Inc., Cupertino, Calif.**

D. 291,574 8/1987 Kim D14/100
D. 322,780 12/1991 Wislocki et al. D14/115
D. 332,783 1/1993 Krakower et al. D14/106

[**] Term: **14 Years**

Primary Examiner—Freda S. Nunn
Attorney, Agent, or Firm—Blakely, Sokoloff, Taylor & Zafman

[21] Appl. No.: **4,027**

[57] **CLAIM**

[22] Filed: **Jan. 25, 1993**

The ornamental design for a top portion of a laptop computer, as shown and described.

DESCRIPTION

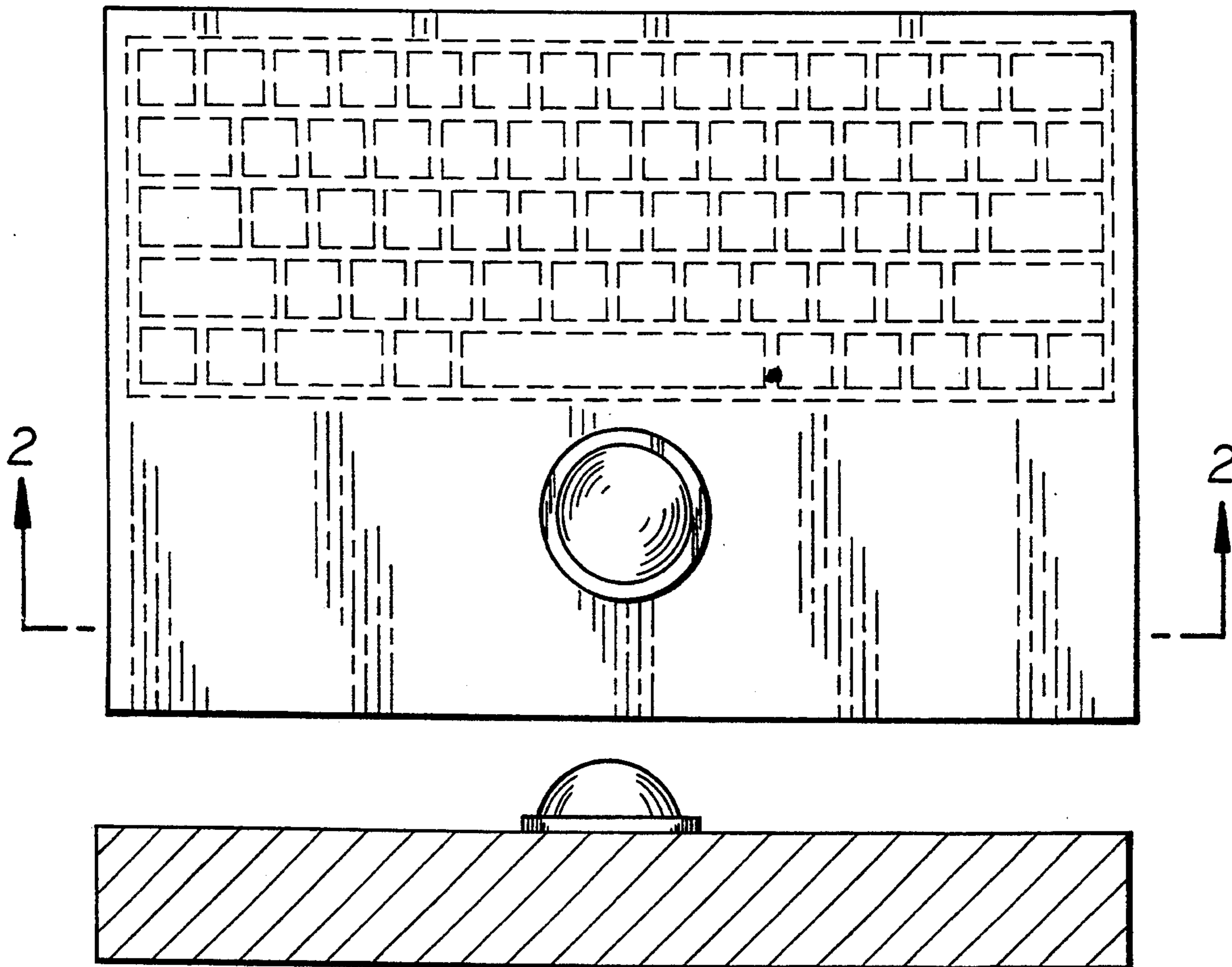
Related U.S. Application Data

[60] Division of Ser. No. 974,359, Nov. 10, 1992, abandoned, which is a continuation of Ser. No. 629,263, Dec. 18, 1990, abandoned, and a continuation of Ser. No. 629,203, Dec. 18, 1990, Pat. No. Des. 332,783.

FIG. 1 is a top plan view of a laptop computer showing our new design with the keys shown in broken lines for illustrative purposes only and forming no part of the claimed design; and,

[52] U.S. Cl. **D14/106**

FIG. 2 is a cross sectional view taken at line 2—2 of FIG. 1.



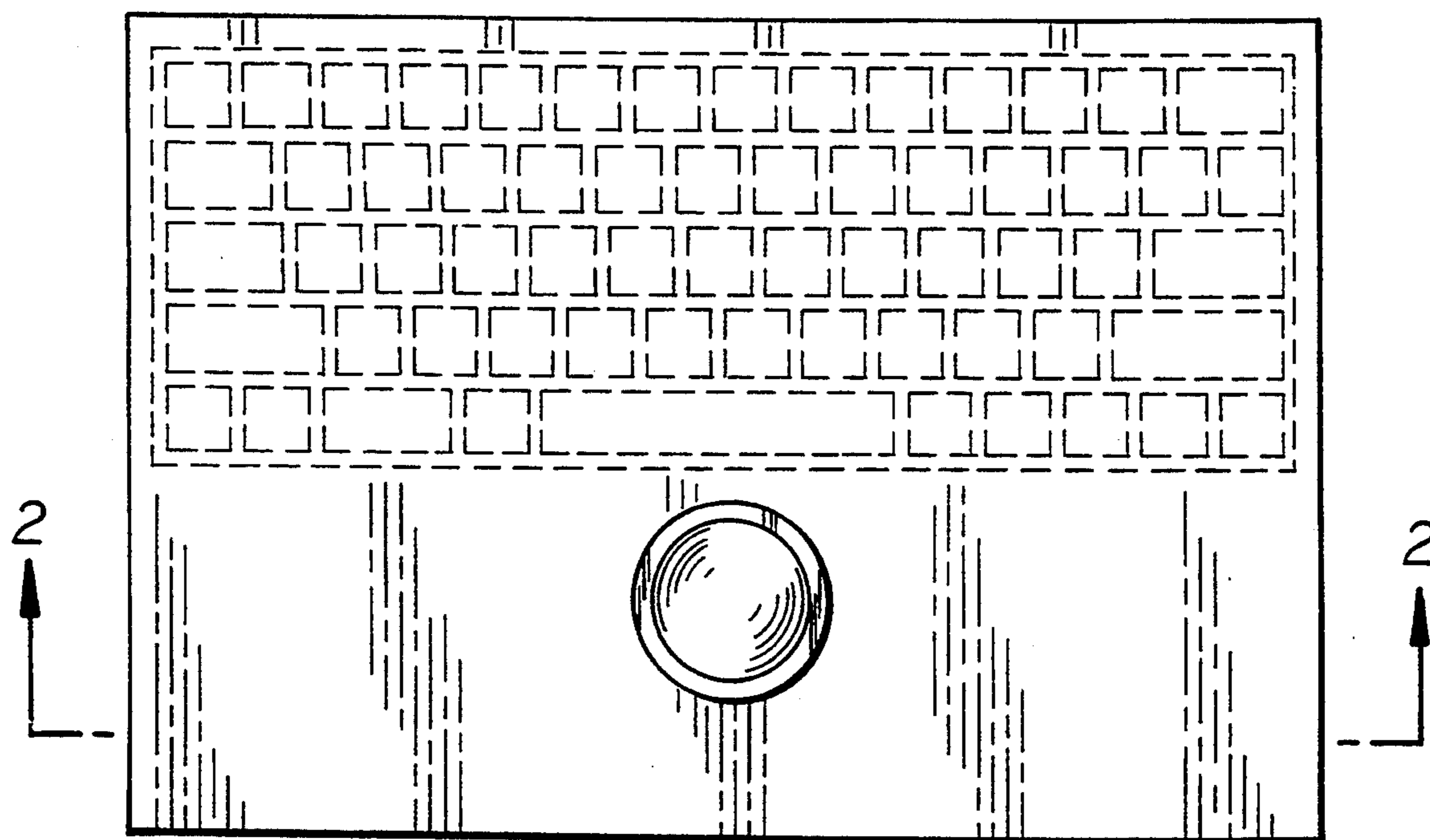


FIG. 1

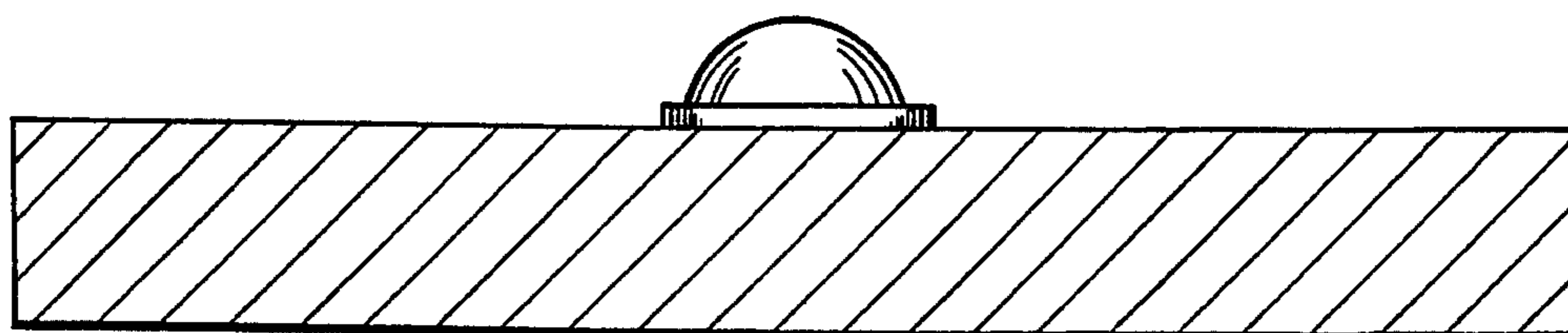


FIG. 2