



US00D354735S

United States Patent [19]

[11] Patent Number: **Des. 354,735**

McCloud

[45] Date of Patent: **** Jan. 24, 1995**

[54] **SWITCH HOUSING FOR PROVIDING VARIOUS DIFFERENT FUNCTIONS TO KEYS OF A SINGLE KEY PAD**

4,520,240 5/1985 Swindler 200/5 R
4,650,934 3/1987 Burke 200/5 A X
4,980,522 12/1990 Murakami et al. 361/680 X

[76] Inventor: **Seth R. McCloud**, c/o Rhino Resources, Inc. #297, 1155 West Georgia, Vancouver, Canada, V6E3H4

Primary Examiner—Joel Sincavage
Attorney, Agent, or Firm—Craine & Jackson

[**] Term: **14 Years**

[57] **CLAIM**

[21] Appl. No.: **5,982**

The ornamental design for a switch housing for providing various different functions to keys of a single key pad, as shown and described.

[22] Filed: **Mar. 16, 1993**

DESCRIPTION

[52] U.S. Cl. **D13/158**

FIG. 1 is a perspective view of a switch housing for providing various different functions to keys of a single key pad.

[58] Field of Search D13/162, 171; D14/115; 200/5 A, 5 R; 341/200; 361/680; 307/115, 116

FIG. 2 is a top plan view of the invention;

FIG. 3 is a bottom plan view of the invention;

FIG. 4 is a right side elevational view of the invention; and,

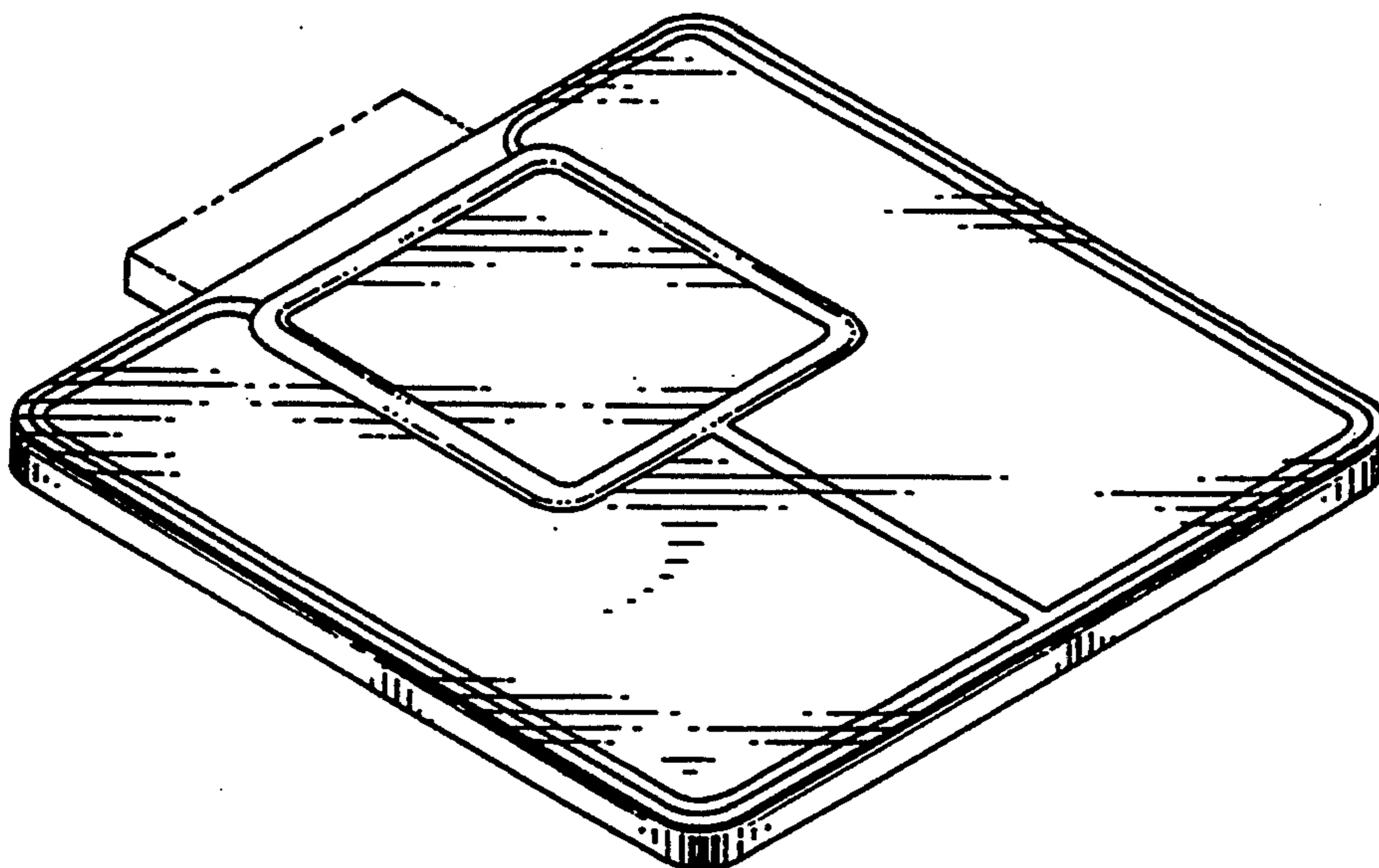
[56] **References Cited**

U.S. PATENT DOCUMENTS

D. 225,594 12/1972 Brooks et al. D13/158 X
D. 291,318 8/1987 Kim D13/171 X
D. 336,744 6/1993 Kahn et al. D13/158 X
3,787,732 1/1974 Larson 307/116

FIG. 5 is a rear elevational view of the invention.

The broken line showing in FIGS. 1-4 is included for the purpose of illustrating environmental structure only and form no part of the claimed design.



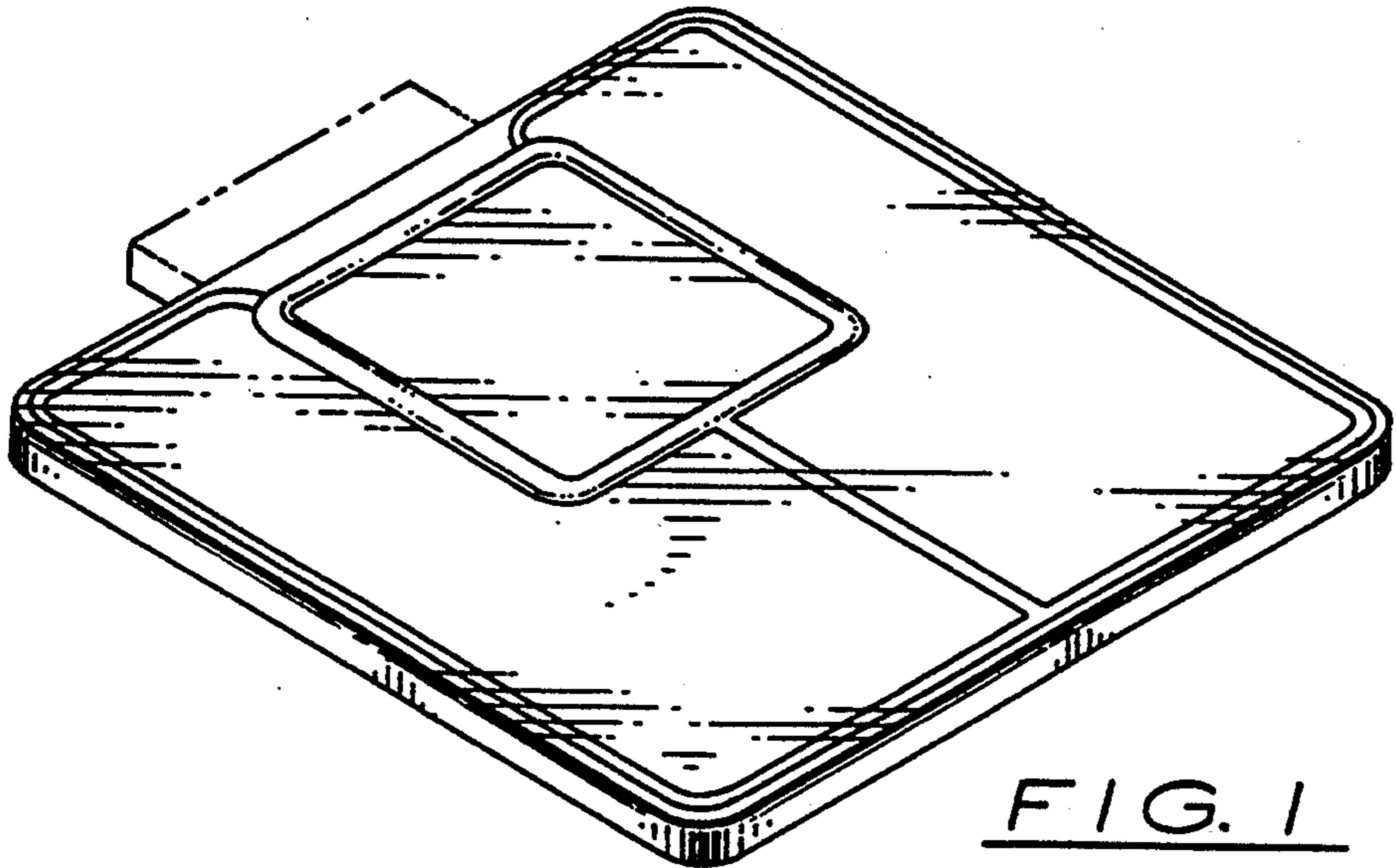


FIG. 1

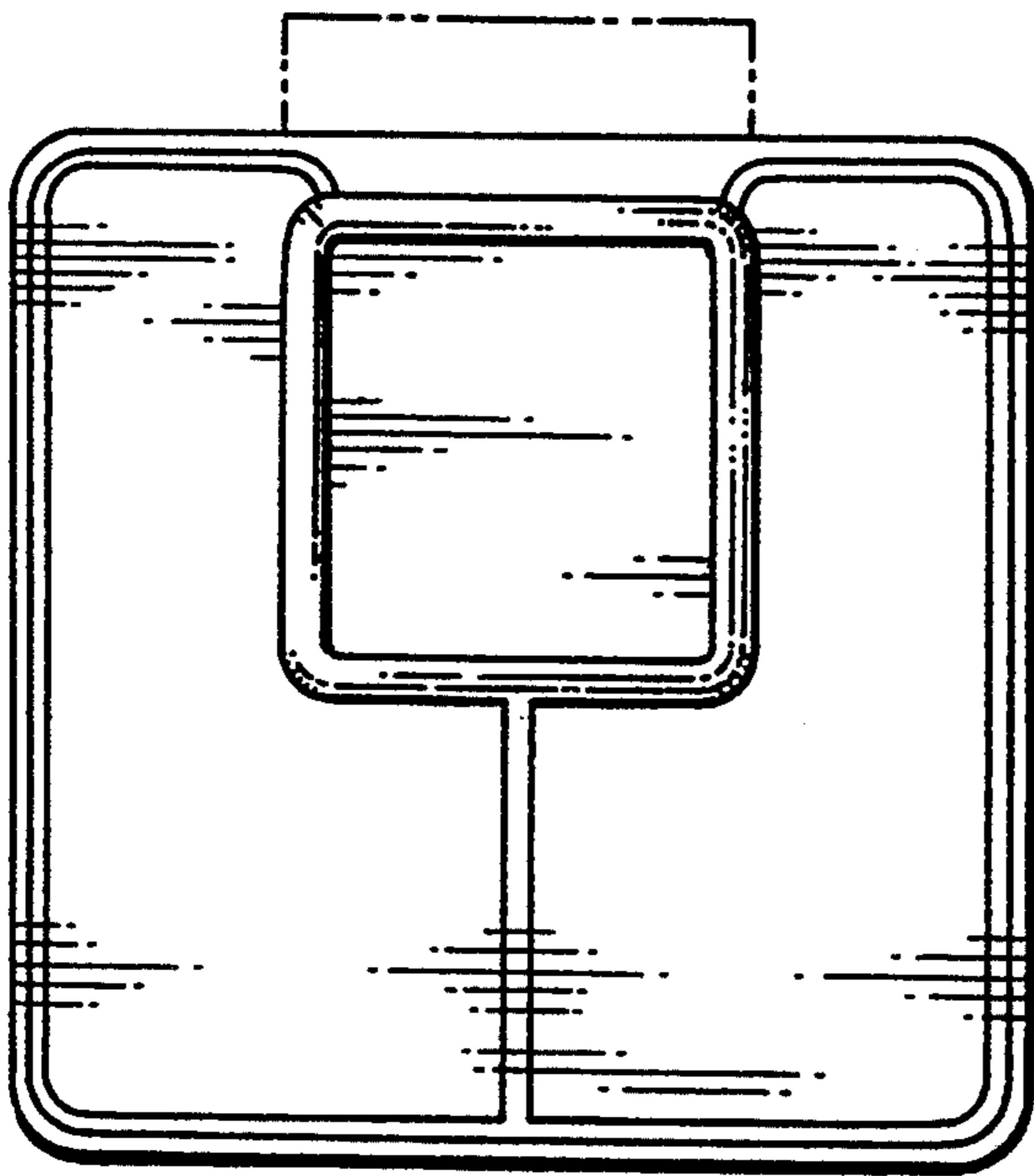


FIG. 2

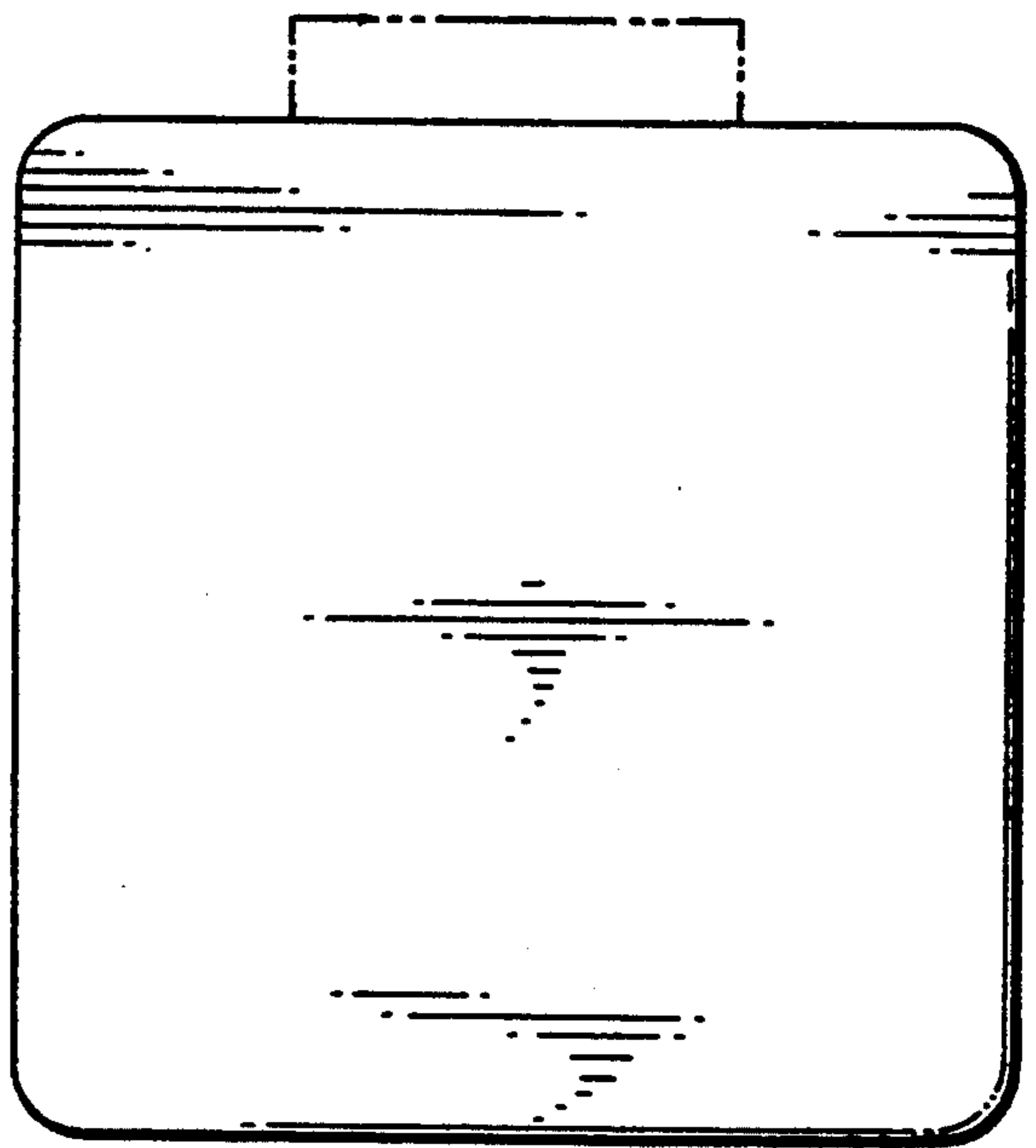


FIG. 3



FIG. 4



FIG. 5