



US00D354728S

# United States Patent [19]

[11] Patent Number: **Des. 354,728**

Shink

[45] Date of Patent: **\*\* Jan. 24, 1995**

[54] **ARTICLE CARRIER FOR ATTACHMENT TO A PICKUP TRUCK**

[75] Inventor: **Joseph M. Shink, Valencia, Calif.**

[73] Assignee: **Auto-Shade, Inc., Moorpark, Calif.**

[\*\*] Term: **14 Years**

[21] Appl. No.: **11,057**

[22] Filed: **Jul. 26, 1993**

[52] U.S. Cl. .... **D12/422**

[58] Field of Search ..... **D12/155, 157, 422; D3/40, 100; D2/864; D6/513, 553; 296/37.1, 37.8, 37.16; 224/273, 42.42, 311, 42.46 R**

[56] **References Cited**

**U.S. PATENT DOCUMENTS**

D. 293,162	12/1987	Carmichael	.....	D3/40
D. 313,695	1/1991	Mawhinney et al.	.....	D2/864
D. 316,649	5/1991	Swanner	.....	D3/40
D. 323,238	1/1992	Lee	.....	D2/864
4,260,091	4/1981	French et al.	.....	224/311

*Primary Examiner*—James M. Gandy  
*Attorney, Agent, or Firm*—Blakely, Sokoloff, Taylor & Zafman

[57] **CLAIM**

The ornamental design for article carrier for attachment to a pickup truck, as shown and described.

**DESCRIPTION**

FIG. 1 is a perspective view of an article carrier for attachment to a pickup truck showing my new design; FIG. 2 is a greatly enlarged left end elevational view thereof;

FIG. 3 is a greatly enlarged right end elevational view thereof;

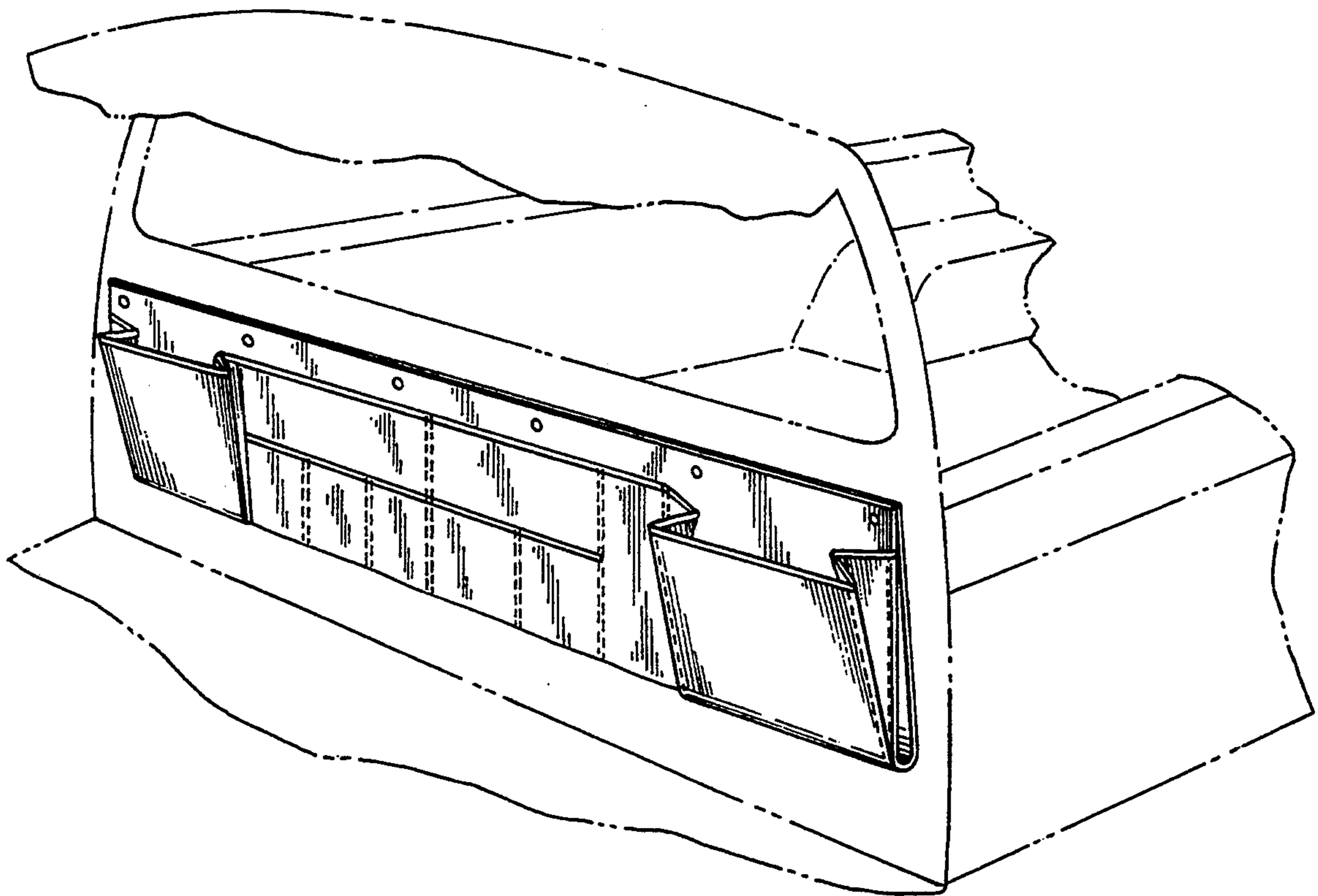
FIG. 4 is an enlarged top plan view thereof;

FIG. 5 is an enlarged front elevational view thereof;

FIG. 6 is an enlarged rear elevational view thereof; and,

FIG. 7 is an enlarged bottom plan view thereof.

The broken line showing a portion of the pick-up truck in FIG. 1 of the drawings is for illustrated purposes only and forms no part of the claimed design.



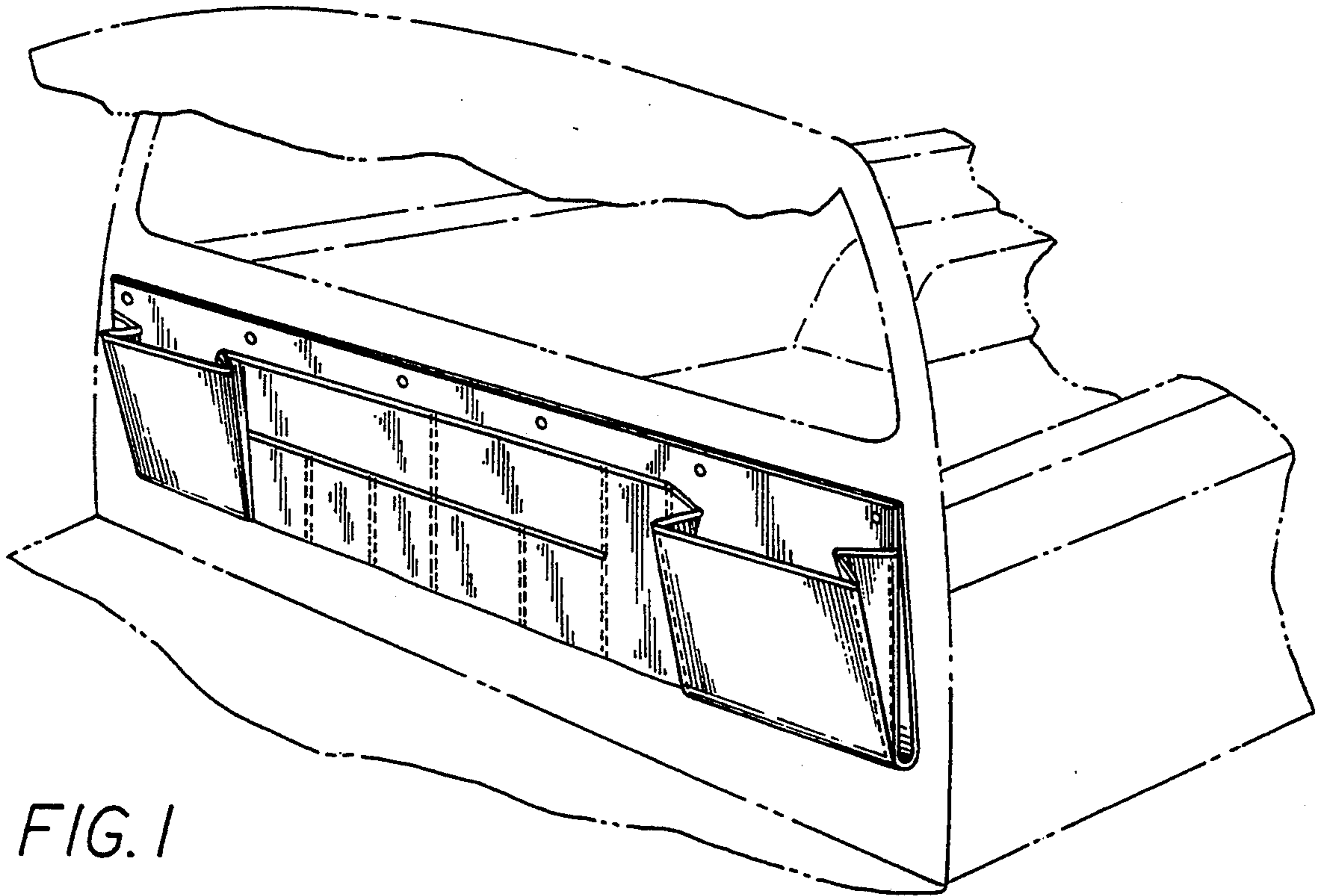


FIG. 1



FIG. 2

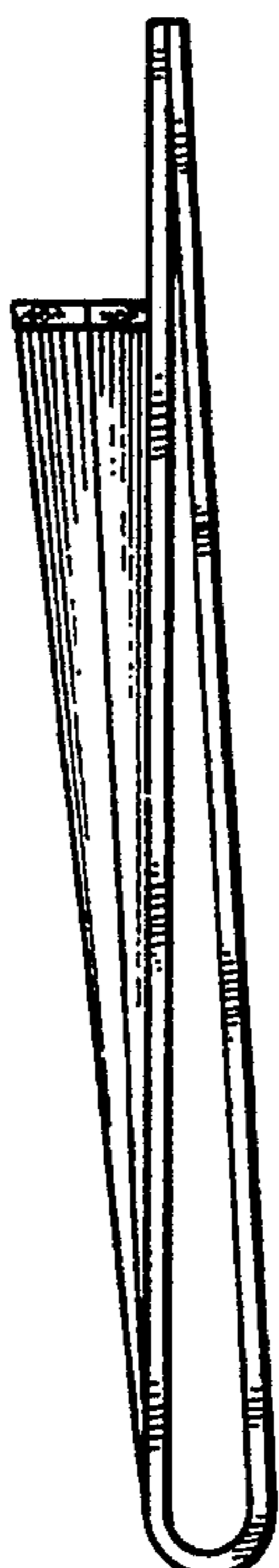


FIG. 3

FIG. 4

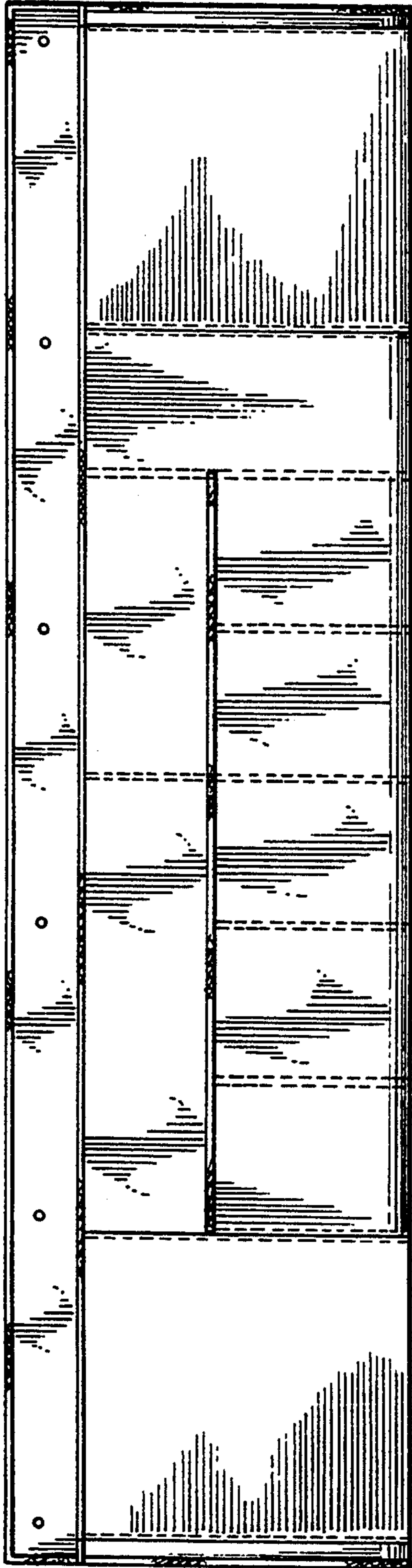


FIG. 5

FIG 6




FIG. 7

