



US00D354688S

United States Patent [19]

[11] Patent Number: **Des. 354,688**

Barrett et al.

[45] Date of Patent: **** Jan. 24, 1995**

[54] **GOLF CLUB REST AND DIVOT WATCH**

[75] Inventors: **Robert M. Barrett, Prospect Heights; William W. Jackson, Palatine, both of Ill.**

[73] Assignee: **Tee Time USA, Inc., Wheeling, Ill.**

[**] Term: **14 Years**

[21] Appl. No.: **219**

[22] Filed: **Oct. 8, 1992**

[52] U.S. Cl. **D10/31; D10/2**

[58] Field of Search **D10/1-40, D10/122-132; 368/10, 276, 277, 285; 273/32 B, 32 A**

[56] **References Cited**

U.S. PATENT DOCUMENTS

- D. 253,420 11/1979 Heerlien D21/234
- D. 318,625 7/1991 Stowell .

- D. 336,124 6/1993 Ordlock D21/234
- D. 345,776 4/1994 Williams D21/234
- D. 346,558 5/1994 Hiromori D10/31
- D. 348,402 7/1994 McDonald D10/31
- 4,960,278 10/1990 Hailey 273/32 B

Primary Examiner—Nelson C. Holtje
Attorney, Agent, or Firm—Wood, Phillips, Van Santen, Hoffman & Ertel

[57] **CLAIM**

The ornamental design for a golf club rest and divot watch, as shown and described.

DESCRIPTION

FIG. 1 is a perspective view of a golf club rest and divot watch, showing our design;
FIG. 2 is a side elevation thereof;
FIG. 3 is a front elevation thereof;
FIG. 4 is a back elevation thereof;
FIG. 5 is a top plan view thereof; and,
FIG. 6 is a bottom plan view thereof.




FIG. 1




FIG. 2



FIG. 3




FIG. 4

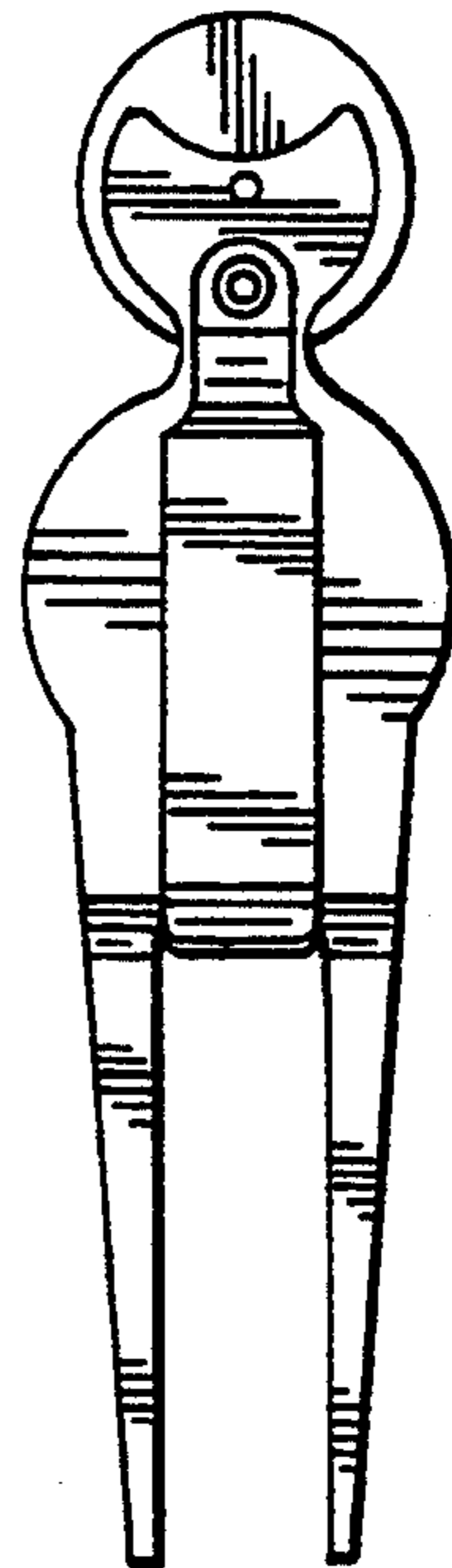


FIG. 5




FIG. 6

