



US00D354684S

United States Patent [19]

[11] Patent Number: **Des. 354,684**

Lathrop et al.

[45] Date of Patent: **** Jan. 24, 1995**

[54] **BOTTLE WITH CAP**

[75] Inventors: **Gregory A. Lathrop, Manchester; Dominic Marazita, Phoenix, both of Md.; Tracie L. C. Wilson, St. Charles, Mo.**

[73] Assignee: **Lever Brothers Company, Division of Conopco, Inc., New York, N.Y.**

[**] Term: **14 Years**

[21] Appl. No.: **1,176**

[22] Filed: **Nov. 5, 1992**

[52] U.S. Cl. **D9/523; D9/543**

[58] Field of Search **D9/523, 526, 527, 528, D9/575, 572; 215/1 R, 1 C**

D. 280,488	9/1985	Lane et al. .	
D. 283,396	4/1986	Bouthillier .	
D. 292,489	10/1987	Kowollik et al. .	
D. 292,491	10/1987	Ross et al. .	
D. 293,551	1/1988	Britt .	
D. 296,667	7/1988	Salter	D9/523
D. 301,306	5/1989	Beaver	D9/523
D. 302,522	8/1989	Charboneau et al.	D9/523
D. 305,407	1/1990	Gonda .	
D. 309,100	7/1990	Beaver	D9/523
D. 311,134	10/1990	Maes .	
D. 311,135	10/1990	Maes .	
D. 325,167	4/1992	Humfress	D9/575
2,851,196	9/1958	Livingstone .	
4,558,862	11/1985	Barker et al. .	
4,572,384	2/1986	Vesborg .	
4,706,829	11/1987	Li .	
4,741,459	5/1988	Silvenis et al. .	
4,877,142	10/1989	Doering	215/1 C
4,974,749	12/1990	Mon .	

[56] **References Cited**

U.S. PATENT DOCUMENTS

D. 196,324	9/1963	Sterges .	
D. 209,929	1/1968	Plummer	D9/528
D. 233,825	12/1974	Thomas .	
D. 237,254	10/1975	Kretz .	
D. 247,021	1/1978	Britt .	
D. 248,828	8/1978	Weckman .	
D. 252,556	8/1979	Kretz .	
D. 258,419	3/1981	Wilson et al. .	
D. 264,811	6/1982	Weckman	D9/523
D. 268,898	5/1983	Douglas .	
D. 268,902	5/1983	Douglas .	
D. 278,681	5/1985	Prahs .	
D. 280,487	9/1985	Lane et al. .	

Primary Examiner—Lucy J. Lieberman
Attorney, Agent, or Firm—James J. Farrell

[57] **CLAIM**

The ornamental design for a bottle with cap, as shown and described.

DESCRIPTION

FIG. 1 is a front elevational view of the bottle with cap showing our new design;
FIG. 2 is a right side elevation thereof;
FIG. 3 is a bottom plan view thereof;
FIG. 4 is a left side elevation thereof; and,
FIG. 5 is a top plan view thereof.




FIG. 1




FIG. 2

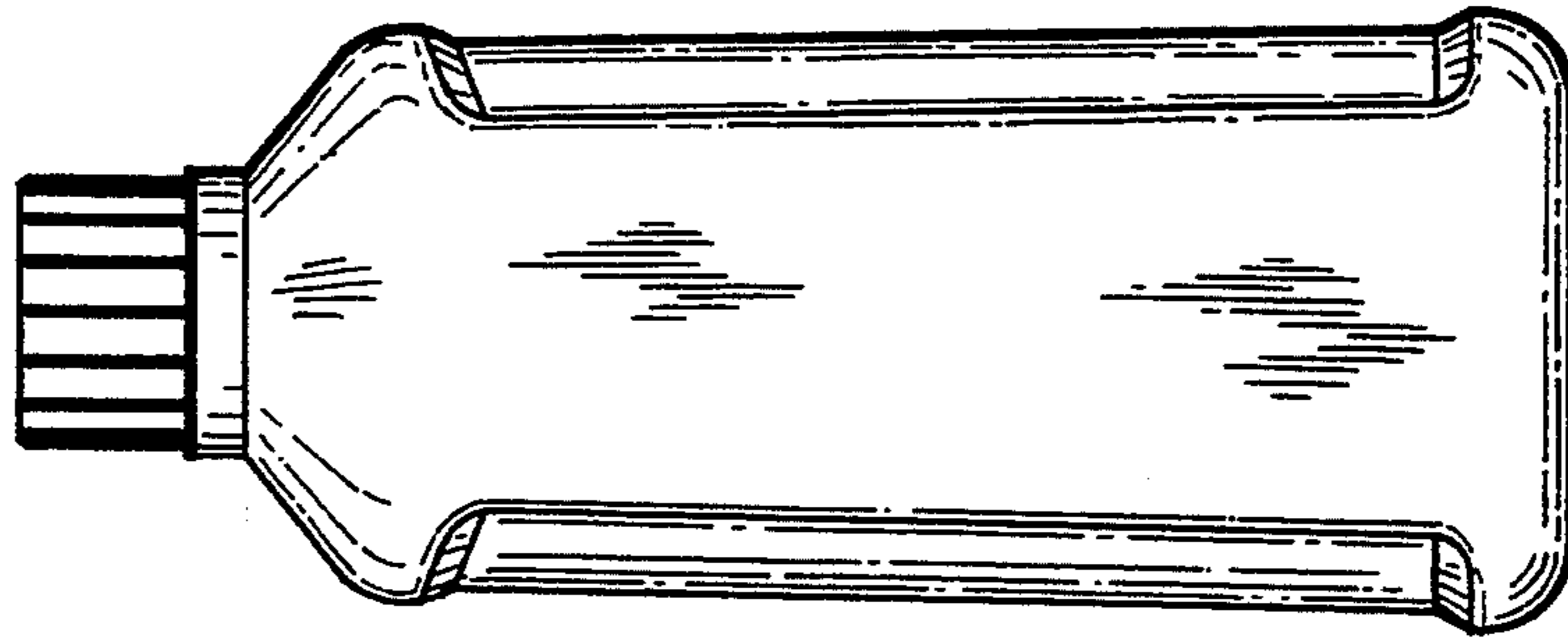


FIG. 3

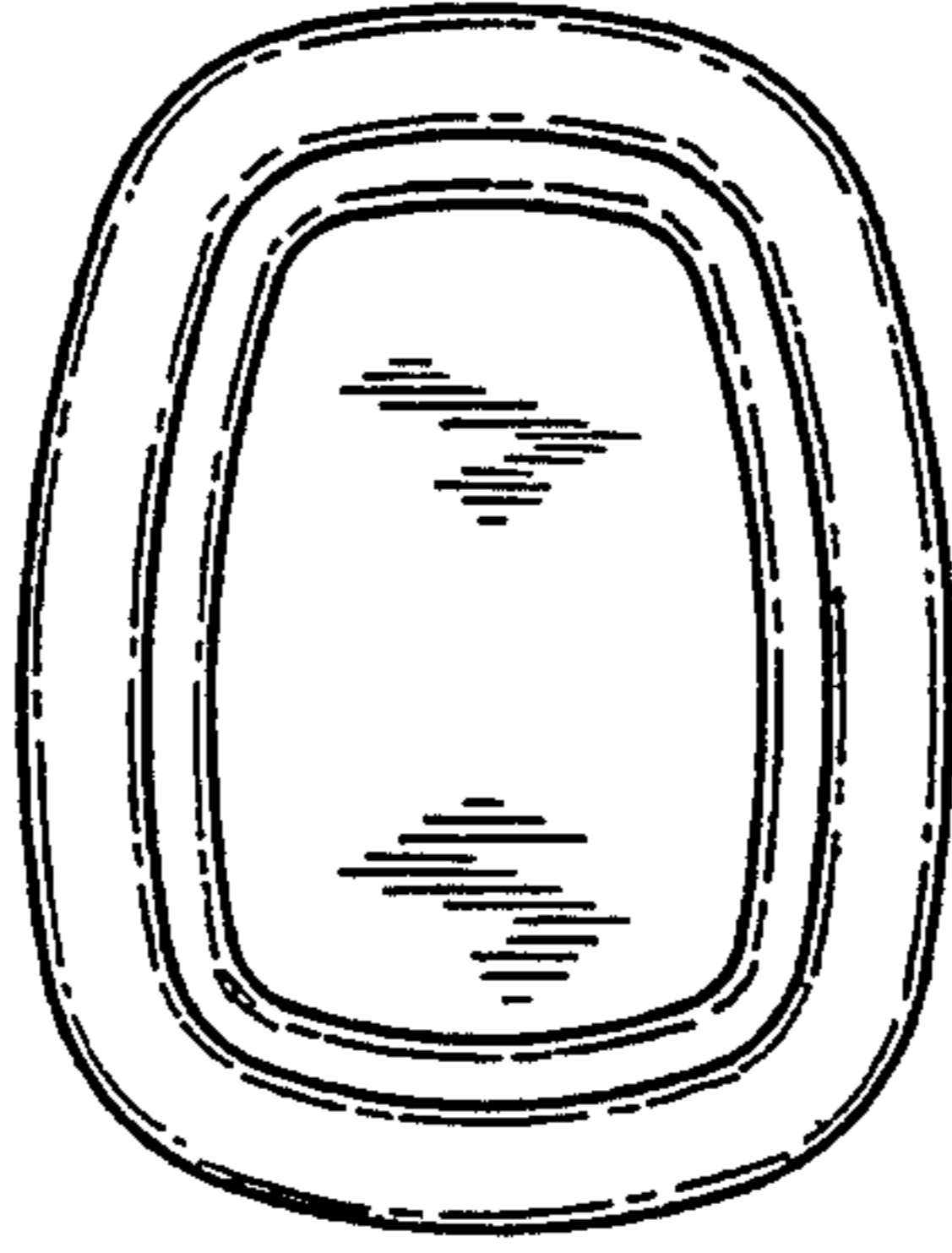


FIG. 4

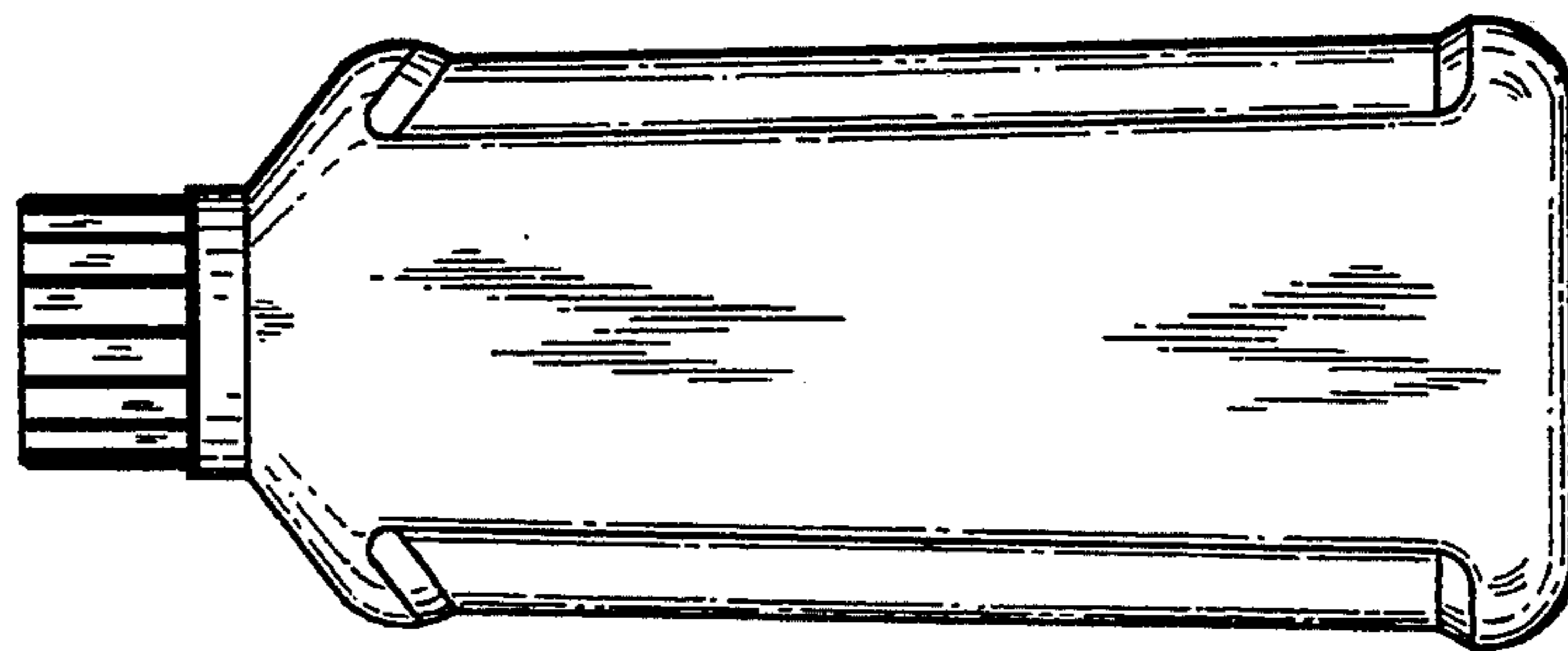


FIG. 5

