



US00D354678S

# United States Patent [19]

[11] Patent Number: **Des. 354,678**

**Dalbo**

[45] Date of Patent: **\*\* Jan. 24, 1995**

[54] **MULTIPLE COMPARTMENT CONTAINER**

[75] Inventor: **Emil J. Dalbo, Atlanta, Ga.**

[73] Assignee: **Dal-Craft, Inc., Tucker, Ga.**

[\*\*] Term: **14 Years**

[21] Appl. No.: **3,793**

[22] Filed: **Jan. 15, 1993**

[52] U.S. Cl. .... **D9/341**

[58] Field of Search ..... **D9/341-348, D9/337, 423, 424; 220/23.2, 23.4, 23.8, 23.83; 206/820, 45.31, 216, 223**

[56] **References Cited**

**U.S. PATENT DOCUMENTS**

D. 227,551	7/1973	Crutchfield .....	D9/341
D. 236,585	9/1975	Tabor et al. ....	D9/341
D. 252,072	6/1979	Bridges .....	D9/341
D. 264,244	5/1982	Olsen .....	D9/341 X
3,693,824	9/1972	Phillips .....	220/23.2
4,986,432	1/1991	Anghileri .....	206/820 X
5,071,001	12/1991	Ryman, III .....	220/23.2 X

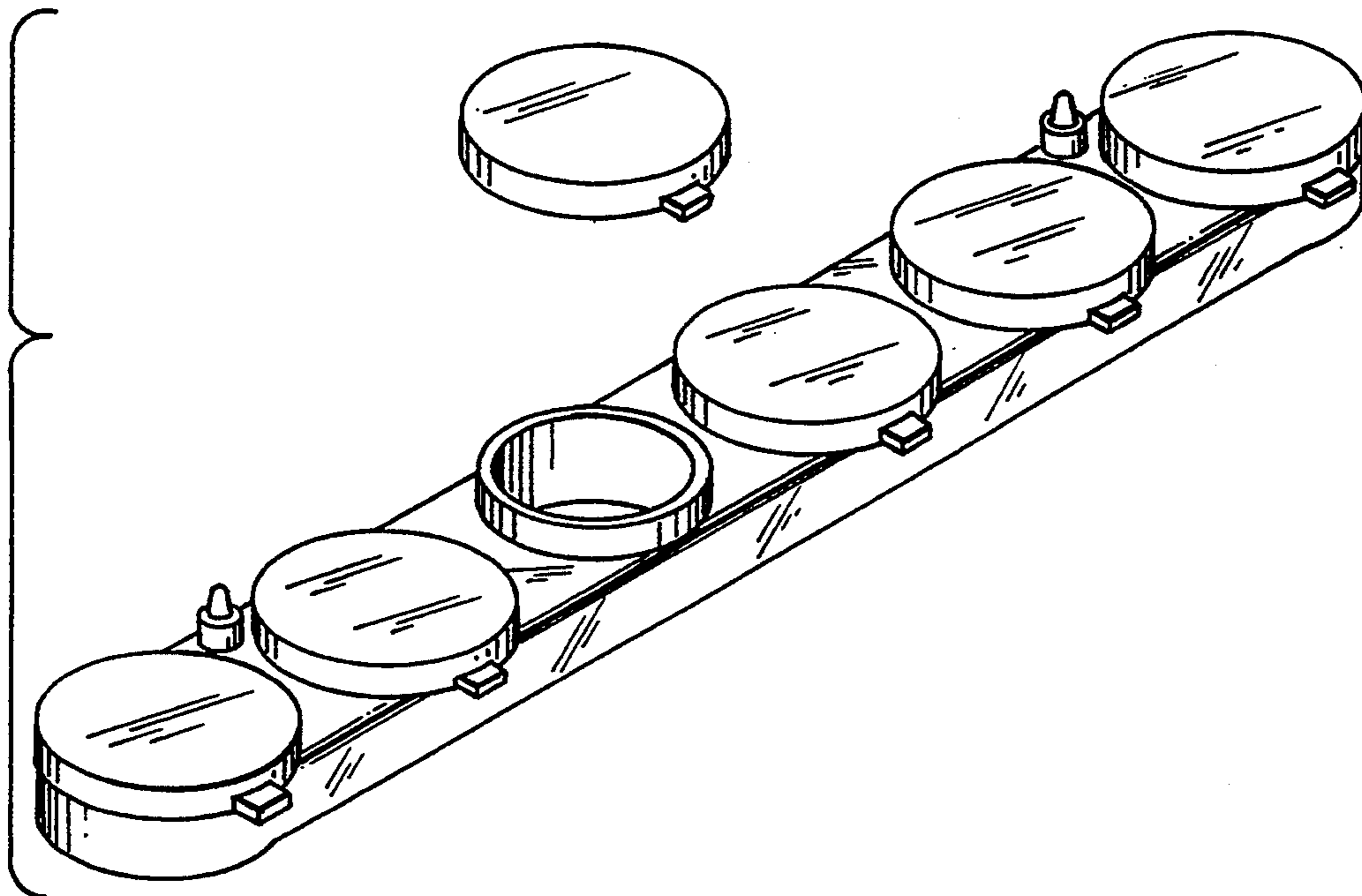
*Primary Examiner*—Prabhakar G. Deshmukh  
*Attorney, Agent, or Firm*—James B. Middleton

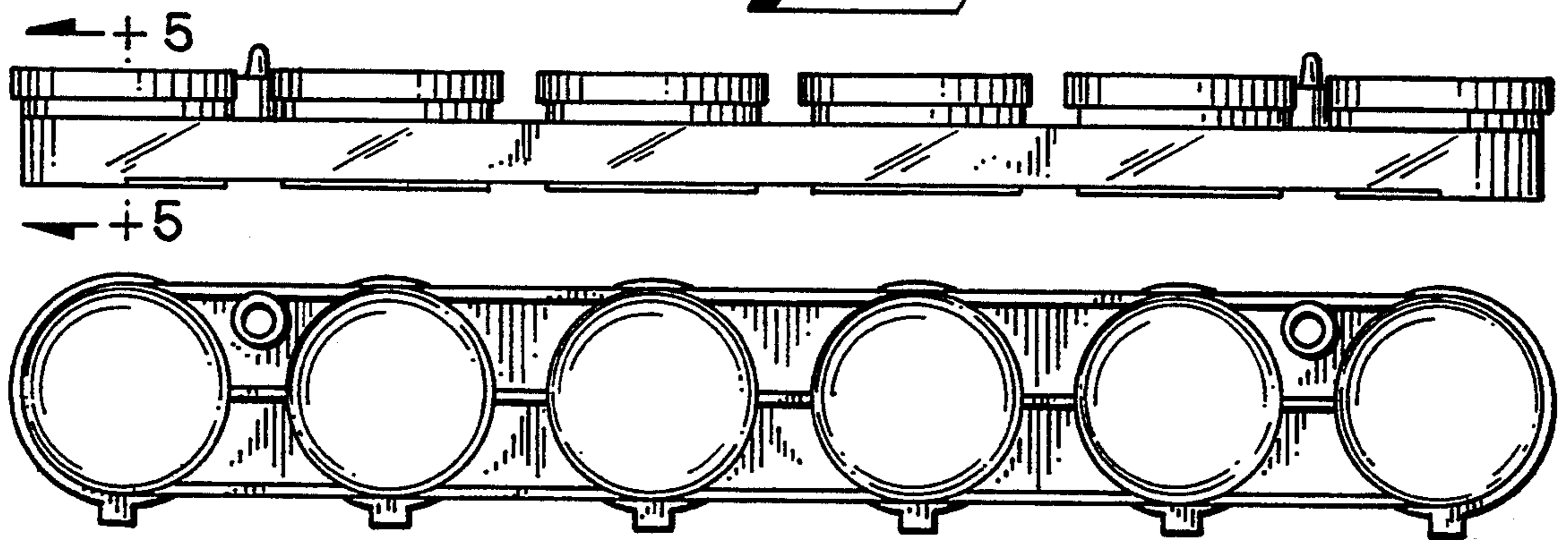
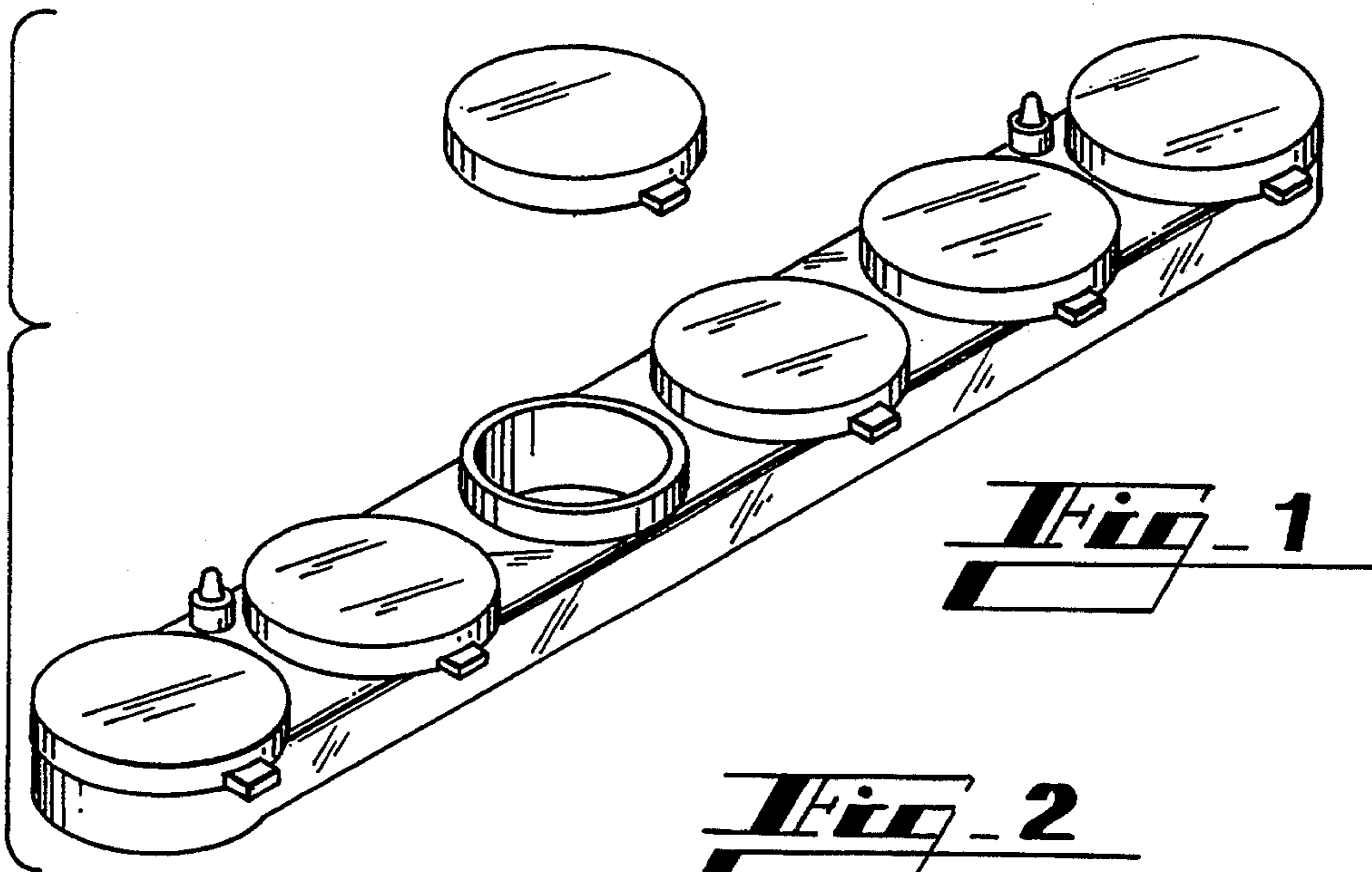
[57] **CLAIM**

The ornamental design for a multiple compartment container as shown and described.

**DESCRIPTION**

FIG. 1 is a perspective view of a multiple compartment container embodying my new design;  
 FIG. 2 is a rear elevational view thereof;  
 FIG. 3 is a bottom plan view thereof;  
 FIG. 4 is an end elevational view thereof;  
 FIG. 5 is a cross-sectional view taken along the line 5—5 in FIG. 2;  
 FIG. 6 is a perspective view of a modified form of a multiple compartment container embodying my new design;  
 FIG. 7 is a front elevational view thereof;  
 FIG. 8 is a bottom plan view thereof;  
 FIG. 9 is an end elevational view thereof; and,  
 FIG. 10 is a cross-sectional view taken along the line 10—10 in FIG. 6.





**Fig. 4**

**Fig. 5**

