



US00D354675S

United States Patent [19]
Bannister

[11] **Patent Number: Des. 354,675**

[45] **Date of Patent: ** Jan. 24, 1995**

[54] **PEG BOARD HOOK**

[76] **Inventor: C. Lamar Bannister, 2905 Garth Rd., Huntsville, Ala. 35801**

[**] **Term: 14 Years**

[21] **Appl. No.: 9,951**

[22] **Filed: Jun. 25, 1993**

[52] **U.S. Cl. D8/367**

[58] **Field of Search D8/367, 370; 248/220.3-220.4, 215, 221.1**

OTHER PUBLICATIONS

Larson Catalog, Jul. 30, 1987, p. 33, peg board hook, item 4227 circled at left of page.

Primary Examiner—Wallace R. Burke

Assistant Examiner—H. Baynham

Attorney, Agent, or Firm—Joseph H. Beumer

[57] **CLAIM**

The ornamental design for a peg board hook, as shown and described.

DESCRIPTION

FIG. 1 is a perspective view of my new peg board hook as seen from a point above and to one side thereof. The segment of peg board shown in dotted lines is for illustrative purposes only and does not constitute a part of my new design;

FIG. 2 is a top view of my new design;

FIG. 3 is a side view thereof;

FIG. 4 is a bottom view thereof;

FIG. 5 is a front view thereof; and,

FIG. 6 is a back view thereof.

[56] **References Cited**

U.S. PATENT DOCUMENTS

3,094,892 6/1963 Toph 248/220.3 X

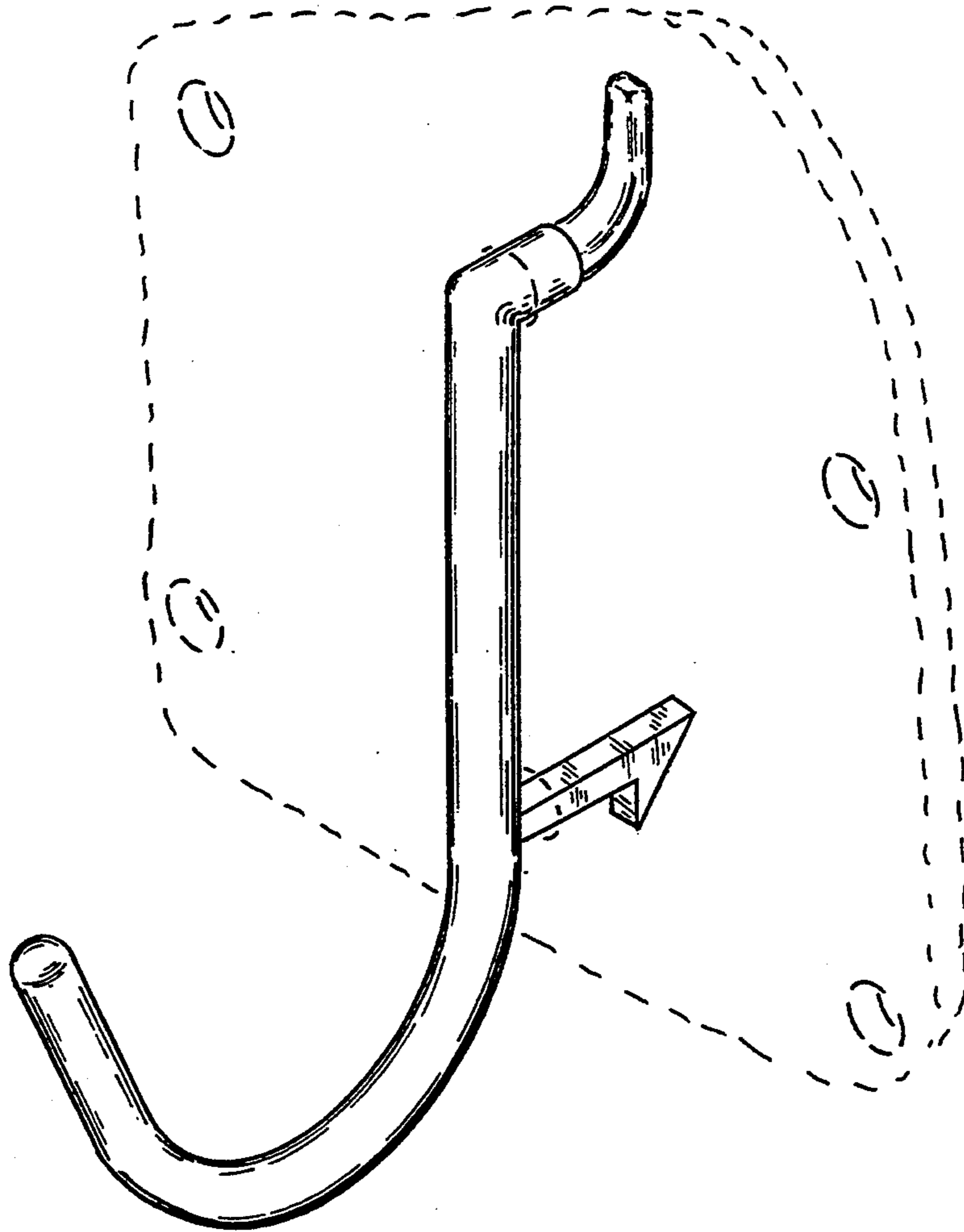
3,778,955 12/1973 Close 248/220.3 X

4,714,221 12/1987 Cawrey 248/220.3 X

FOREIGN PATENT DOCUMENTS

1049478 2/1979 Canada 248/220.3

1096254 6/1955 France 248/220.3



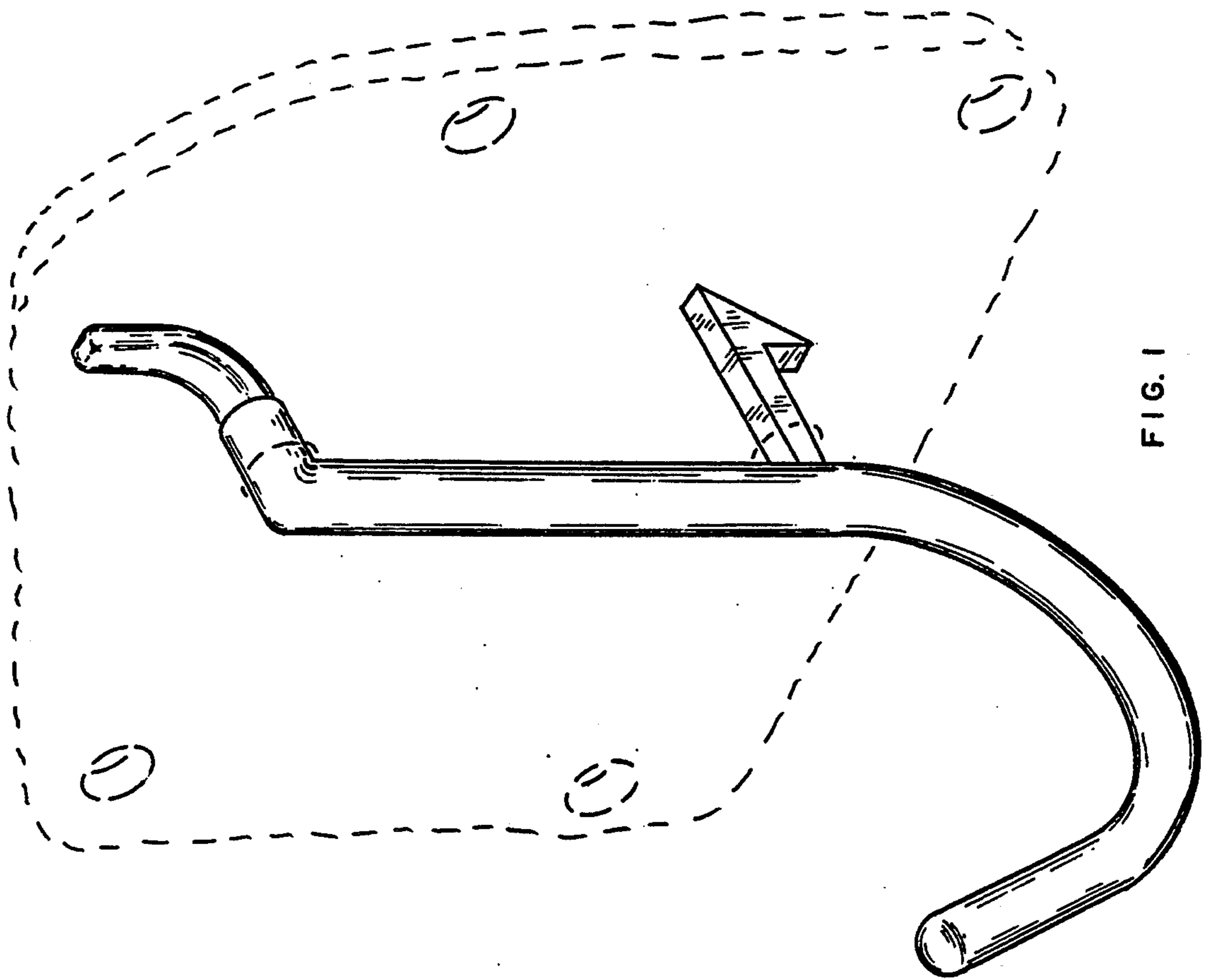


FIG. 1



FIG. 2



FIG. 4



FIG. 6

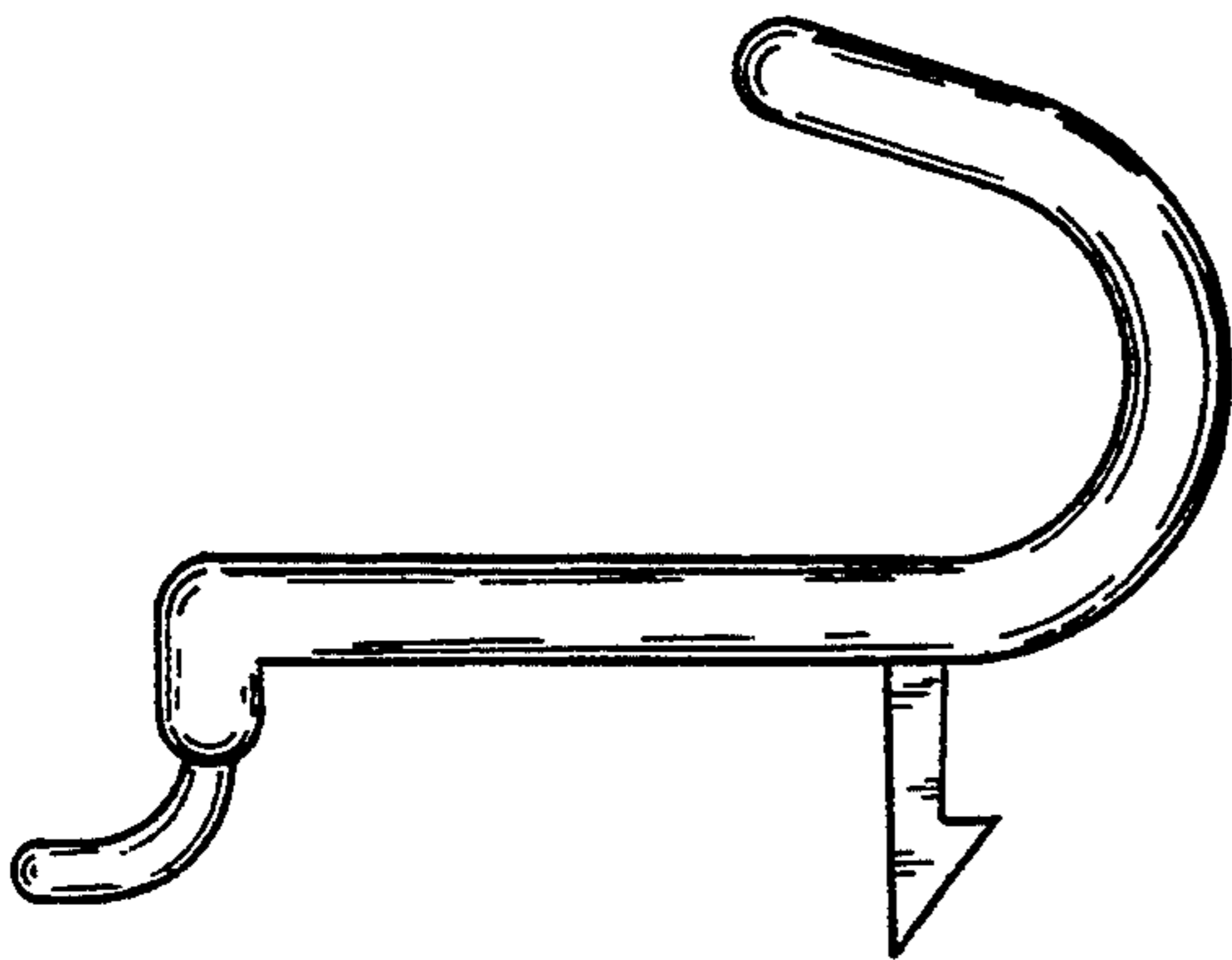


FIG. 3



FIG. 5