



US00D354662S

**United States Patent** [19]  
**Brezany**

[11] **Patent Number: Des. 354,662**  
[45] **Date of Patent: \*\* Jan. 24, 1995**

[54] **WIRE NEWSPAPER LIFTER**  
[75] **Inventor: Eugene E. Brezany, St. Louis, Mo.**  
[73] **Assignee: Breezy Inc., Clayton, Mo.**  
[\*\*] **Term: 14 Years**  
[21] **Appl. No.: 9,424**  
[22] **Filed: Jun. 14, 1993**  
[52] **U.S. Cl. .... D8/14**  
[58] **Field of Search ..... D8/14, 367; 294/9, 10,**  
**294/12-14, 19.1; 7/109; D11/208, 209, 210;**  
**D22/144**

*Attorney, Agent, or Firm—Paul M. Denk*

[57] **CLAIM**

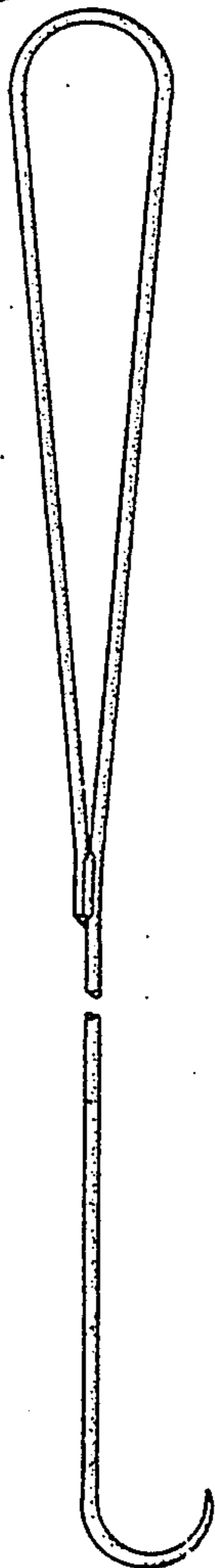
The ornamental design for the wire newspaper lifter, as shown and described.

**DESCRIPTION**

FIG. 1 is a perspective view of a wire newspaper lifter showing my new design;  
FIG. 2 is an enlarged left side view thereof;  
FIG. 3 is a right side view of FIG. 2;  
FIG. 4 is a front view of FIG. 2;  
FIG. 5 is a back view of FIG. 2;  
FIG. 6 is a top view of FIG. 2; and,  
FIG. 7 is a bottom view of FIG. 2 of the invention.  
The broken line showing of a human figure and a newspaper in FIG. 1 is for illustrative purposes only and forms no part of the claimed design.  
The broken away section on FIGS. 2-5 is shown due to indeterminate length of the bar.

[56] **References Cited**  
**U.S. PATENT DOCUMENTS**  
D. 258,342 2/1981 Boulis et al. .... D8/14  
D. 298,299 11/1988 Deibel ..... D8/14  
901,210 10/1908 Tarrant ..... 294/19.1 X

*Primary Examiner—Bernard Ansher*  
*Assistant Examiner—Mitchell I. Siegel*



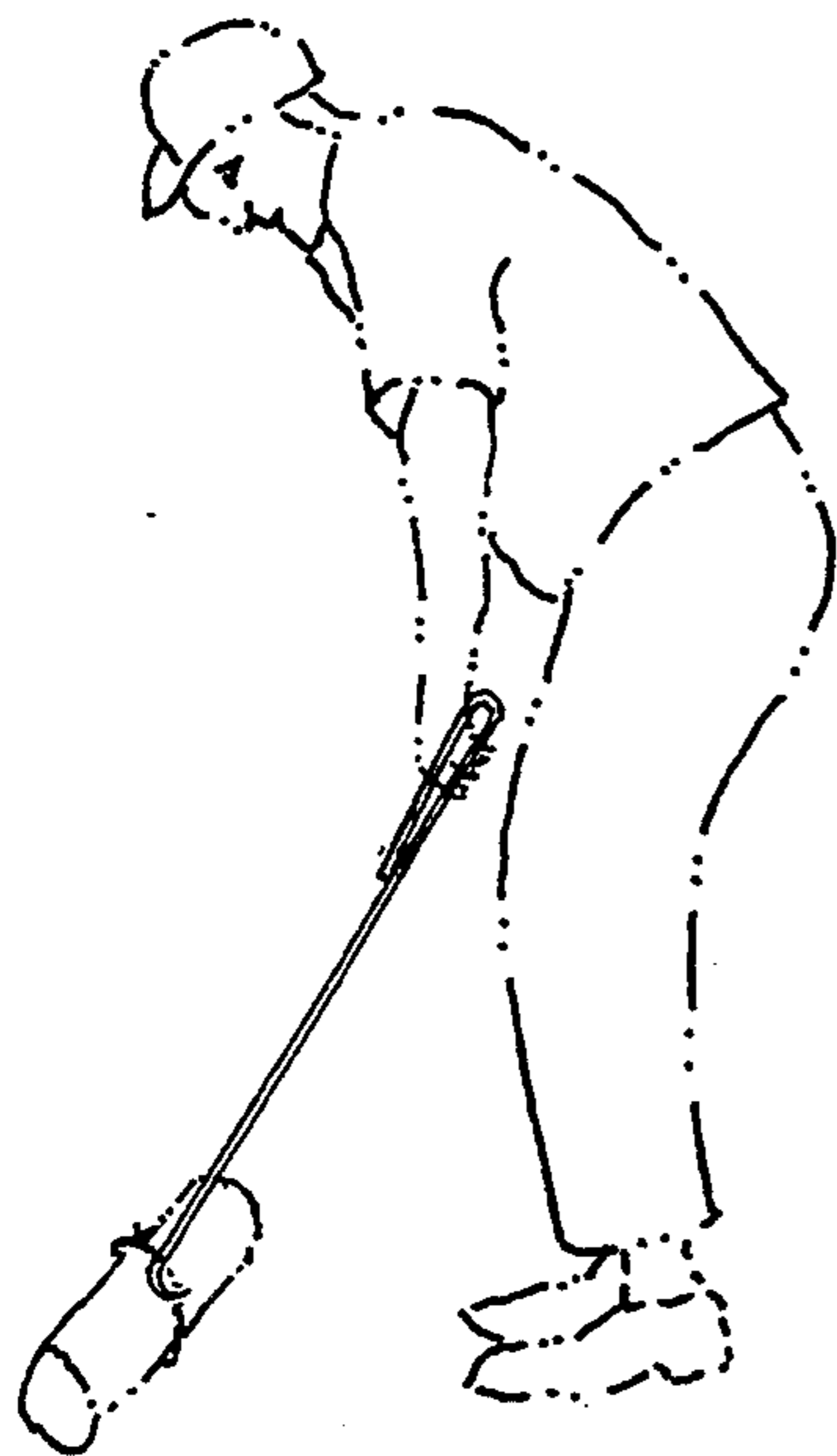


FIG. 1.

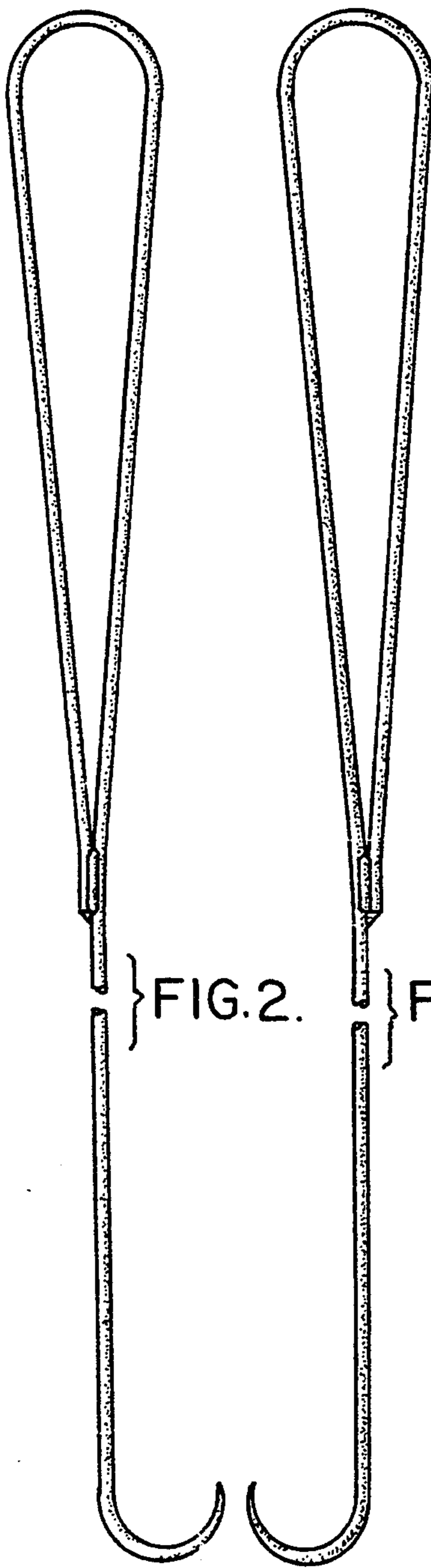


FIG. 2.

FIG. 3.

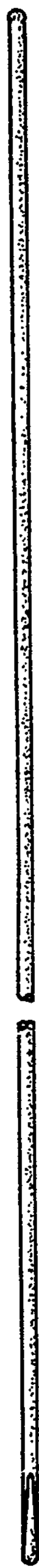


FIG. 4.



FIG. 5.

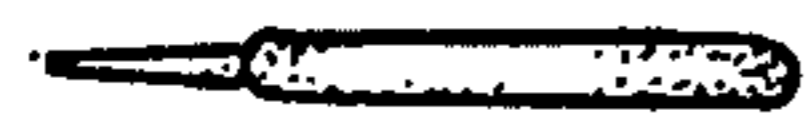


FIG. 6.

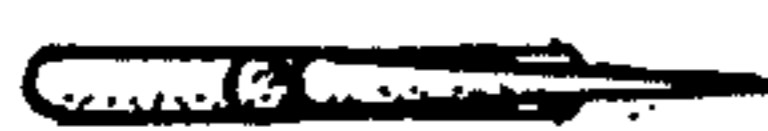


FIG. 7.