



US00D354661S

# United States Patent [19]

[11] Patent Number: **Des. 354,661**

Lindén et al.

[45] Date of Patent: **\*\* Jan. 24, 1995**

[54] **TRANSPLANTER**

4,950,013 8/1990 Yonkers ..... 294/55

[75] Inventors: **Erkki O. Lindén, Billnäs; Karl S. Rönholm, Karis, both of Finland**

### OTHER PUBLICATIONS

[73] Assignee: **Fiskars Consumer Oy Ab, Fiskars, Finland**

David Kay, Apr. 1, 1987, p. 28, Transplanter, circled item in middle of page.

[\*] Notice: The portion of the term of this patent subsequent to Aug. 2, 2008 has been disclaimed.

Union Fork and Hoe Company, Dec. 4, 1986, p. 37, Transplanting Trowel, Item 13 in middle of page.

Ames Catalog, May, 1986, p. 39, Hand Transplanter, Item J at left of page.

[\*\*] Term: **14 Years**

True Temper Catalog, Oct. 5, 1965, Cover Page, Trowel, Item D20, located at left of page.

[21] Appl. No.: **11,382**

*Primary Examiner*—James M. Gandy

*Assistant Examiner*—H. Baynham

[22] Filed: **Aug. 3, 1993**

*Attorney, Agent, or Firm*—Foley & Lardner

[52] U.S. Cl. .... **D8/10**

### [57] CLAIM

[58] Field of Search ..... **D8/10; 172/378; 294/54**

The ornamental design for a transplanter, as shown and described.

### [56] References Cited

#### U.S. PATENT DOCUMENTS

|            |         |           |       |         |
|------------|---------|-----------|-------|---------|
| D. 23,226  | 4/1894  | Brand     | ..... | D8/10   |
| D. 198,533 | 6/1964  | Langlie   | ..... | D8/10   |
| D. 256,979 | 9/1980  | Nadle     | ..... | D8/10   |
| D. 292,865 | 11/1987 | Scott     | ..... | D8/10   |
| D. 295,013 | 4/1988  | Vosbikian | ..... | D8/10   |
| D. 305,496 | 1/1990  | Jaspersen | ..... | D8/10   |
| D. 318,602 | 7/1991  | Vosbikian | ..... | D8/10   |
| 1,321,055  | 11/1919 | Kingsbury | ..... | D8/10 X |

### DESCRIPTION

FIG. 1 is a top plan view of the transplanter showing our new design;

FIG. 2 is a side elevational view thereof with the opposite side being a mirror image;

FIG. 3 is a front elevational view thereof;

FIG. 4 is a rear elevational view thereof; and,

FIG. 5 is a bottom plan view thereof.

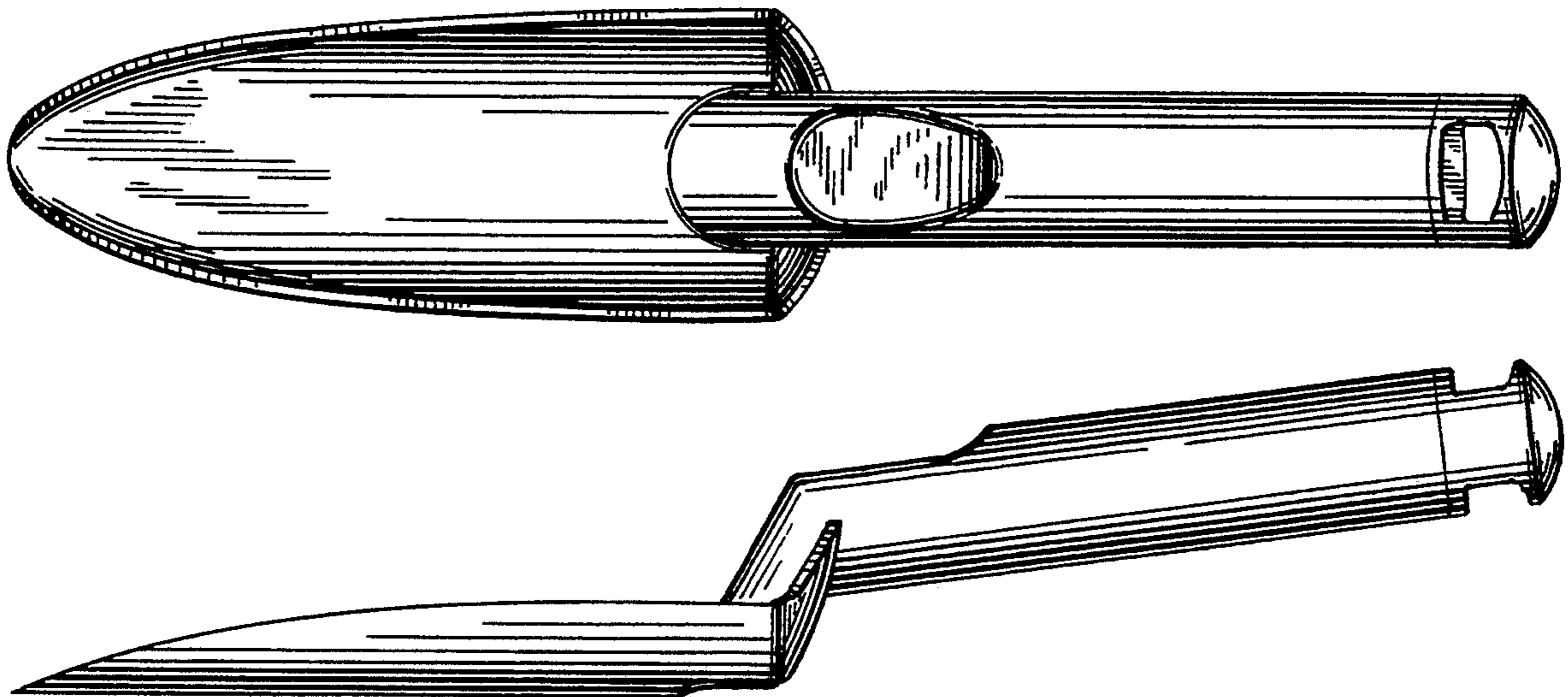


FIG. 1

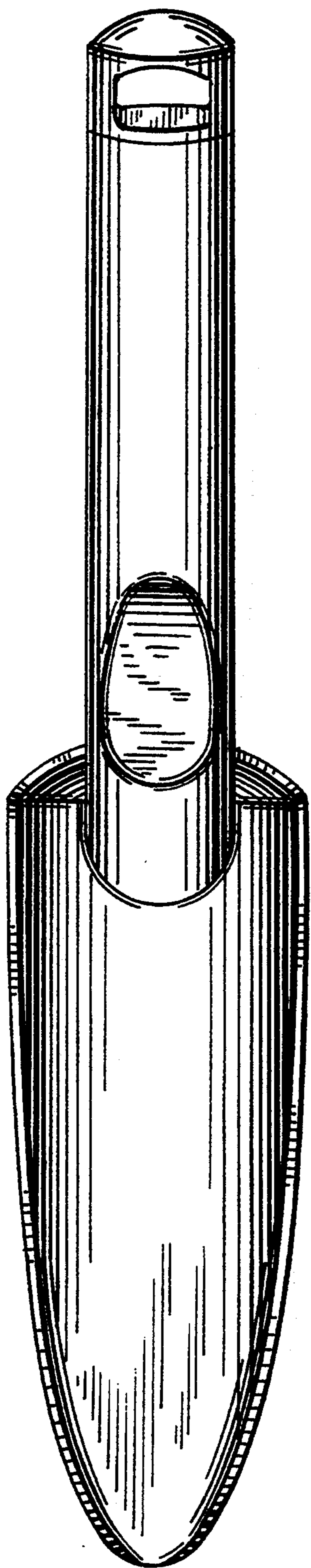


FIG. 2

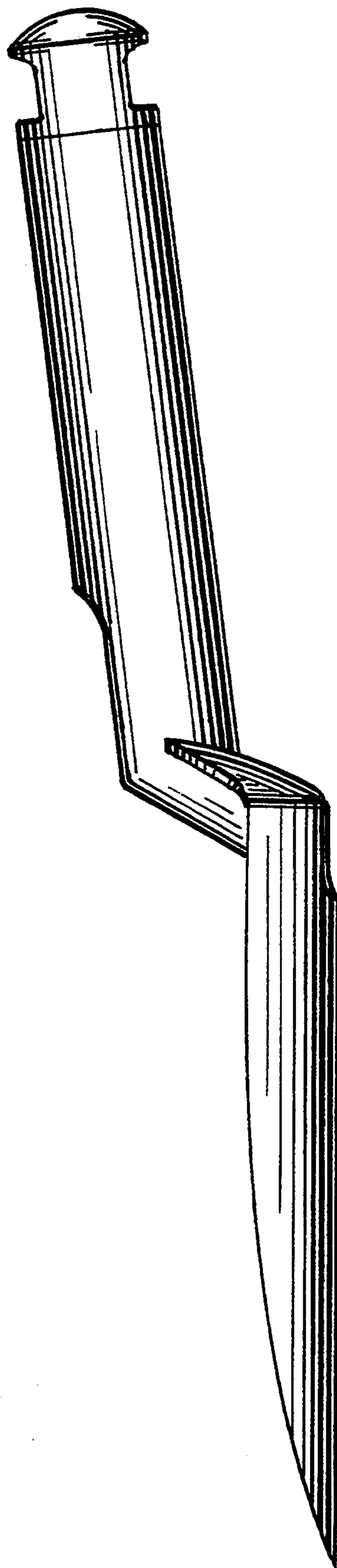


FIG. 3

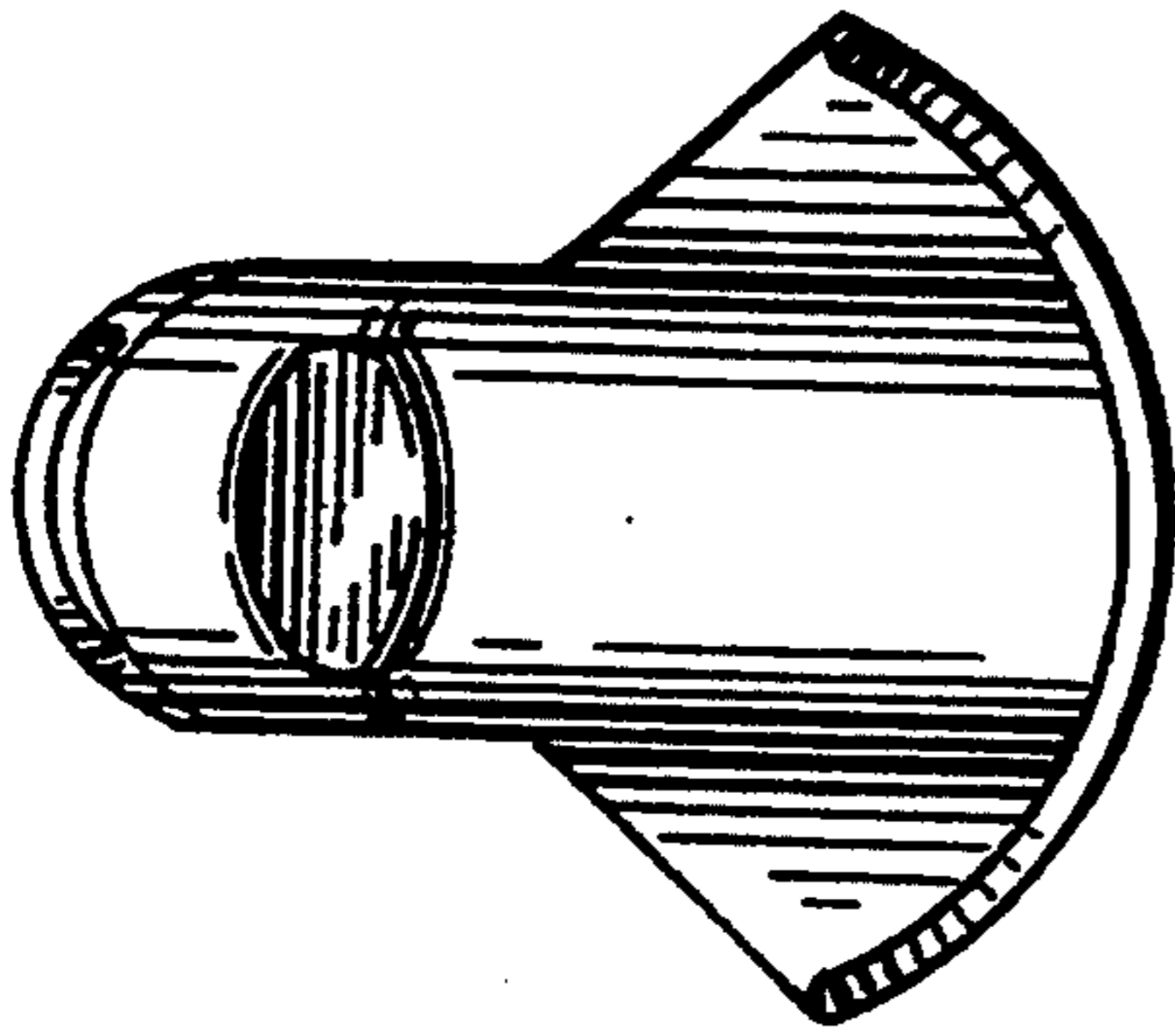


FIG. 4

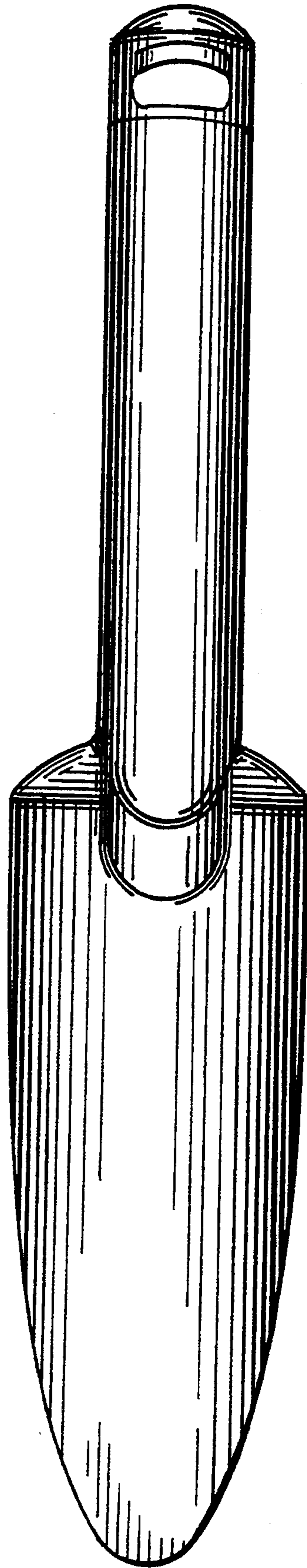
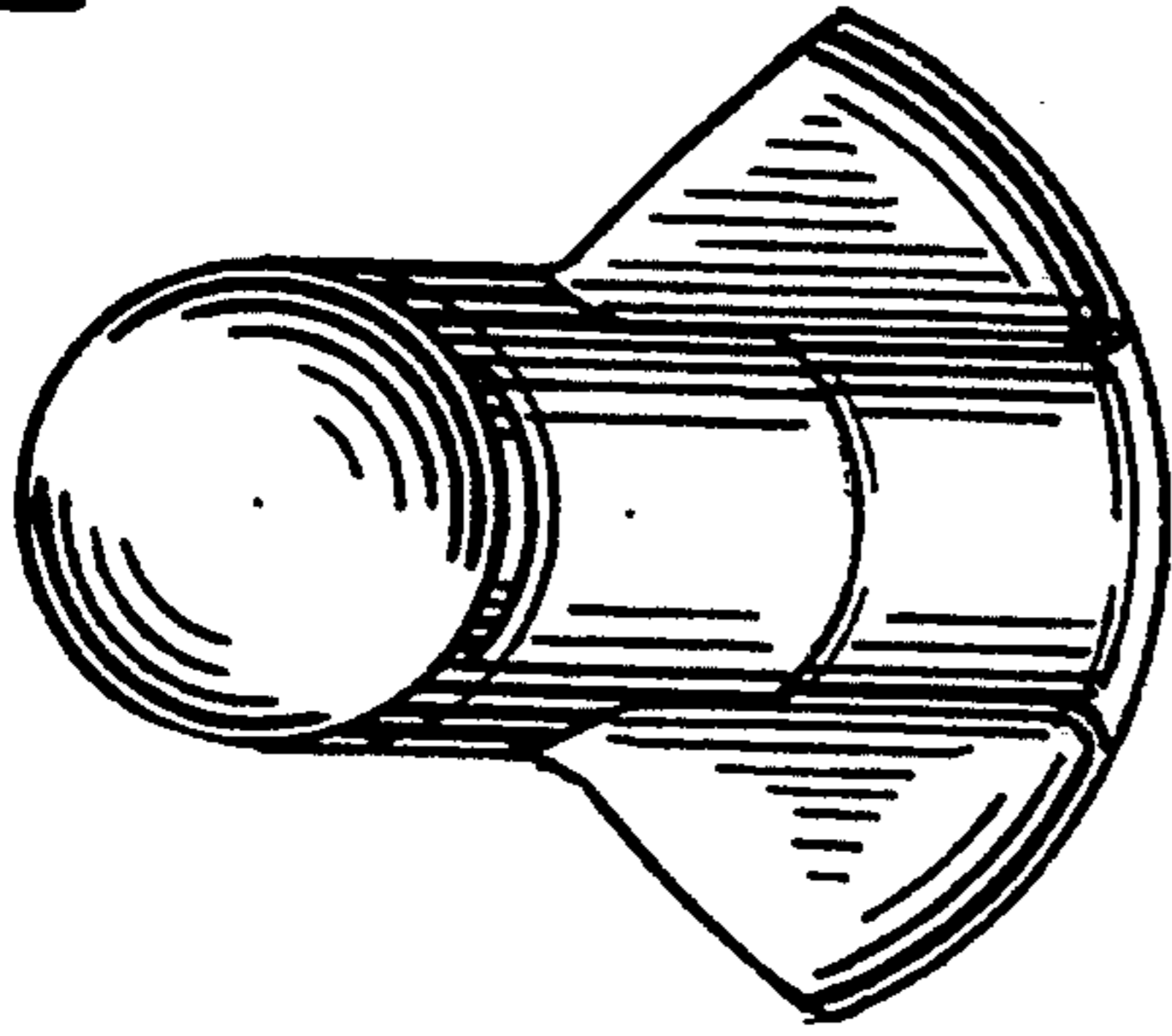


FIG. 5