



US00D354657S

United States Patent [19] Krämer

[11] Patent Number: **Des. 354,657**
[45] Date of Patent: **** Jan. 24, 1995**

[54] JUG WITH LID FOR BEVERAGES

[76] Inventor: **Erich Krämer**, Hüllreuthstrasse 18,
D-86247 Michelau, Germany

[**] Term: **14 Years**

[21] Appl. No.: **10,971**

[22] Filed: **Jul. 22, 1993**

[30] Foreign Application Priority Data

Jan. 22, 1993 [DE] Germany 9300624
[52] U.S. Cl. **D7/511; D7/510;**
D7/536; D7/532
[58] Field of Search **D7/507, 509, 510, 511,**
D7/512, 513, 514, 523, 533, 535, 536, 300.1,
300.2, 578, 532, 601, 600, 619; D9/301, 503,
337, 500, 502, 446, 543, 447, 449; 220/705, 709,
666, 672, 671, 674, 675

[56] References Cited

U.S. PATENT DOCUMENTS

D. 155,289 9/1949 Hoople D7/536
D. 218,354 8/1970 Kikuchi D7/300.1 X
D. 221,269 7/1971 Evans D7/511 X
D. 257,223 10/1980 Lee D7/511 X
D. 258,484 3/1981 Slepicka D7/511
D. 312,045 11/1990 Killingsworth, II D7/511 X
D. 333,409 2/1993 Dietzman D7/507
4,276,992 7/1981 Susich D7/510 X
4,618,066 10/1986 Vail D7/507 X
4,735,333 4/1988 Lay et al. D7/511 X
4,984,707 1/1991 Fierthaler D7/511 X

FOREIGN PATENT DOCUMENTS

18580 of 1891 United Kingdom D7/536

OTHER PUBLICATIONS

Top mug, Home Furnishings Daily Jan. 6, 1975 p. 17.

Primary Examiner—Alan P. Douglas
Assistant Examiner—M. N. Pandozzi
Attorney, Agent, or Firm—Brooks Haidt Haffner &
Delahunty

[57] CLAIM

The ornamental design for jug with lid for beverages, as shown and described.

DESCRIPTION

FIG. 1 is a view in perspective of the jug with lid for beverages of the invention showing the jug in opened condition and revealing a sealing ring at the jug mouth; FIG. 2 is a view in perspective of the jug with lid for beverages of the invention with the lid in closed condition, covering the upper part of the mouth and with the toggle-type fastener secured; FIG. 3 is a right side elevational view of the jug with lid for beverages of the invention, with the lid in closed condition; FIG. 4 is a left side elevational view of the jug with lid for beverages of the invention with the lid in closed condition; FIG. 5 is a front elevational view of the jug with lid for beverages of the invention with the lid in closed condition; FIG. 6 is a rear elevational view of the jug with lid for beverages of the invention with the lid in closed condition; FIG. 7 is a top plan view of the jug with lid for beverages of the invention with the lid in closed condition; and, FIG. 8 is a bottom plan view of the jug with lid for beverages of the invention with the lid in closed condition.

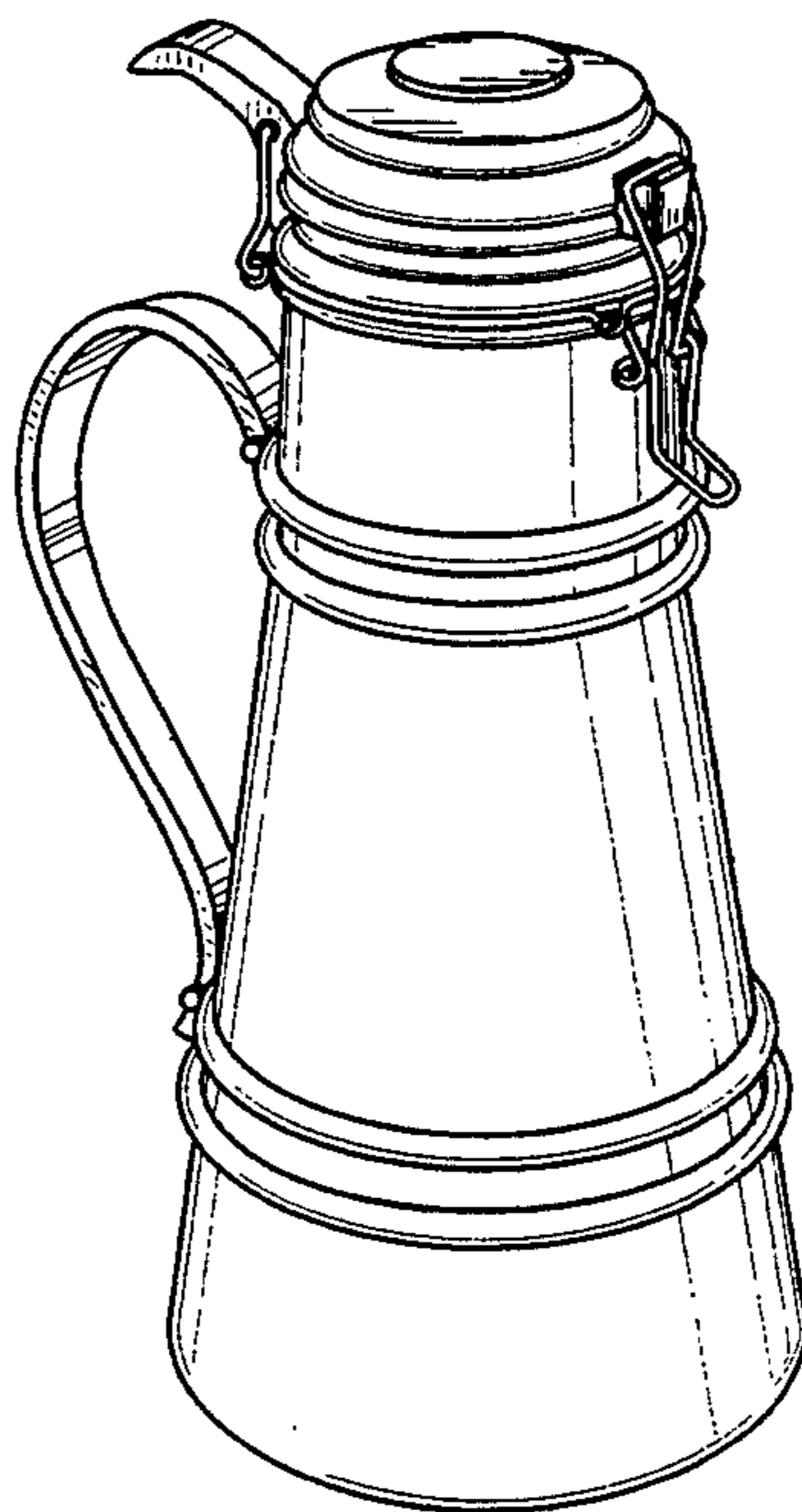


FIG. 1




FIG. 2




FIG. 3




FIG. 4




FIG. 5




FIG. 6

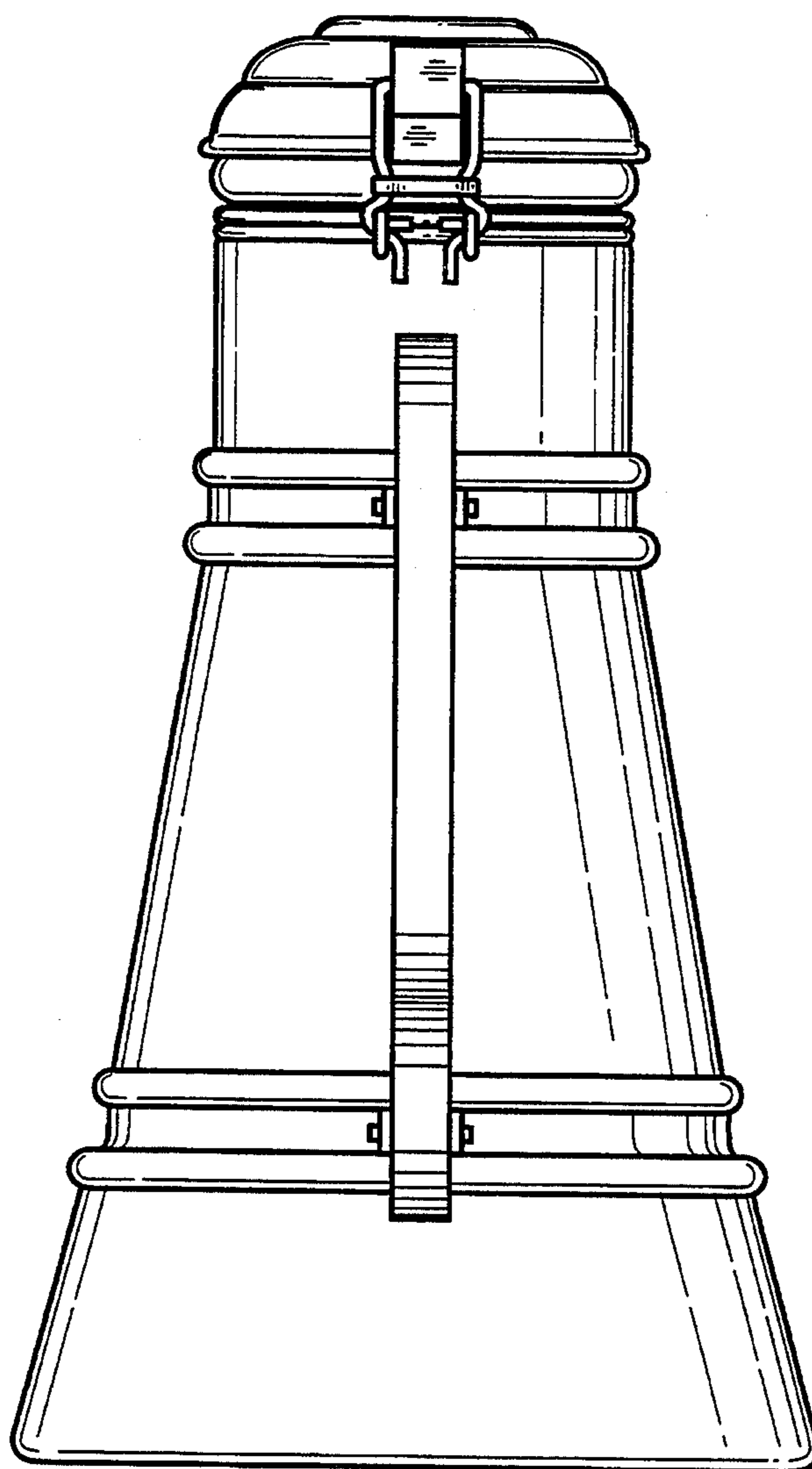


FIG. 7

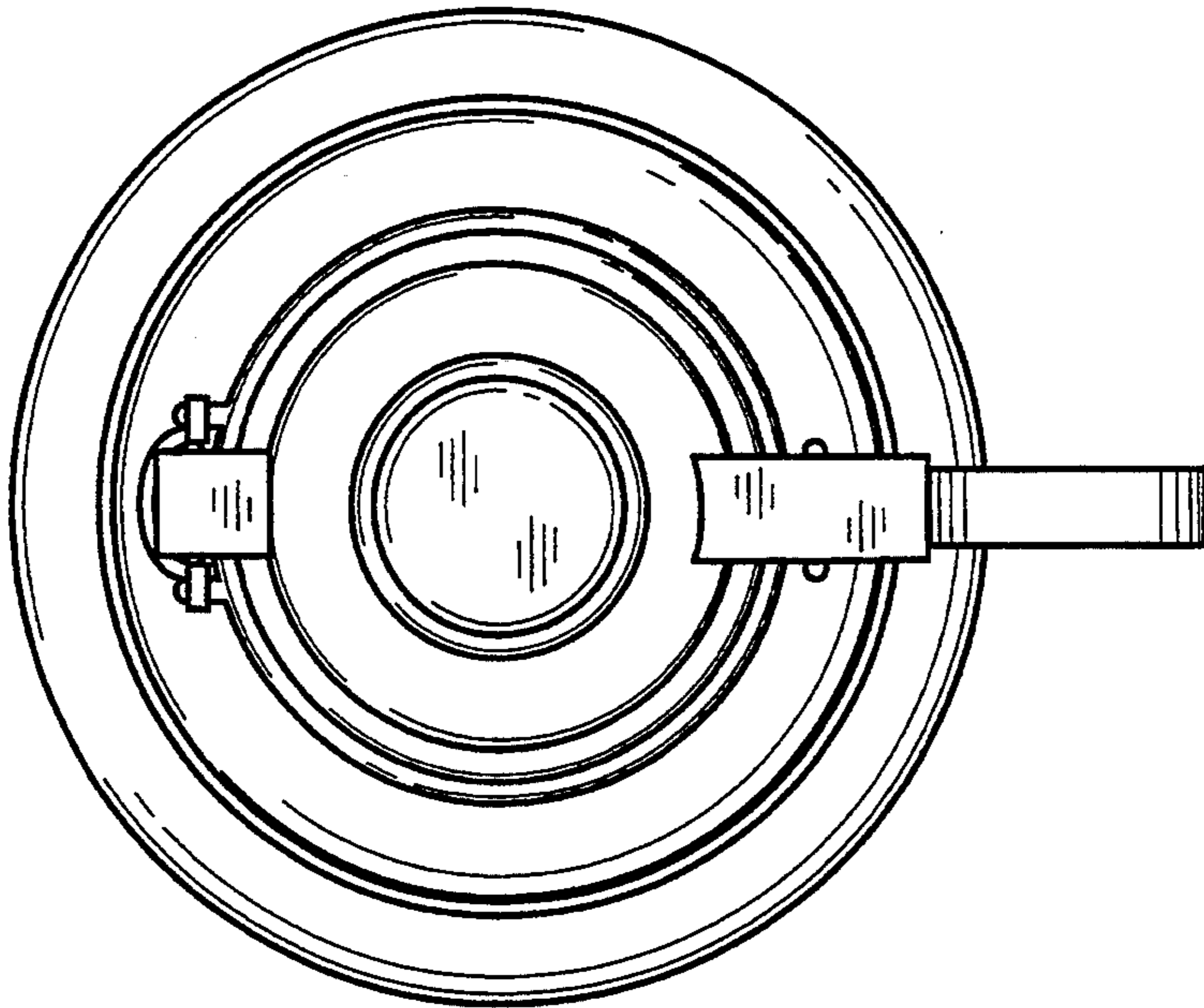


FIG. 8

