



US00D354656S

United States Patent [19] Strawbridge

[11] Patent Number: **Des. 354,656**

[45] Date of Patent: **** Jan. 24, 1995**

- [54] LUMINESCENT TAP HANDLE
- [75] Inventor: **Jon P. Strawbridge, Glendale, Wis.**
- [73] Assignee: **Everbrite, Inc., Greenfield, Wis.**
- [**] Term: **14 Years**
- [21] Appl. No.: **7,747**
- [22] Filed: **Apr. 29, 1993**
- [52] U.S. Cl. **D7/398; D7/395; D8/107**
- [58] Field of Search **D7/306, 307, 313, 387, D7/393, 395, 311, 213, 398; D26/48, 37, 42, 46; D8 DIG. 1, 303, DIG. 7, DIG. 4, DIG. 5, DIG. 9, DIG. 10, 107, 300; D12/178; 16/DIG. 12, DIG. 19, DIG. 18; 250/465.1; 222/465.1; D9/435**

- D. 304,665 11/1989 Start D7/398 X
- D. 332,500 1/1993 Churchill D26/46
- D. 345,282 3/1994 Henninger D7/393
- 2,453,272 11/1948 Savoie 250/465.1 X
- 2,804,732 9/1957 Brockley D7/395 X
- 2,809,846 10/1957 Whiteford D7/395 X
- 4,941,232 7/1990 Decker et al. 16/DIG. 12 X

Primary Examiner—Nelson C. Holtje
Assistant Examiner—M. N. Pandozzi
Attorney, Agent, or Firm—Ryan, Kees & Hohenfeldt

[57] CLAIM

The ornamental design for a luminescent tap handle, as shown and described.

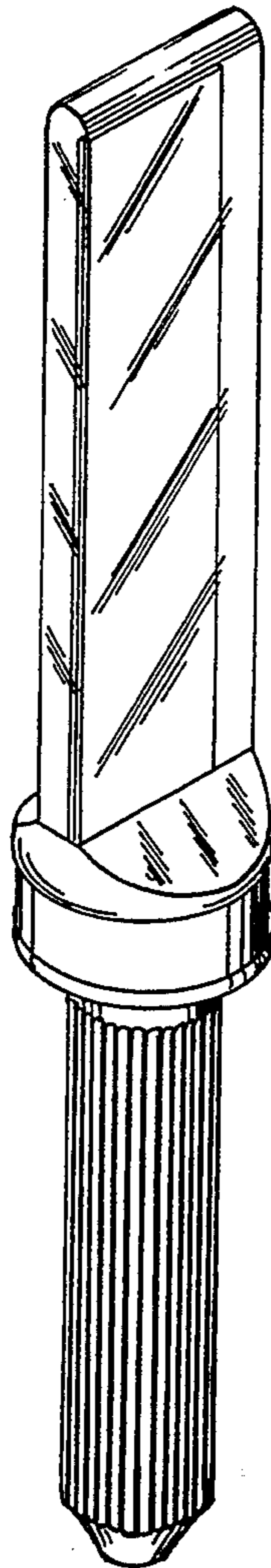
DESCRIPTION

FIG. 1 is a top, front perspective view of a luminescent tap handle showing my new design;
 FIG. 2 is a front elevational view, the rear elevational view being a mirror image thereof;
 FIG. 3 is a side elevational view thereof;
 FIG. 4 is a top plan view thereof; and,
 FIG. 5 is a bottom plan view thereof.

[56] References Cited

U.S. PATENT DOCUMENTS

- D. 274,754 7/1984 Chernack D9/435 X
- D. 290,405 6/1987 Johns D26/37
- D. 300,403 3/1989 Holcomb D7/398



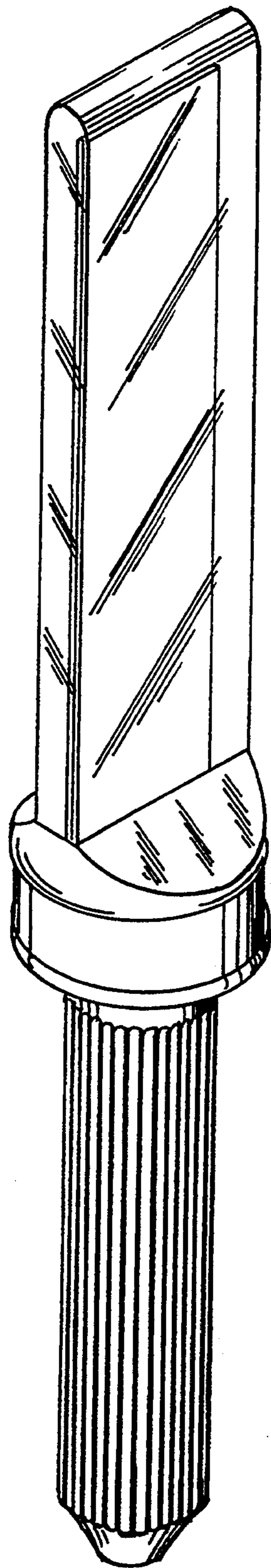


FIG. 1

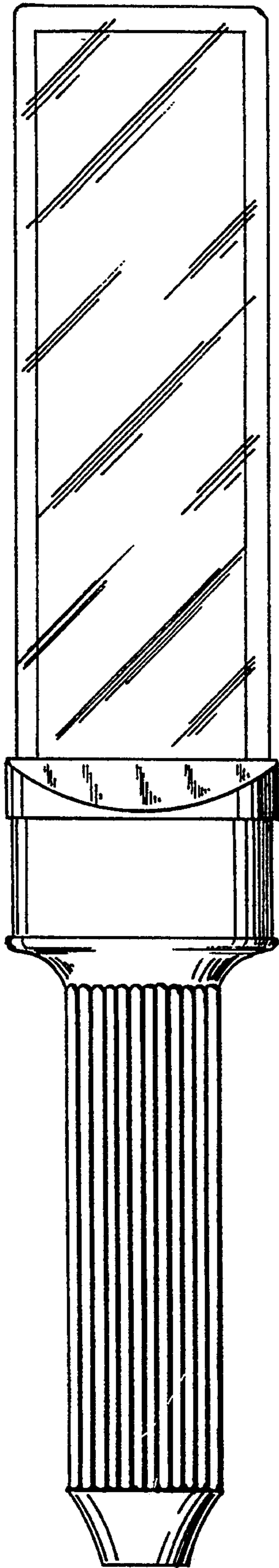


FIG. 2

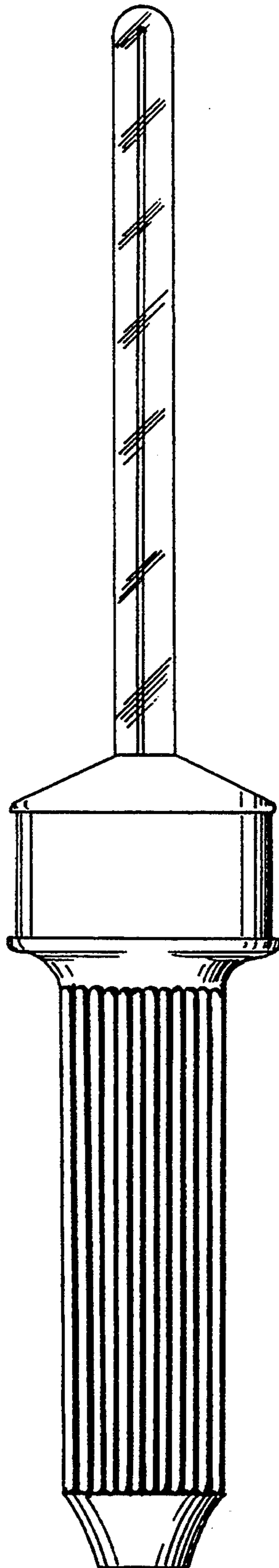


FIG. 3

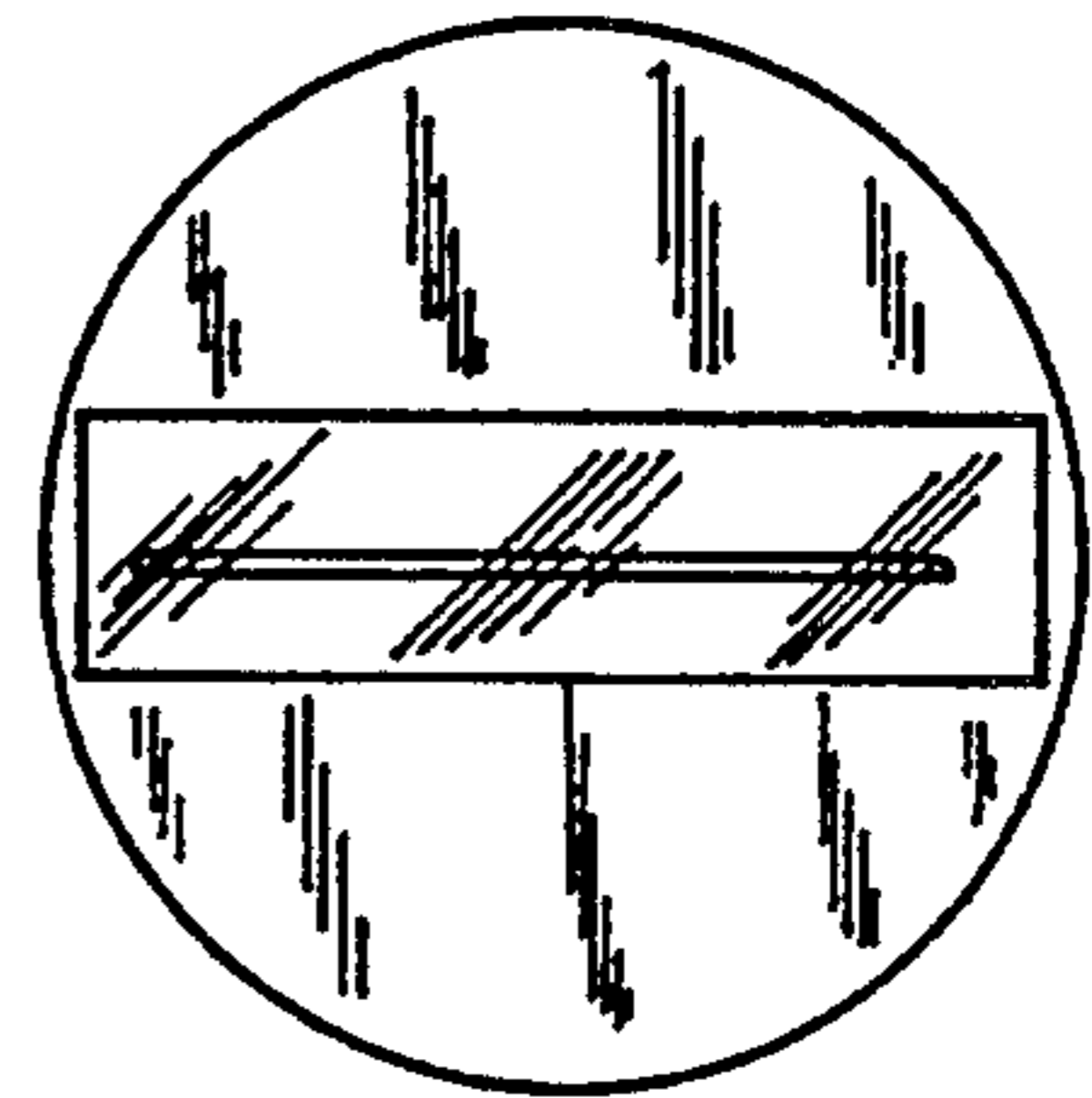


FIG. 4




FIG. 5