



US00D354641S

United States Patent [19]

[11] Patent Number: **Des. 354,641**

Stoddard et al.

[45] Date of Patent: **** Jan. 24, 1995**

[54] **DISPLAY COOLER**

[75] Inventors: **David C. F. Stoddard, Atlanta; Frank H. Stephens, Dunwoody, both of Ga.**

[73] Assignee: **The Mead Corporation, Dayton, Ohio**

[**] Term: **14 Years**

[21] Appl. No.: **12,050**

[22] Filed: **Aug. 23, 1993**

[52] U.S. Cl. **D6/450; D7/606; D7/301**

[58] Field of Search **D6/449, 450, 451; D8/604, 605, 606, 607; 62/258, 371; 220/412; D15/81, 83; D7/515, 514, 516, 539, 301, 306; D9/307**

[56] **References Cited**

U.S. PATENT DOCUMENTS

- D. 37,298 1/1905 Maddock D7/515 X
- D. 63,980 2/1924 Travis D7/301
- D. 75,220 5/1928 Dahlstrom D7/301
- D. 158,699 5/1950 Wasilevich D11/131 X
- D. 249,438 9/1978 Meir et al. D7/515 X
- D. 249,918 10/1978 Block et al. D7/514
- D. 271,173 11/1983 Keshishian D7/604
- D. 283,009 3/1986 Jennette D7/515 X
- D. 288,258 2/1987 Oden D99/30
- D. 290,539 6/1987 Jennette D7/301 X
- D. 292,462 10/1987 Petrsek D7/515

- D. 297,389 8/1988 Demaree D7/515 X
- D. 301,003 5/1989 Burns D7/515
- D. 301,063 5/1989 Risi et al. D7/515 X
- D. 304,262 10/1989 Mays D9/307 X
- D. 337,474 7/1993 Ferger D7/301
- D. 341,745 11/1993 Mitchell D7/301
- D. 343,327 1/1994 Bailey et al. D7/301
- 1,626,544 4/1927 Lorant D7/313
- 3,099,452 7/1963 Fernicola 215/356
- 3,319,838 6/1967 Bayles et al. 222/215
- 3,624,939 12/1971 Gossard D7/539 X

OTHER PUBLICATIONS

Potpourri Catalog, Autumn 1987, Ball Pens.

Primary Examiner—Nelson C. Holtje

Assistant Examiner—S. Snapp


Attorney, Agent, or Firm—Thomas A. Boshinski

[57] **CLAIM**

The ornamental design for a display cooler, as shown and described.

DESCRIPTION

FIG. 1 is a perspective view of the display cooler showing our new design;
 FIG. 2 is a front elevational view thereof;
 FIG. 3 is a side elevational view thereof;
 FIG. 4 is a rear elevational view thereof;
 FIG. 5 is a perspective view of the display cooler with the lid in the open position; and,
 FIG. 6 is a top plan view thereof.



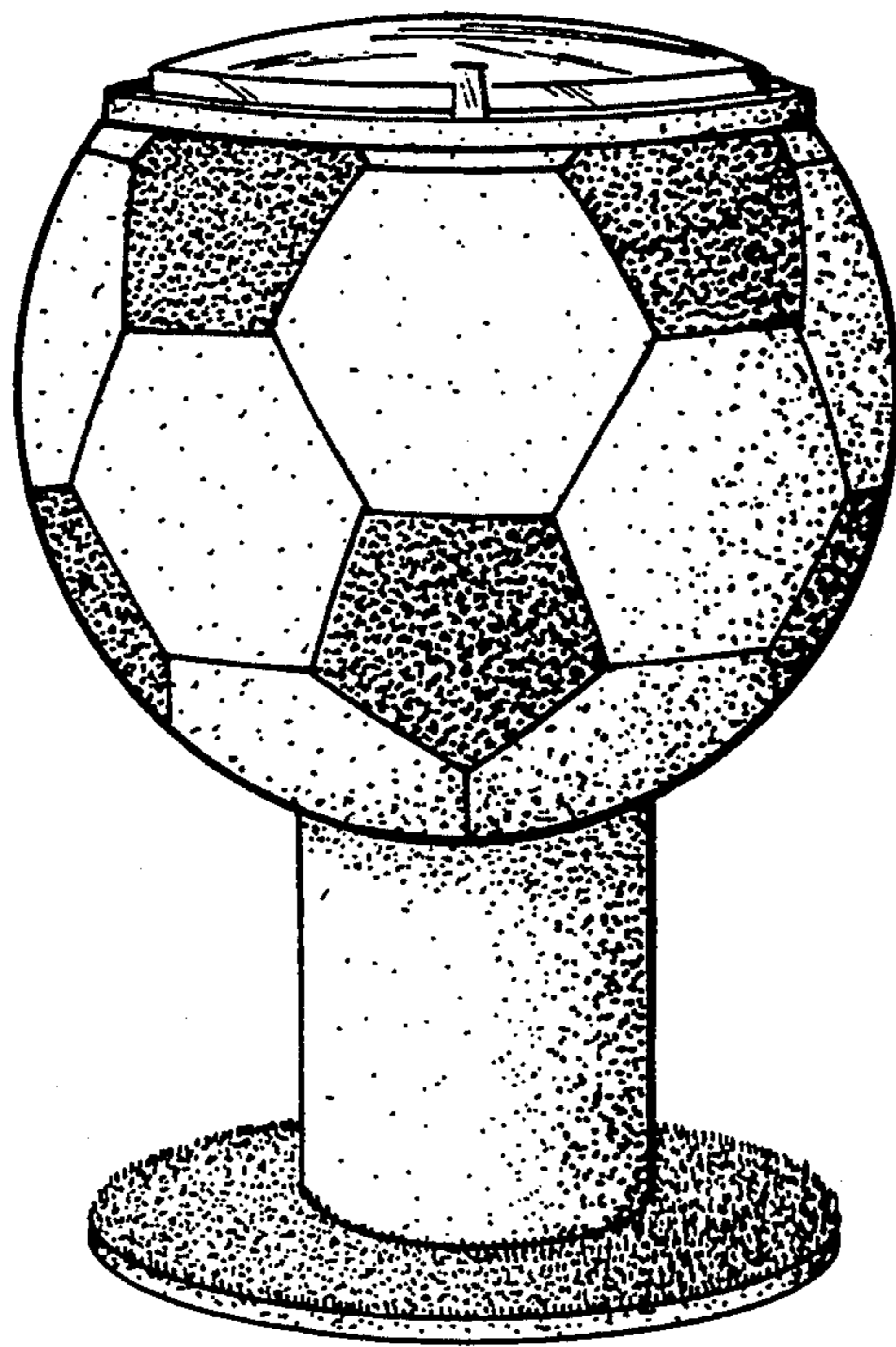


FIG. 1

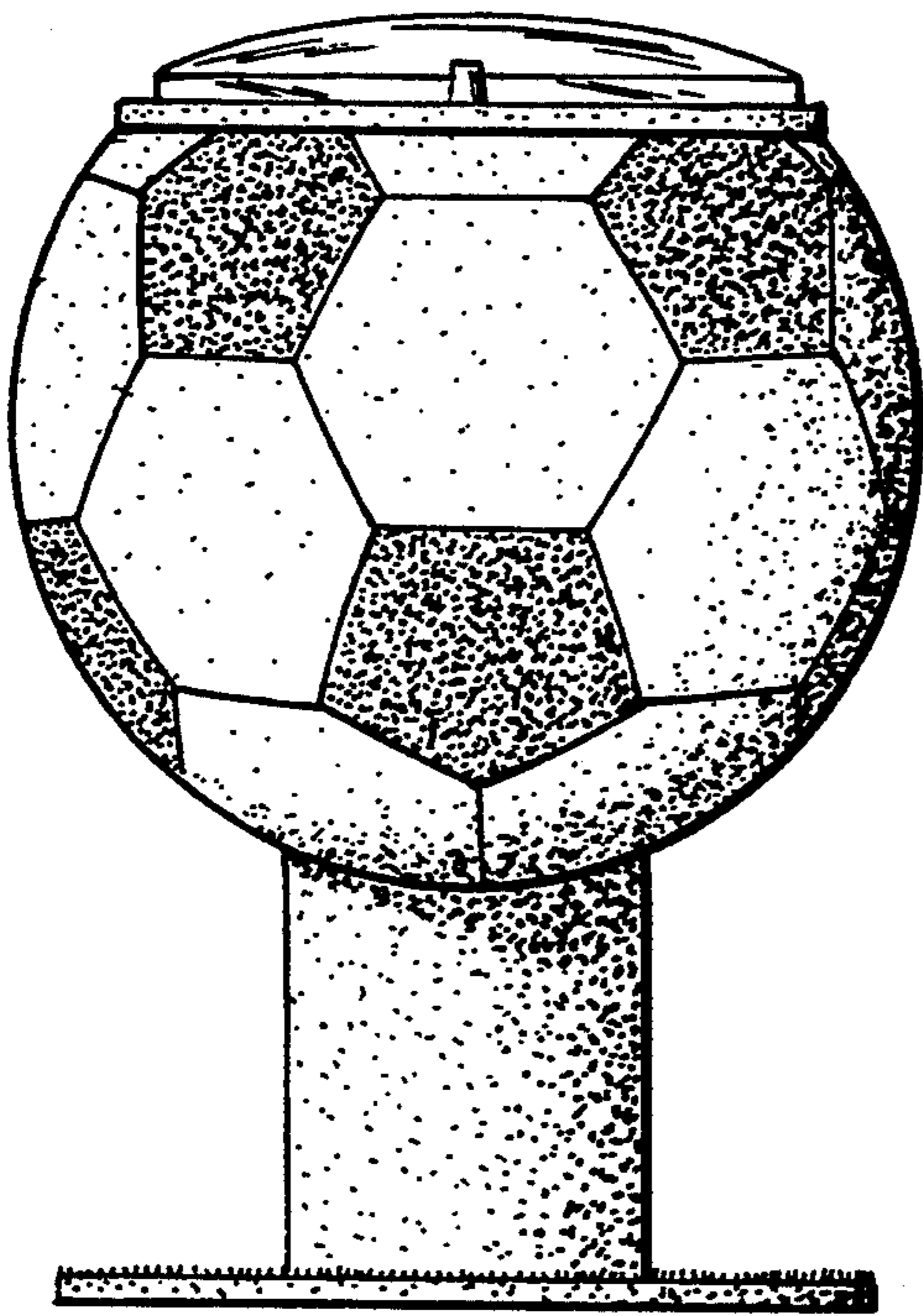


FIG. 2

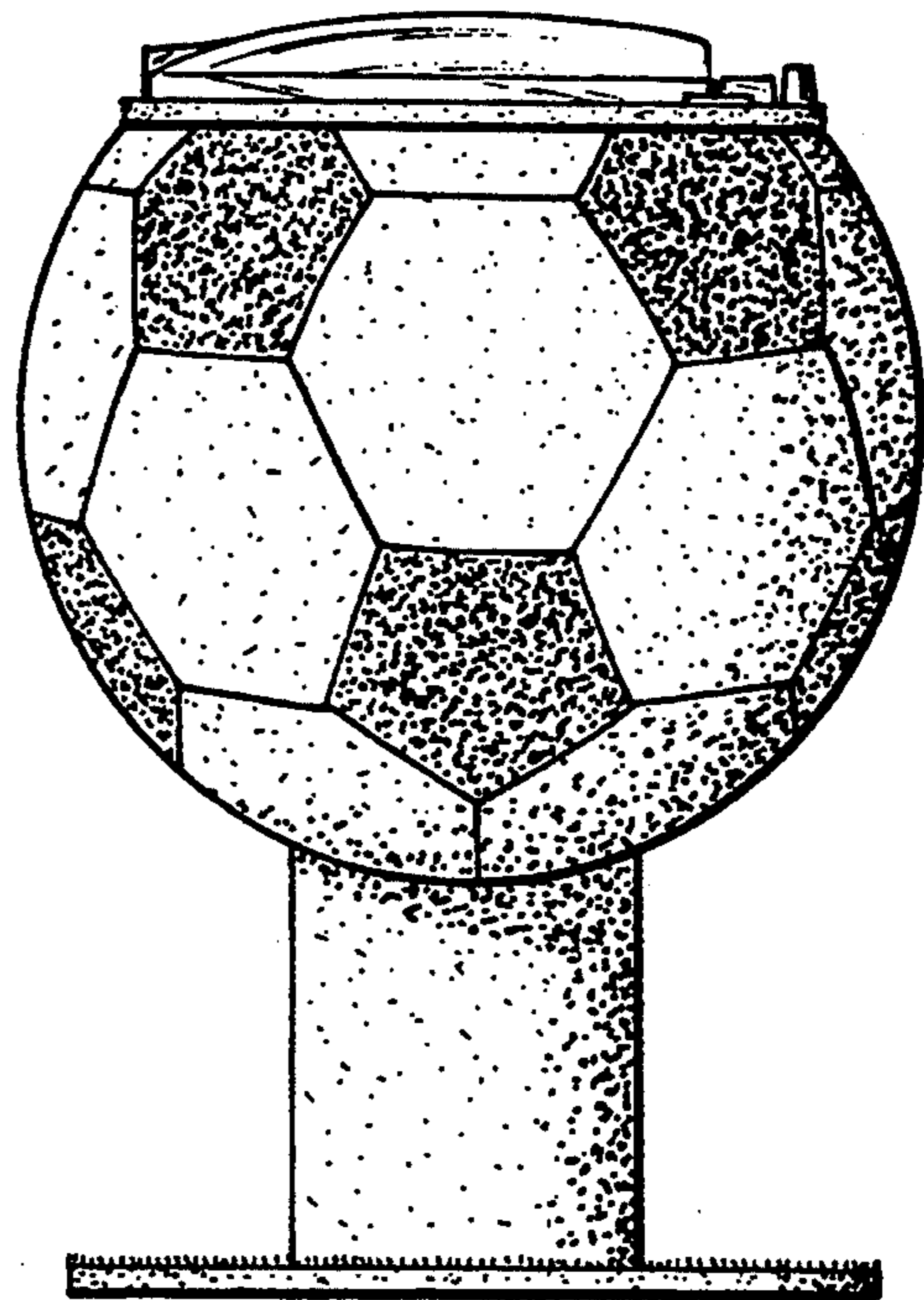


FIG. 3

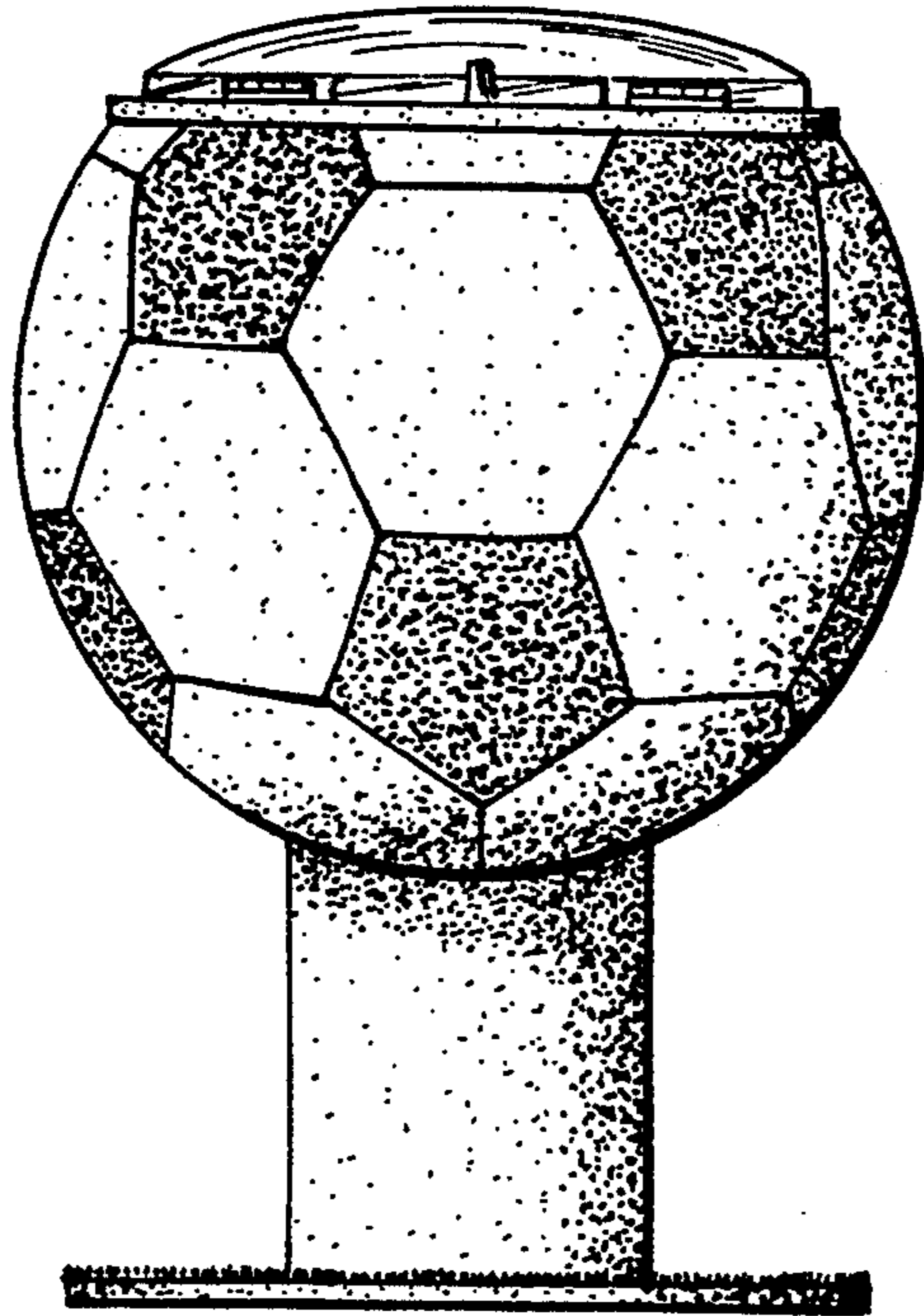


FIG. 4




FIG. 5

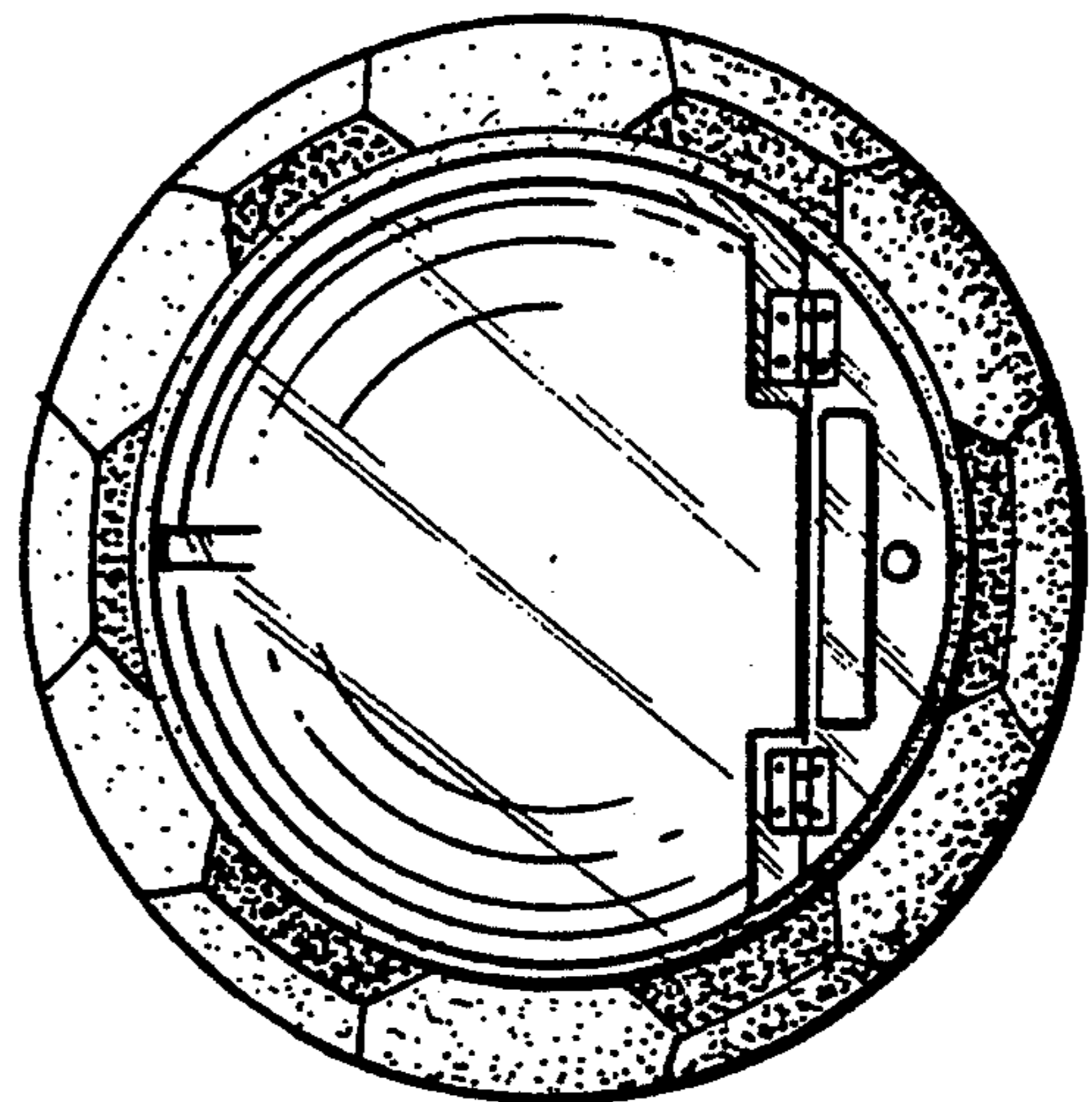


FIG. 6