



US00D354628S

# United States Patent [19]

[11] Patent Number: **Des. 354,628**

Lee

[45] Date of Patent: **\*\* Jan. 24, 1995**

- [54] **COMBINED SEATING UNIT AND TABLE**
- [75] Inventor: **Chun S. Lee, Buffalo Grove, Ill.**
- [73] Assignee: **Schnadig Corporation, Chicago, Ill.**
- [\*\*] Term: **14 Years**
- [21] Appl. No.: **4,407**
- [22] Filed: **Feb. 4, 1993**
- [52] U.S. Cl. .... **D6/335; D6/334**
- [58] Field of Search ..... **D6/334, 335, 336, 349, D6/379, 381; 297/232**

Schnadig Corp. 1989 catalog page for Cathay 4900 square cocktail table and rectangular cocktail table.  
 Schnadig Corp. 1989 catalog page for Cathay 4900 end table, square table, and sofa table.  
 Schnadig Corp. catalog page circa 1990 for Cathay 64406 sofa, loveseat, and chair and Cathay #4900 table.  
 Karpen International division of Schnadig Corporation circa 1990 catalog page for sofa, loveseat, chair, and table.  
 Schnadig Corp. circa 1990 catalog page for 6455 wrap-around sofa.

*Primary Examiner*—Wallace R. Burke  
*Assistant Examiner*—Monica A. Hannon

[56] **References Cited**

**U.S. PATENT DOCUMENTS**

- D. 154,023 6/1949 Buckner ..... D6/381
- D. 212,602 11/1968 Gera ..... D6/336 X
- D. 219,775 1/1971 Watson et al. .... D6/335
- D. 283,276 4/1986 Mallison ..... D6/334 X
- D. 327,985 7/1992 Harris ..... D6/381 X
- D. 327,986 7/1992 Gera ..... D6/381 X

**OTHER PUBLICATIONS**

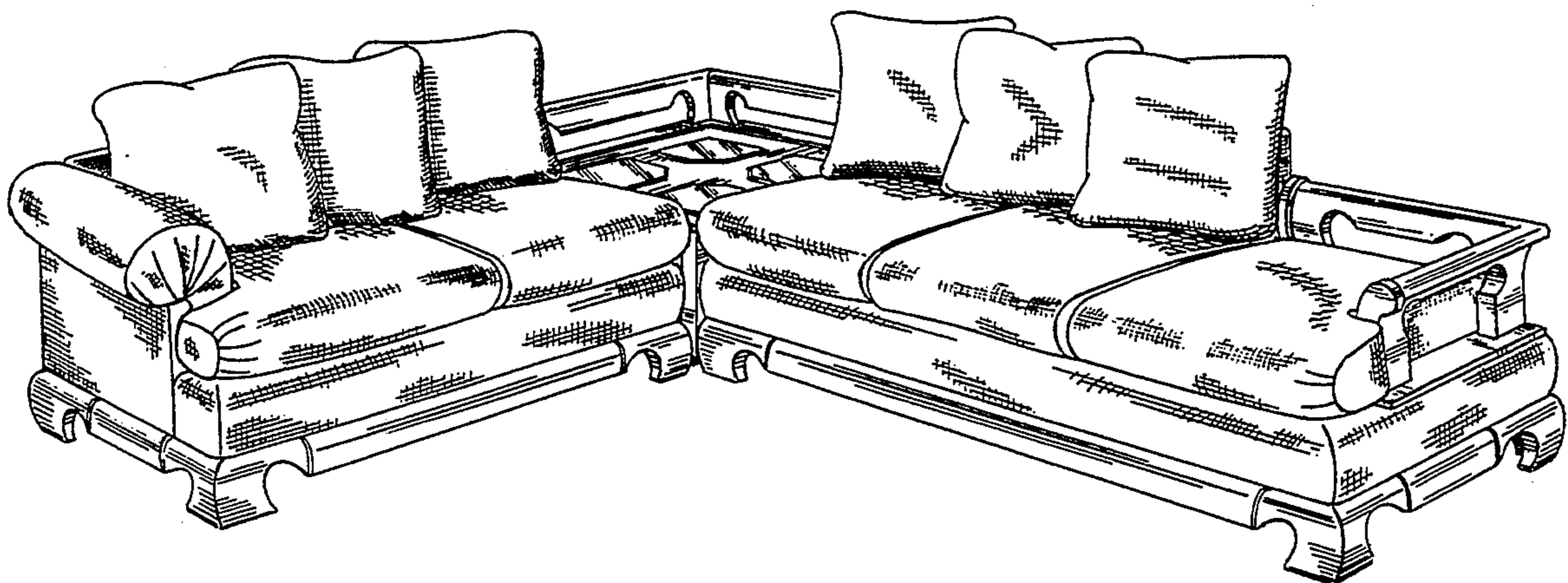
*DIA Inc.* 1983, "Armless Chair", Corner Unit,—Ottoman, center of page.  
*Hecht's Insert, The Washington Post*, Sep. 9, 1991, "Over Sized Roll Arm Sofa", bottom rt. corner of page.  
*Wayline*, Jul. 1981, "Sofa-Love Seat", center of page, copy in Wayline Box 1980-1989.  
 Schnadig Corp. 1990 catalog page for Cathay II 6442 sofa, loveseat, and chair and Cathay #4900 table.

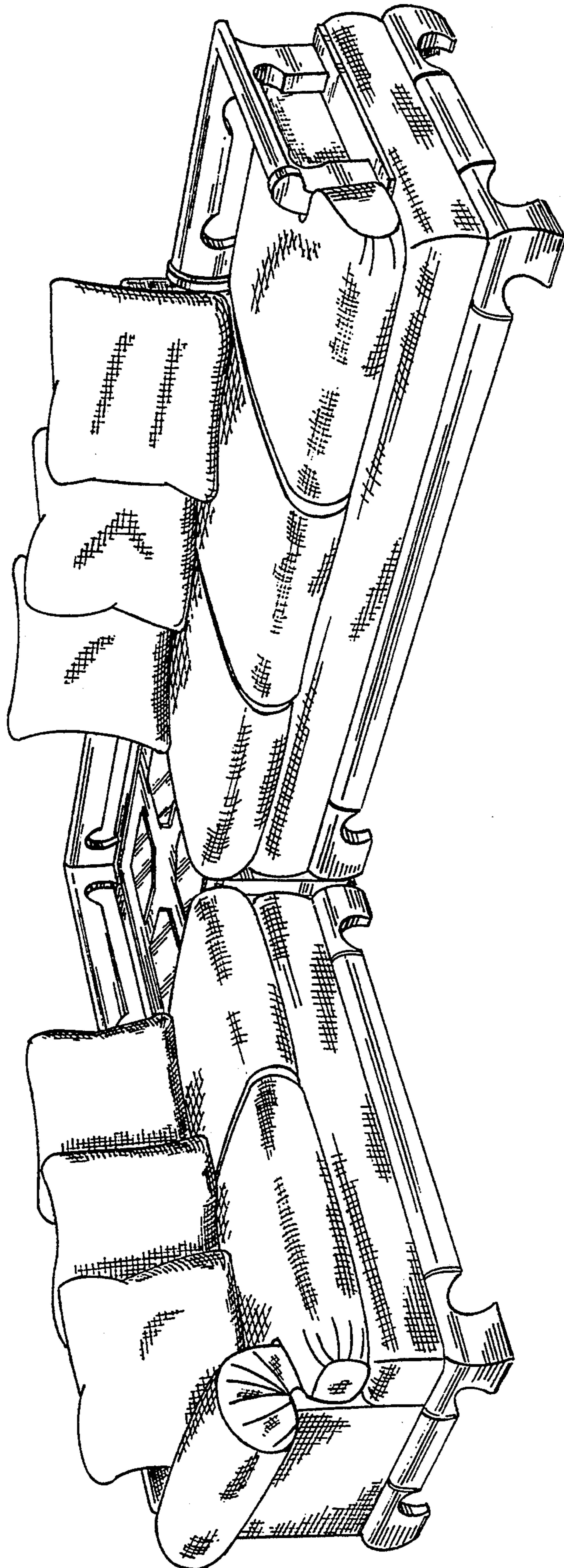
[57] **CLAIM**

The ornamental design for a combined seating unit and table, as shown and described.

**DESCRIPTION**

FIG. 1 is a perspective view of the combined seating unit and table;  
 FIG. 2 is a right side elevational view of the combined seating unit and table;  
 FIG. 3 is a left side elevational view of the combined seating unit and table;  
 FIG. 4 is a rear elevational view of FIG. 2;  
 FIG. 5 is a rear elevational view of FIG. 3; and,  
 FIG. 6 is a top plan view of the combined seating unit and table.  
 The cross-line shading is shown to represent conventional fabric.





*Fig. 1*

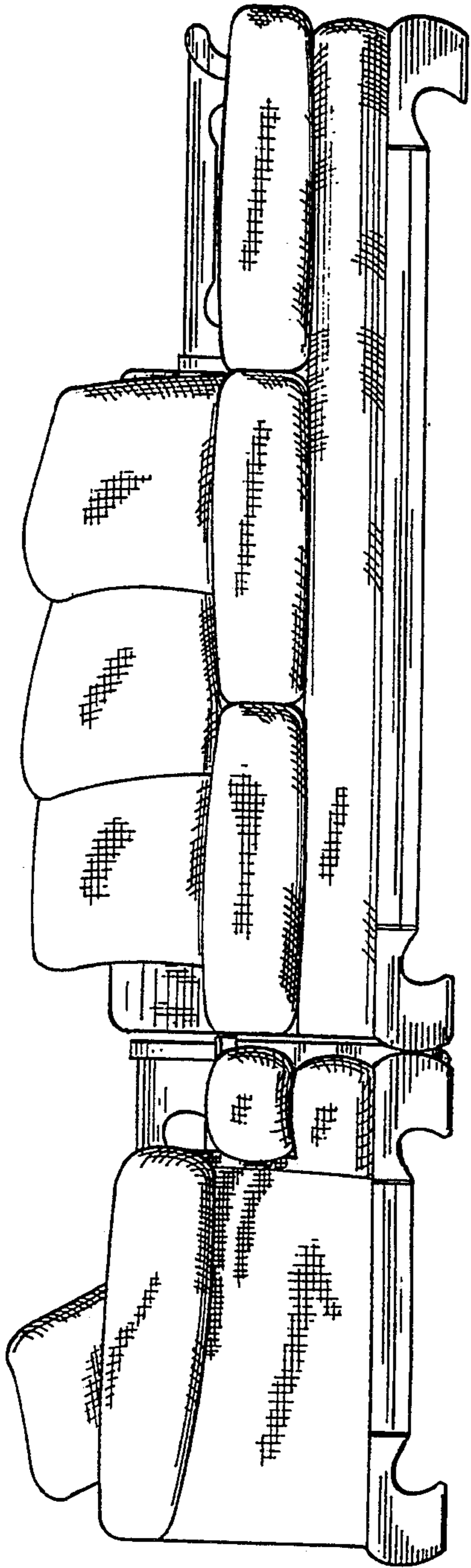


Fig. 2

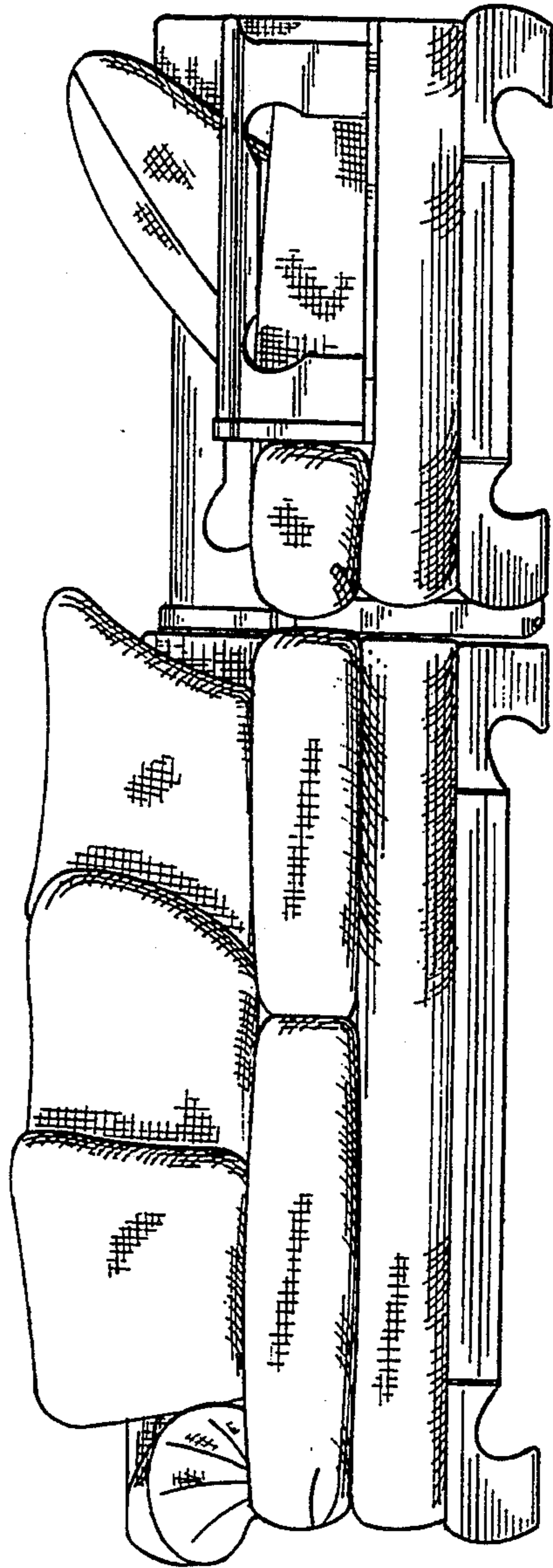
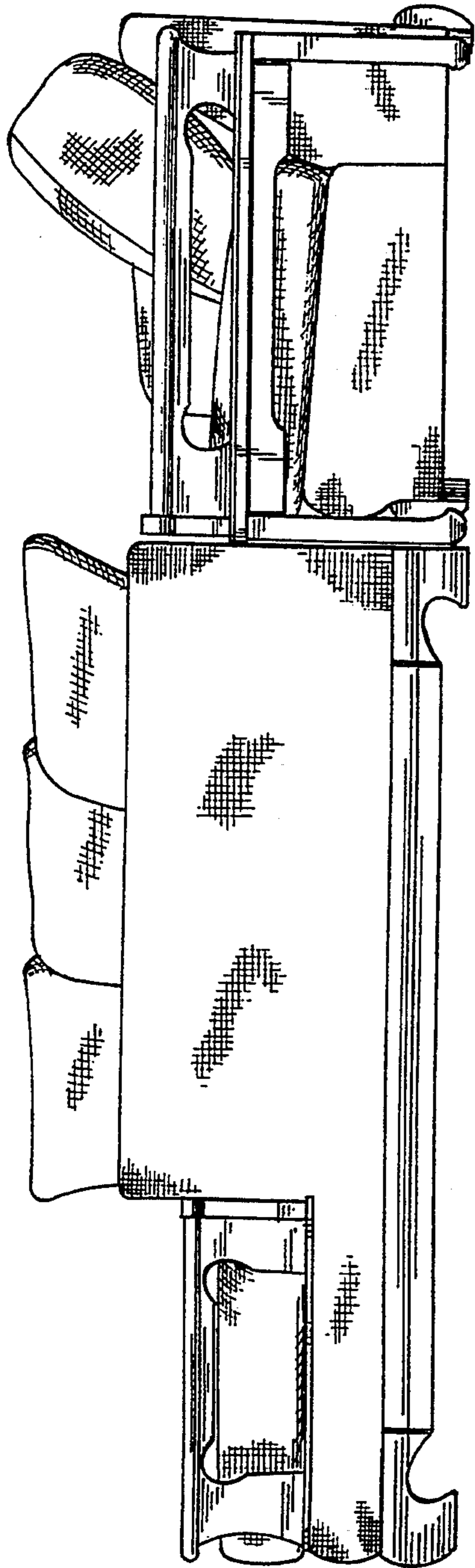
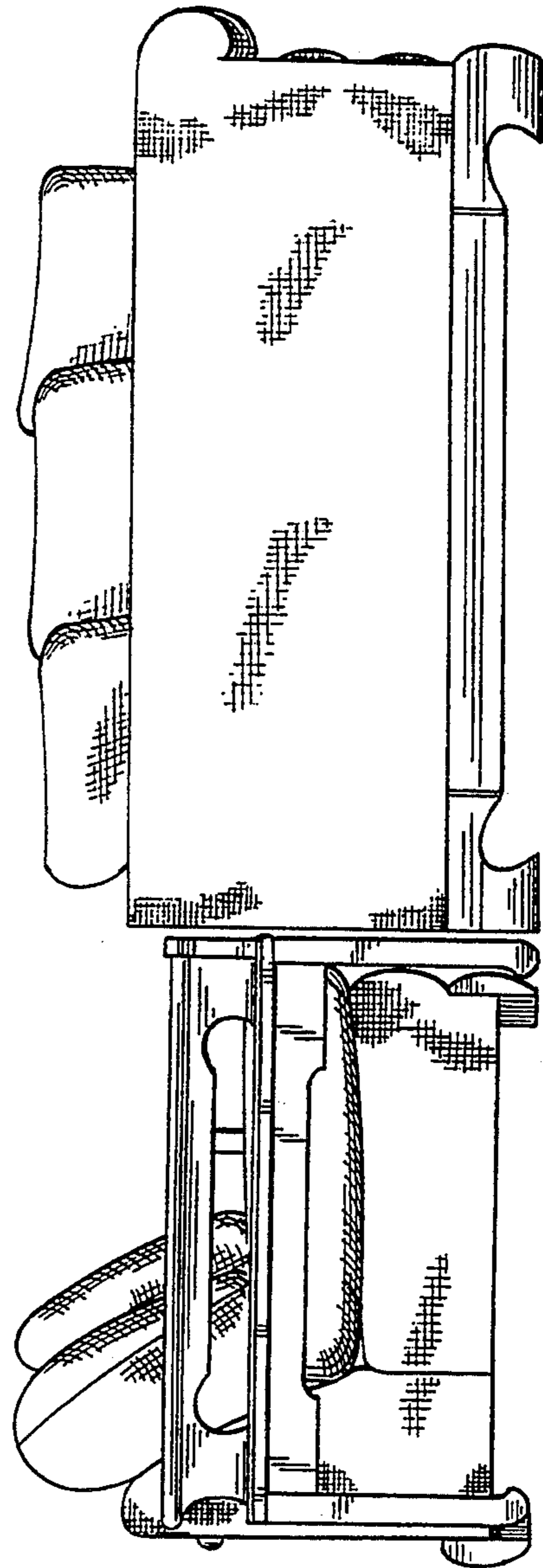


Fig. 3



*Fig. 4*



*Fig. 5*




Fig. 6