



US00D354620S

United States Patent [19]

[11] Patent Number: **Des. 354,620**

King et al.

[45] Date of Patent: **** Jan. 24, 1995**

[54] **PAGER HOLSTER**

D. 348,355 7/1994 Scheid et al. D3/218
D. 348,981 7/1994 Dill D3/218

[75] Inventors: **Jeffrey S. King**, Boynton Beach;
Randall S. Pennington, Palm City;
Gerald M. Oliver, West Palm Beach,
all of Fla.

Primary Examiner—A. Hugo Word
Assistant Examiner—Catherine R. Oliver
Attorney, Agent, or Firm—Gregg E. Rasor; John H. Moore

[73] Assignee: **Motorola, Inc.**, Schaumburg, Ill.

[57] **CLAIM**

[**] Term: **14 Years**

The ornamental design for a pager holster, as shown and described.

[21] Appl. No.: **15,468**

DESCRIPTION

[22] Filed: **Nov. 18, 1993**

[52] U.S. Cl. **D3/218; D3/226**

[58] Field of Search **D3/215, 218, 219, 224, D3/226, 228, 321; 224/252, 253, 904, 913; 211/74, 75; 248/311.1, 311.2**


FIG. 1 is a front elevational view of a pager holster showing my new design;
FIG. 2 is a rear elevational view thereof;
FIG. 3 is a left side elevational view thereof;
FIG. 4 is a right side elevational view thereof;
FIG. 5 is a top plan view thereof;
FIG. 6 is a bottom rear view thereof; and,
FIG. 7 is a top, front and right side perspective view thereof.

[56] **References Cited**

U.S. PATENT DOCUMENTS

D. 329,749 9/1992 Scheid D3/218
D. 339,690 9/1993 Takahashi et al. D3/218
D. 345,053 3/1994 Gomez et al. D3/218
D. 346,275 4/1994 Hayasaka et al. D3/218

The broken line showing of environment in all views is for illustrative purposes only and forms no part of the claimed design.



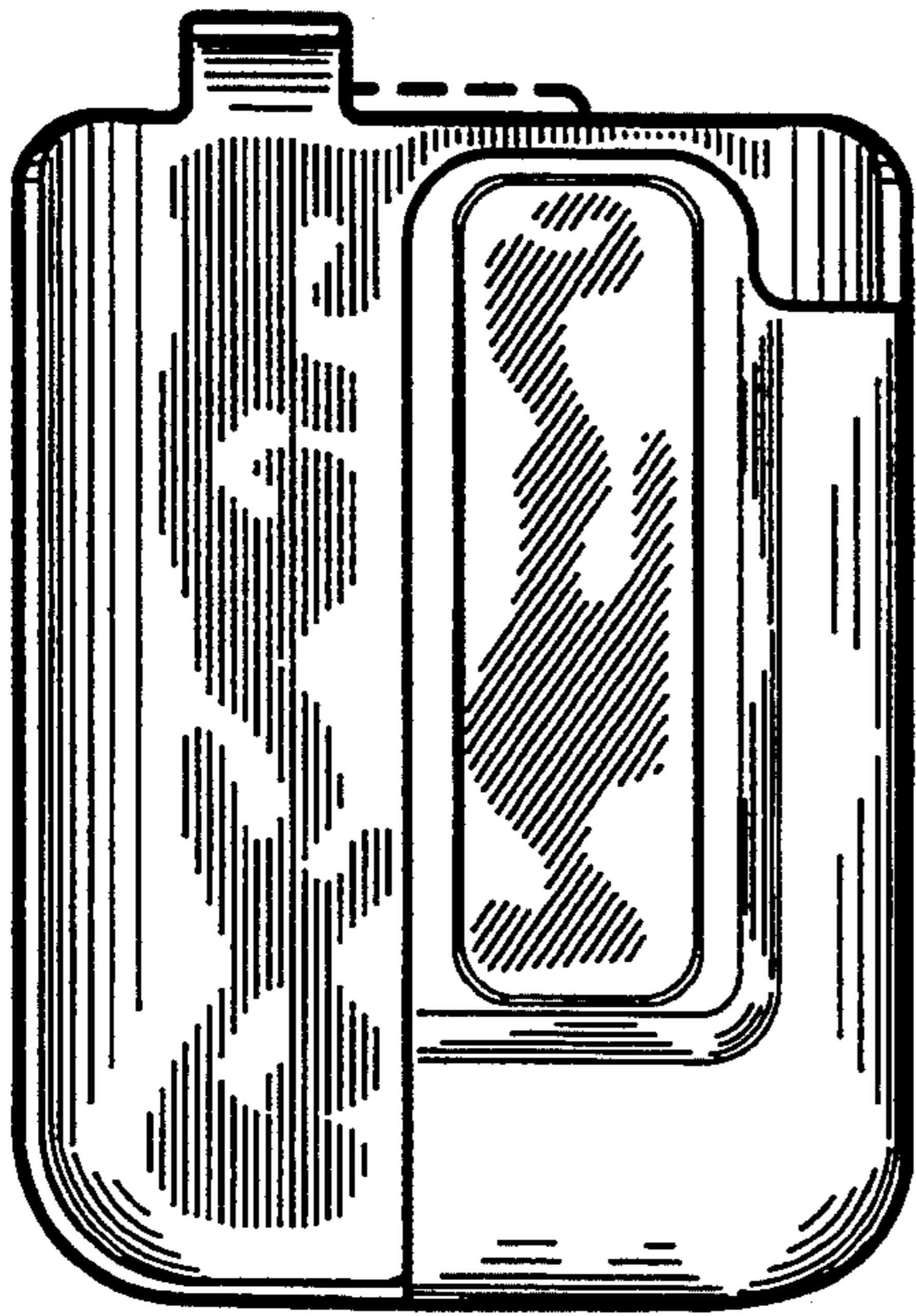


FIG. 1




FIG. 2



FIG. 4




FIG. 3

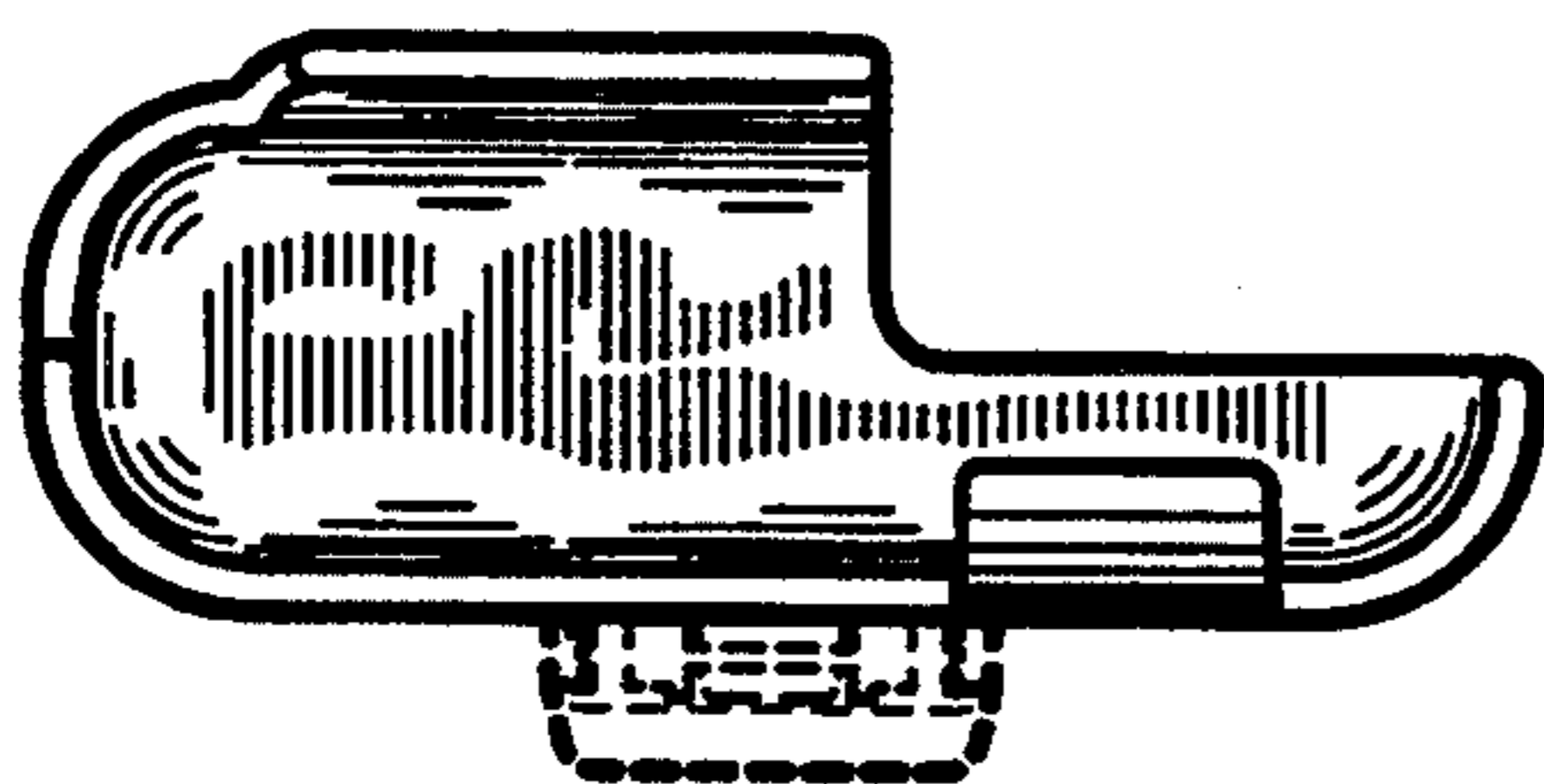


FIG. 5




FIG. 6




FIG. 7