



US00D354618S

United States Patent [19]

[11] Patent Number: **Des. 354,618**

Kittle et al.

[45] Date of Patent: **** Jan. 24, 1995**

[54] **SHOE UPPER**

[75] Inventors: **Christopher Kittle, Cohasset; Carrie A. Coley, Quincy, both of Mass.**

[73] Assignee: **Reebok International Ltd., Stoughton, Mass.**

[**] Term: **14 Years**

[21] Appl. No.: **23,312**

[22] Filed: **May 23, 1994**

| | | | |
|------------|---------|--------------------|--------|
| D. 334,277 | 3/1993 | Teague | D2/970 |
| D. 334,831 | 4/1993 | Worthington | D2/969 |
| D. 335,207 | 5/1993 | Lucas | D2/969 |
| D. 335,386 | 5/1993 | Greene | D2/970 |
| D. 342,603 | 12/1993 | Adams et al. | D2/969 |
| D. 342,823 | 1/1994 | Vestuti | D2/970 |
| D. 343,046 | 1/1994 | Feller et al. | D2/969 |
| D. 343,047 | 1/1994 | Tonkel | D2/969 |
| D. 343,503 | 1/1994 | Preskar | D2/970 |
| D. 344,405 | 2/1994 | Close | D2/969 |
| D. 345,047 | 3/1994 | DiSilvio | D2/969 |
| D. 345,459 | 3/1994 | Preskar | D2/969 |
| D. 347,107 | 5/1994 | Adams | D2/969 |
| D. 347,725 | 6/1994 | Brown et al. | D2/969 |

Related U.S. Application Data

[62] Division of Ser. No. 12,128, Aug. 23, 1993, Pat. No. D. 347,107.

[52] U.S. Cl. **D2/970**

[58] Field of Search **D2/896, 902, 907, 969, D2/970; 36/45, 83, 84, 89, 102-107, 112-114**

References Cited

U.S. PATENT DOCUMENTS

| | | | |
|------------|---------|-------------------|--------|
| D. 315,054 | 3/1991 | Hatfield . | |
| D. 319,723 | 9/1991 | Greene . | |
| D. 320,689 | 10/1991 | Smith . | |
| D. 324,939 | 3/1992 | Hatfield . | |
| D. 325,291 | 4/1992 | Hatfield . | |
| D. 326,953 | 6/1992 | Hatfield . | |
| D. 331,827 | 12/1992 | Coley et al. | D2/970 |
| D. 332,174 | 1/1993 | Earle | D2/969 |
| D. 332,343 | 1/1993 | Earle et al. | D2/969 |
| D. 333,906 | 3/1993 | Hatfield | D2/969 |

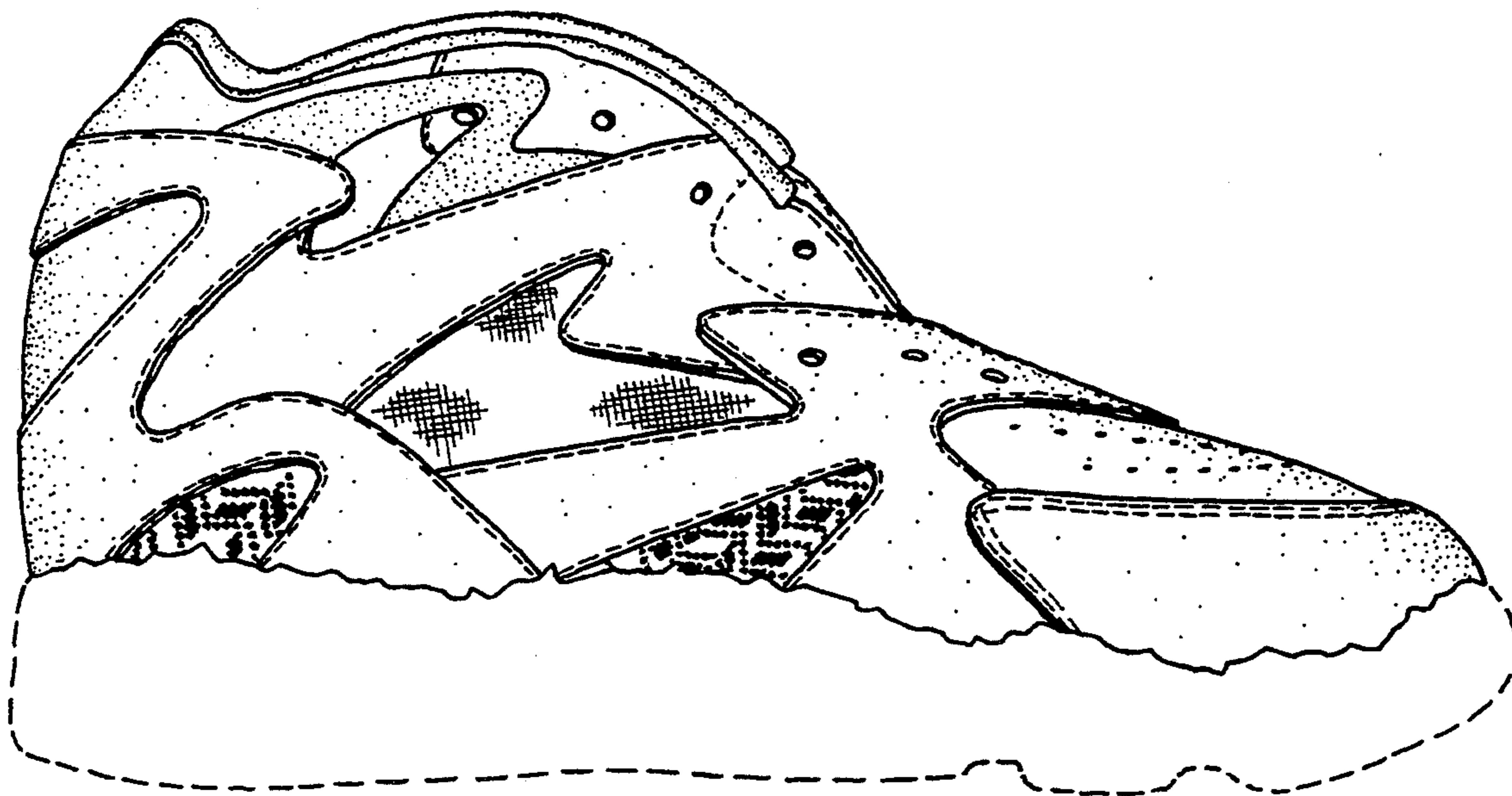
Primary Examiner—Louis S. Zarfes
Attorney, Agent, or Firm—Sterne, Kessler, Goldstein and Fox

[57] CLAIM

The ornamental design for a shoe upper, as shown and described.

DESCRIPTION

FIG. 1 is left side elevational view of a shoe upper showing our new design;
FIG. 2 is a right side elevational view thereof;
FIG. 3 is a top plan view thereof;
FIG. 4 is a front elevational view thereof; and,
FIG. 5 is a rear elevational view thereof.
The broken line showing of a shoe sole in the figures is environmental only and forms no part of the claimed design.



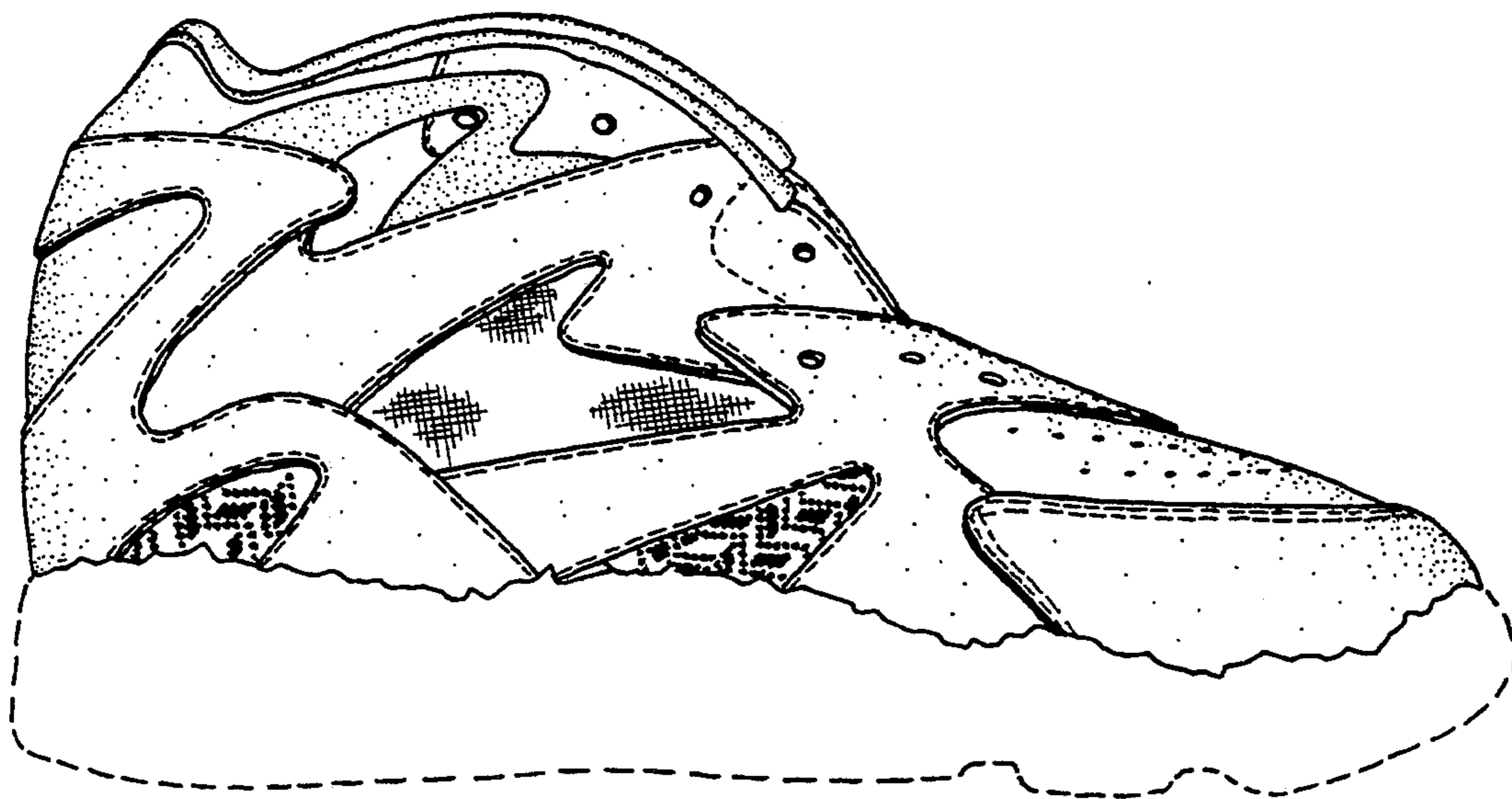


FIG. 1

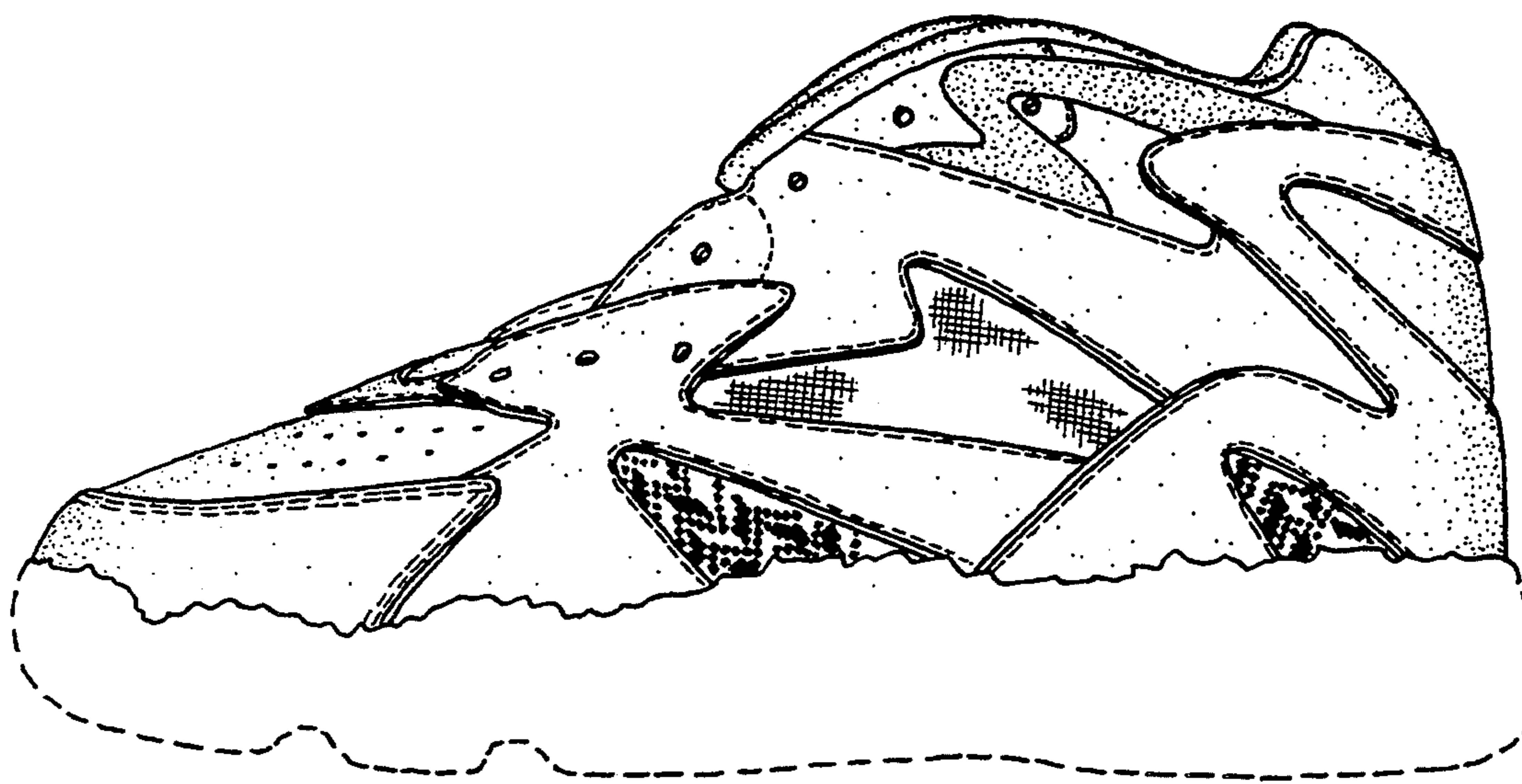


FIG. 2

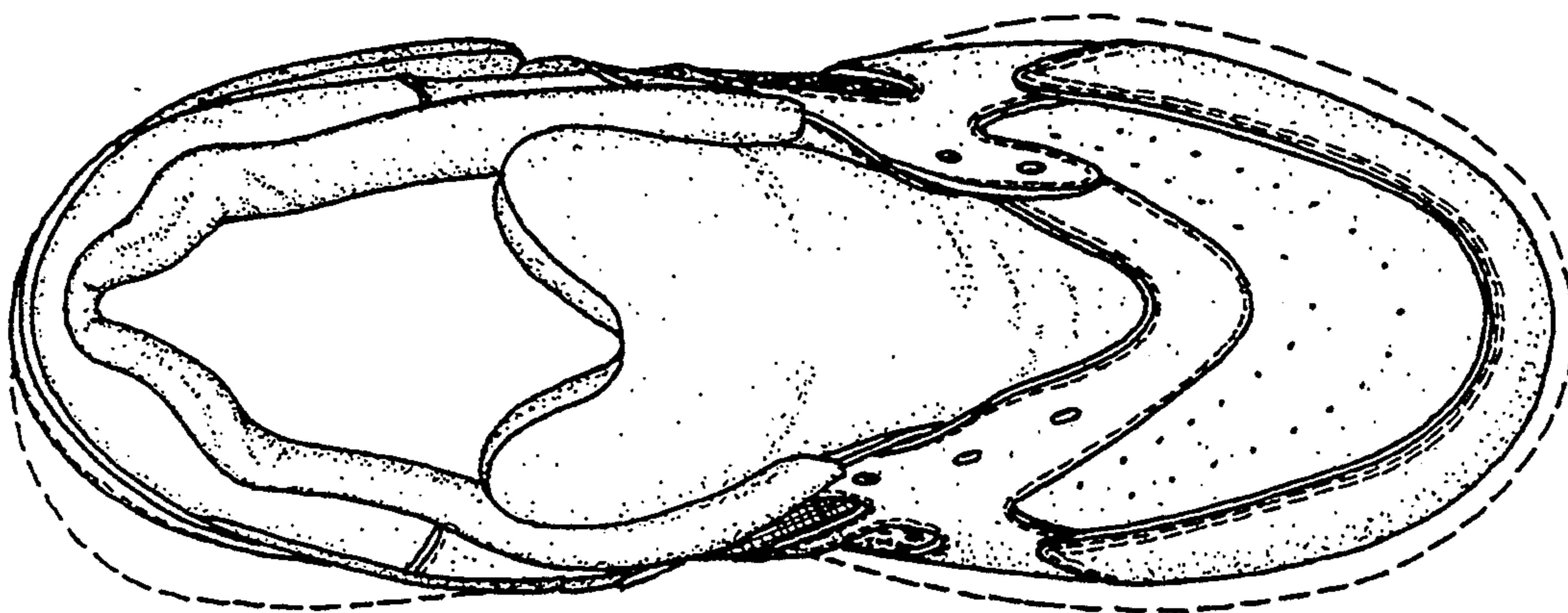


FIG. 3

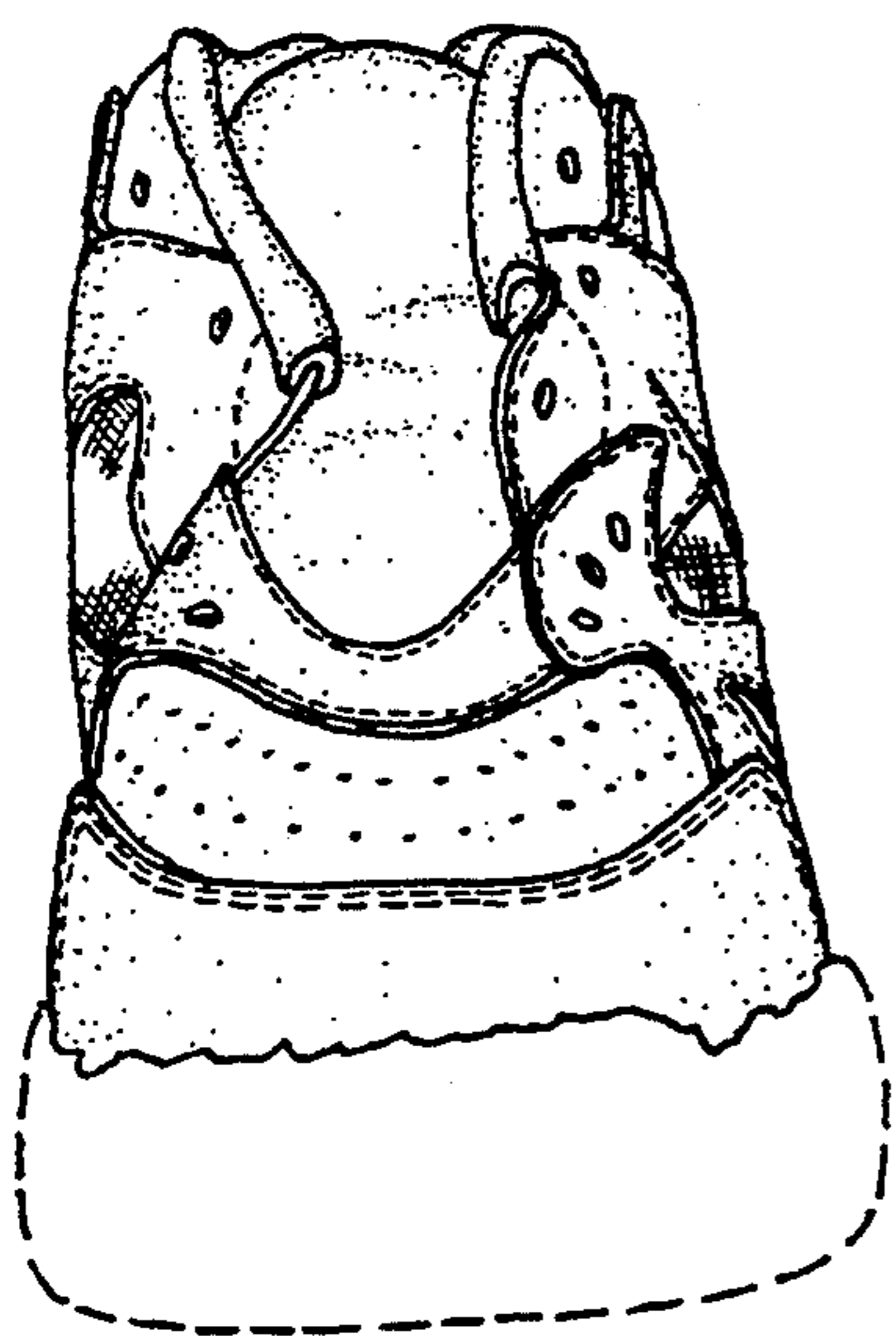


FIG. 4

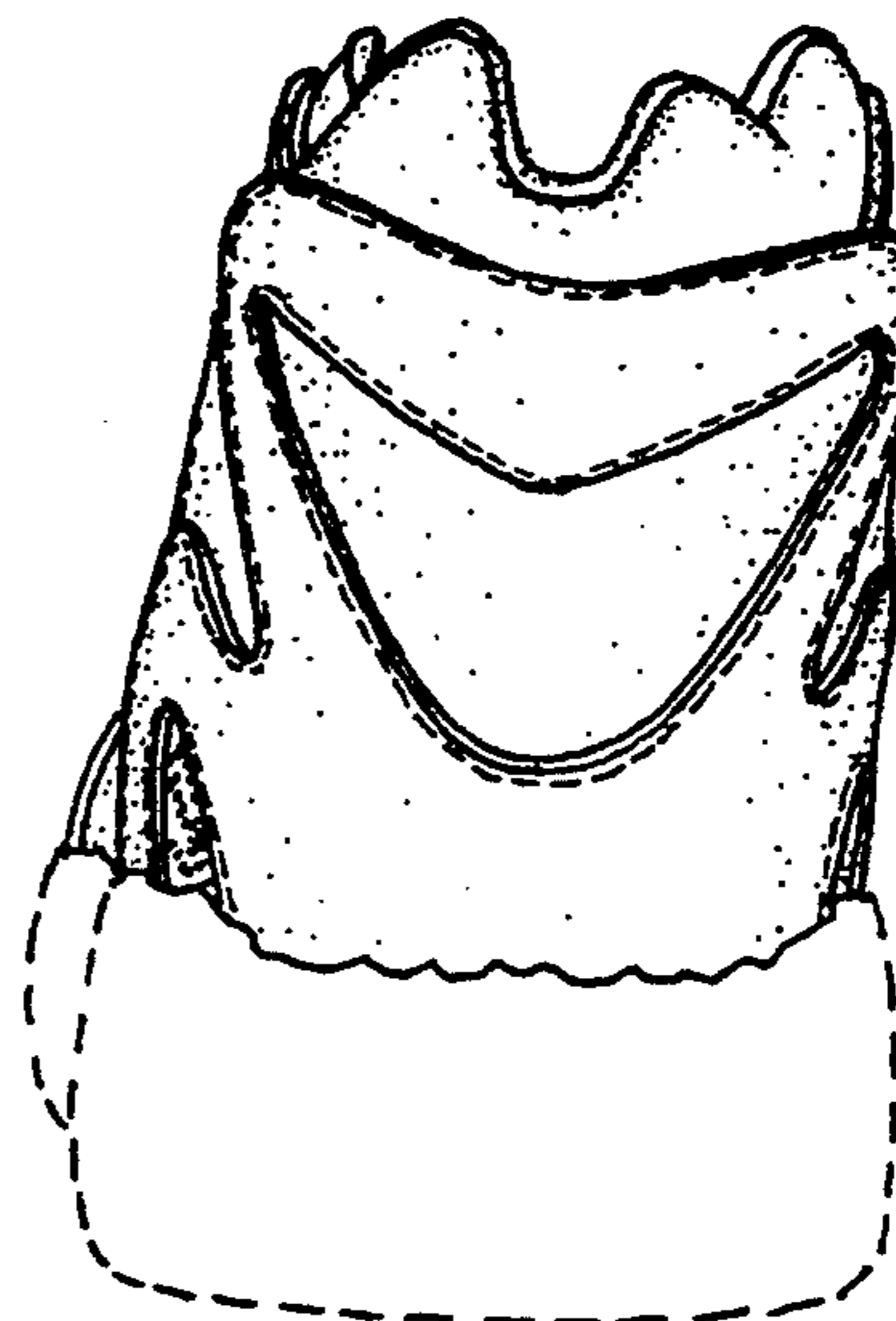


FIG. 5