



US00D354612S

United States Patent [19]

[11] Patent Number: **Des. 354,612**

Worden

[45] Date of Patent: **** Jan. 17, 1995**

[54] **COMBINED PARCEL, NEWSPAPER AND MAILBOX**

[76] Inventor: **Thomas C. Worden**, 4608 Wye Way
La. SW., Knoxville, Tenn. 37920

[**] Term: **14 Years**

[21] Appl. No.: **9,085**

[22] Filed: **Jun. 4, 1993**

[52] U.S. Cl. **D99/31**

[58] Field of Search **D99/29, 30, 31, 32;**
232/1 C, 17, 18, 19, 43.1, 39

[56] **References Cited**

U.S. PATENT DOCUMENTS

D. 254,635	4/1980	Earle .	
D. 324,444	3/1992	Cummings .	
2,194,900	3/1940	Helten .	
2,267,072	12/1941	Beggs .	
2,527,601	10/1950	Turnidge .	
4,602,721	7/1986	Hicks .	
4,848,650	7/1989	Roberts, II .	
5,000,378	3/1991	Dorr et al.	232/17
5,071,063	12/1991	Overstreet	232/43.1
5,096,115	3/1992	Hassan	232/43.1
5,148,974	9/1992	Clapper	232/43.1
5,178,321	1/1993	Majewski	232/17


Primary Examiner—Alan P. Douglas
Assistant Examiner—Jeffrey H. Musgrove
Attorney, Agent, or Firm—Pitts and Brittain

[57] **CLAIM**

The ornamental design for a combined parcel, newspaper and mailbox, as shown and described.

DESCRIPTION

FIG. 1 is a perspective view of a combined parcel, newspaper and mailbox showing my new design; FIG. 2 is a front elevation view thereof; FIG. 3 is a rear elevation view thereof; FIG. 4 is a right side elevation view thereof; FIG. 5 is a top plan view thereof; FIG. 6 is a left side elevation view thereof; FIG. 7 is a bottom plan view thereof; FIG. 8 is a perspective view of an alternate embodiment of a mail, newspaper, and parcel delivery system showing my new design; FIG. 9 is a front elevation view thereof; FIG. 10 is a rear elevation view thereof; FIG. 11 is a right side elevation view thereof; FIG. 12 is a top plan view thereof; FIG. 13 is a left side elevation view thereof; and, FIG. 14 is a bottom plan view thereof.






FIG. 1

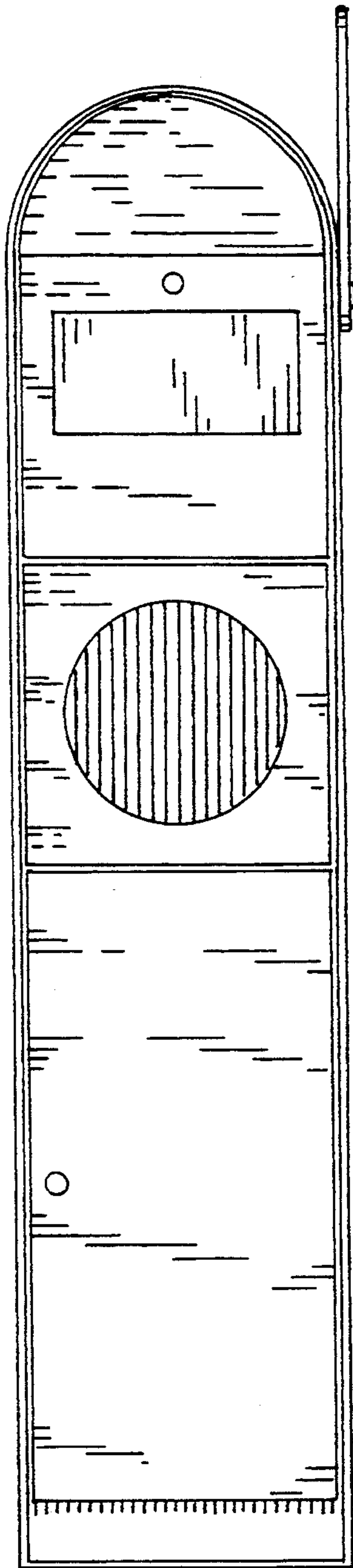


FIG. 2

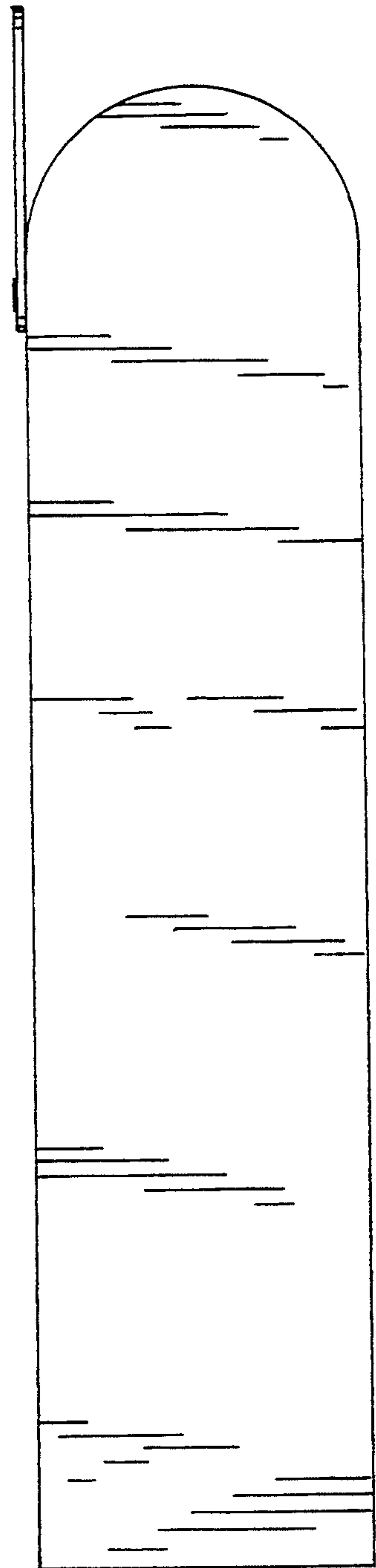


FIG. 3




FIG. 4




FIG. 5




FIG. 6

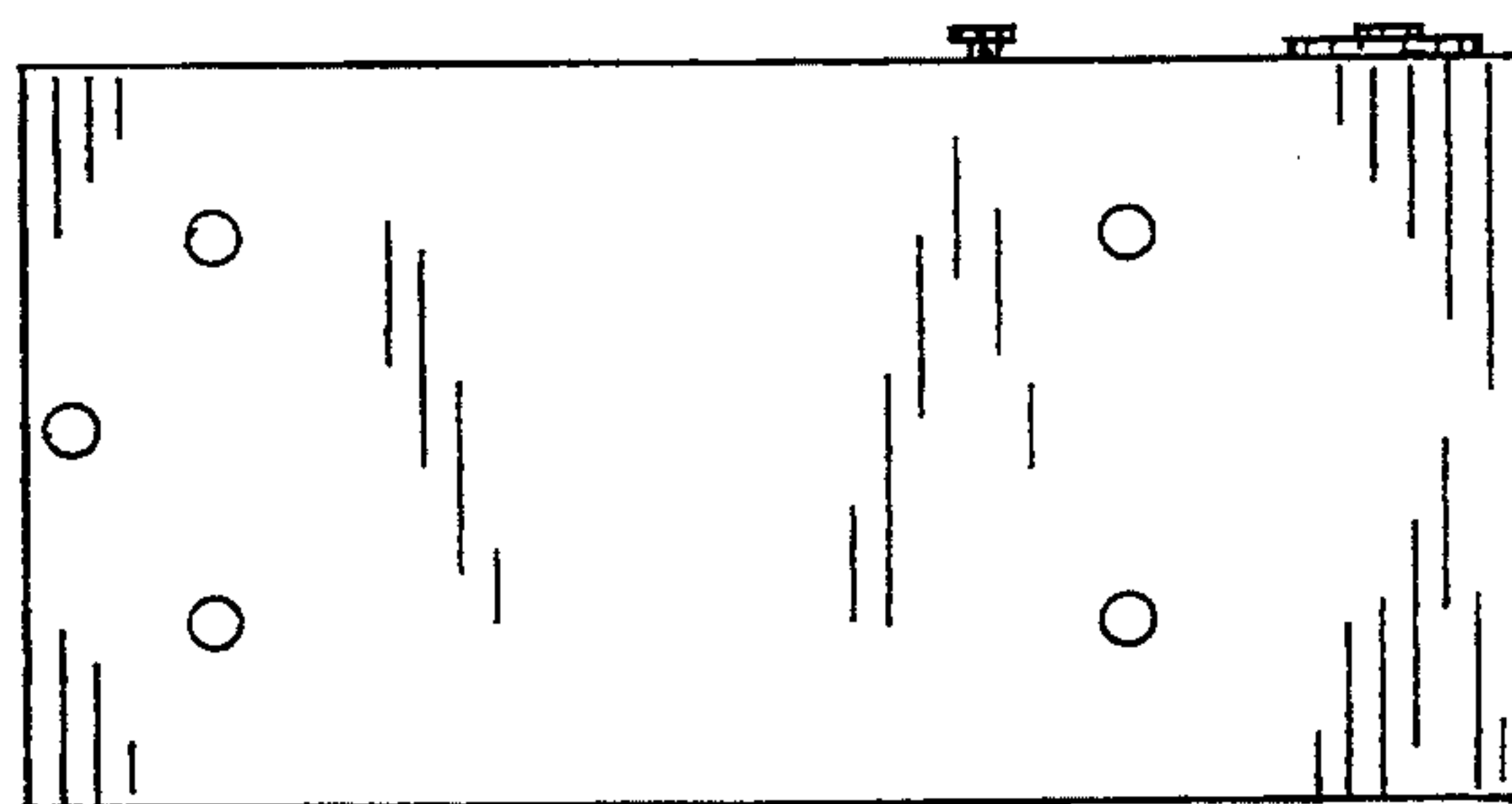


FIG. 7




FIG. 8

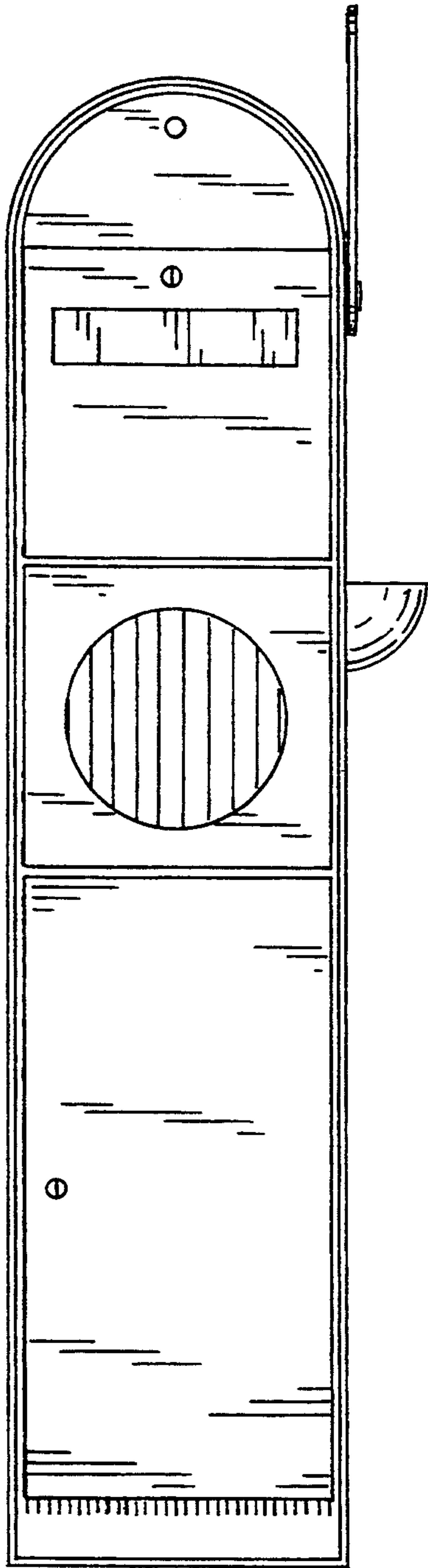


FIG. 9

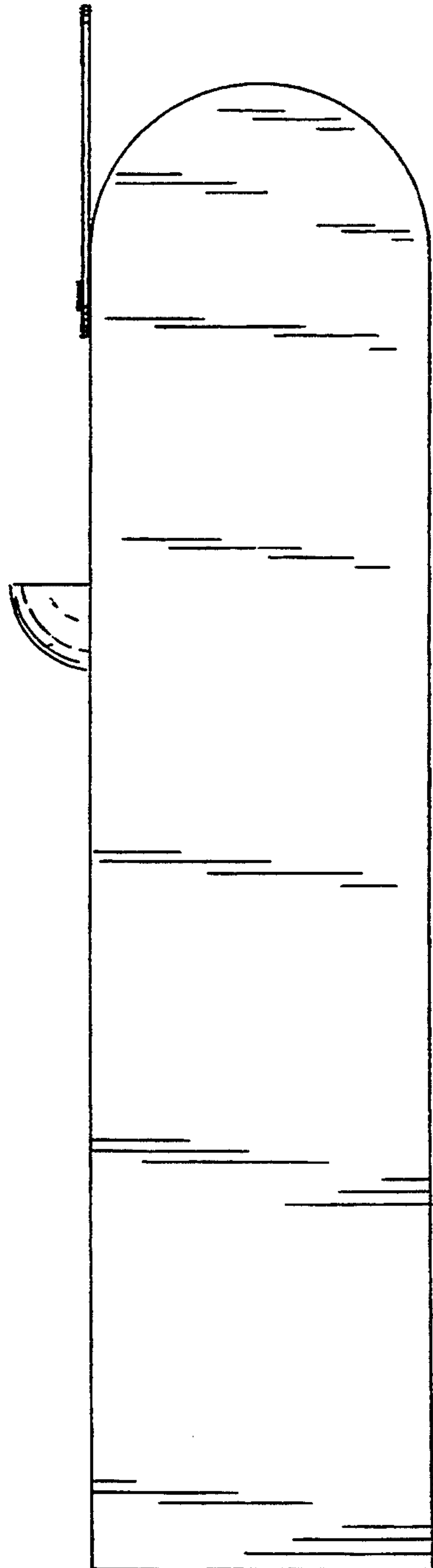


FIG. 10




FIG. 11

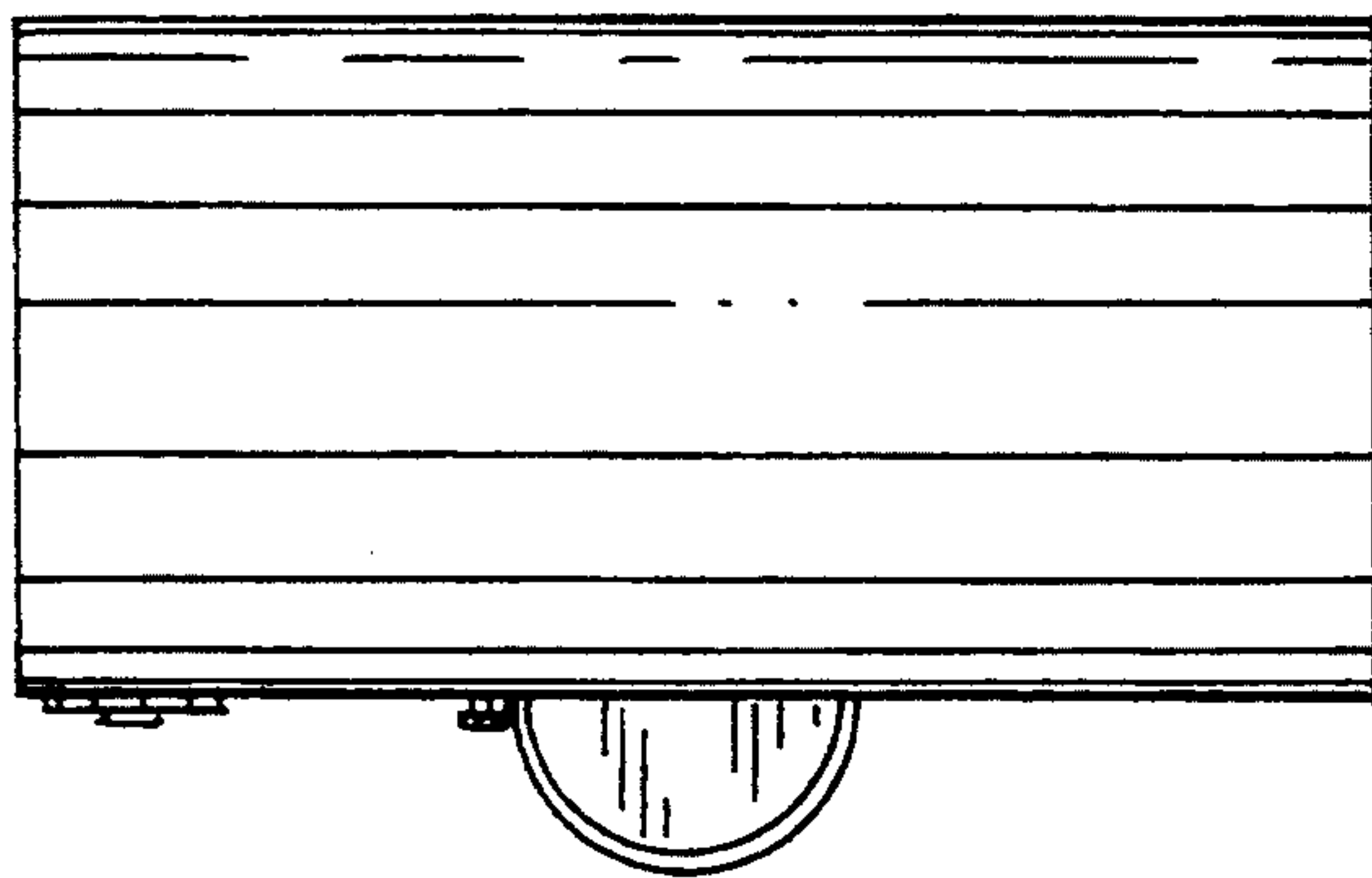


FIG. 12




FIG. 13

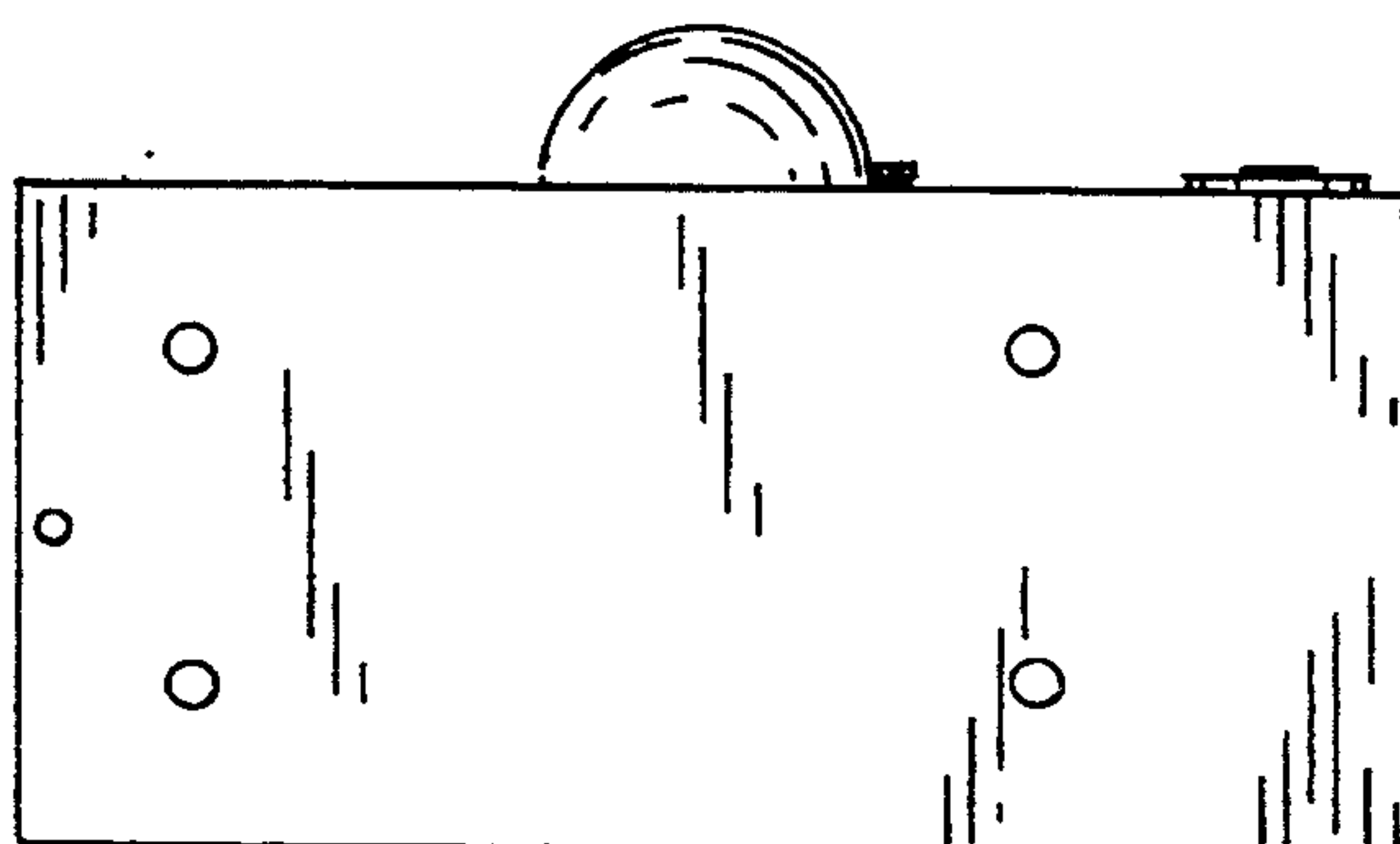


FIG. 14