



US00D354587S

United States Patent [19]

[11] Patent Number: **Des. 354,587**

Bush, Sr.

[45] Date of Patent: **** Jan. 17, 1995**

[54] **BACK SCRUBBER**

4,699,127 10/1987 Schley 128/62 R
4,890,352 1/1990 Stowers et al. 15/244.1

[76] Inventor: **George M. Bush, Sr.**, 1341 Cinder La., Kissimmee, Fla. 34744

Primary Examiner—Wallace R. Burke
Assistant Examiner—Lavone D. Tabor
Attorney, Agent, or Firm—Hugh E. Smith

[**] Term: **14 Years**

[21] Appl. No.: **930,294**

[57] **CLAIM**

[22] Filed: **Aug. 17, 1992**

The ornamental design for a back scrubber, as shown and described.

[52] U.S. Cl. **D28/63**

[58] Field of Search D4/137, 199; D28/63, D28/99; D32/40; 15/110, 160, 244.1, 244.4; 4/604-606; 128/62 R, 65

DESCRIPTION

[56] **References Cited**

U.S. PATENT DOCUMENTS

D. 294,304	2/1988	Epps	D28/63
D. 320,674	10/1991	Pinkston	D28/63
1,954,940	4/1934	Mikel	D32/40
4,336,623	6/1982	Lin	4/606 X

FIG. 1 is a front elevational view of the back scrubber showing my new design;
FIG. 2 is a rear elevational view thereof;
FIG. 3 is a left side elevational view thereof;
FIG. 4 is a right side elevational view thereof;
FIG. 5 is a top plan view thereof;
FIG. 6 is a bottom plan view thereof; and,
FIG. 7 is an isometric view thereof.

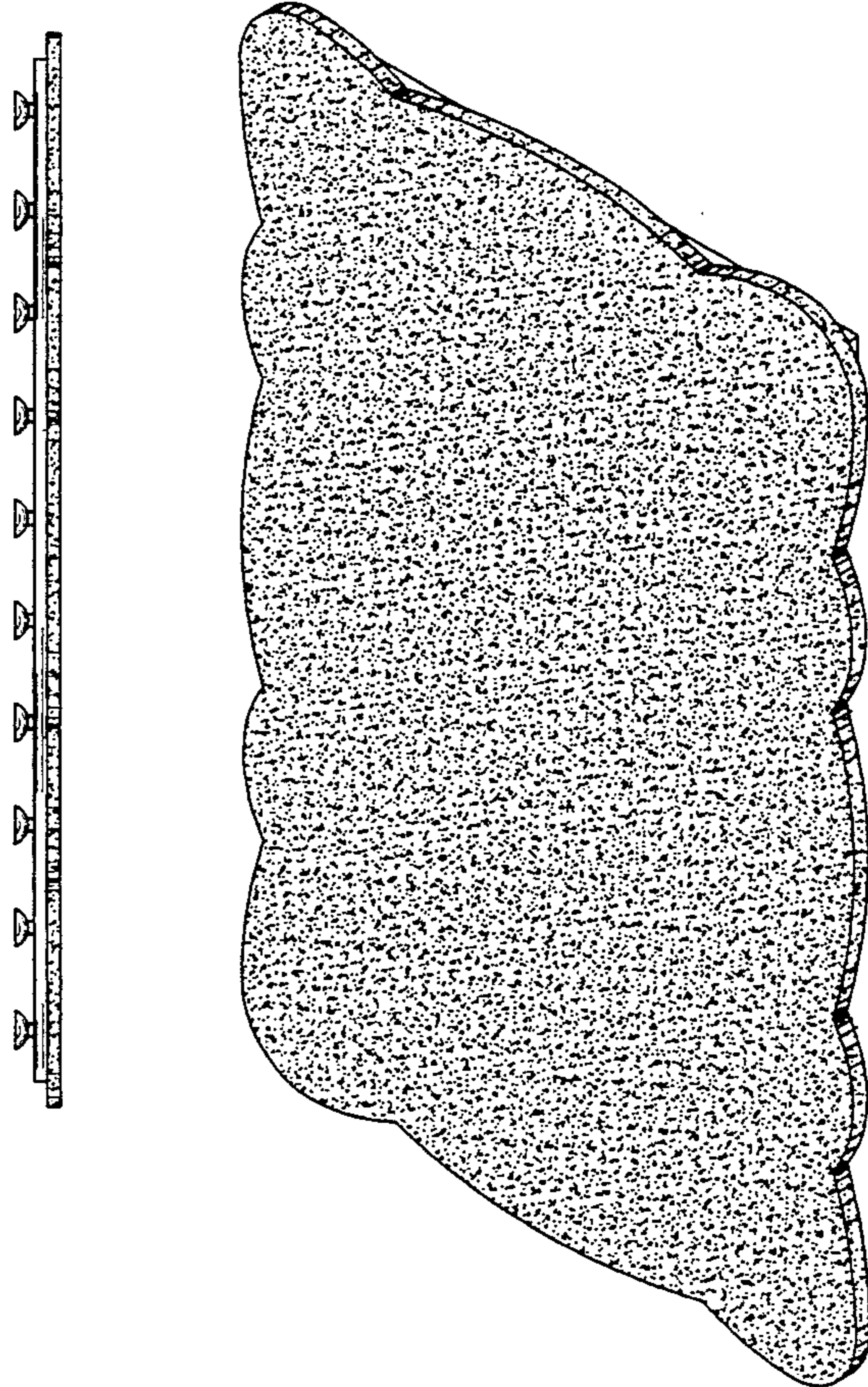
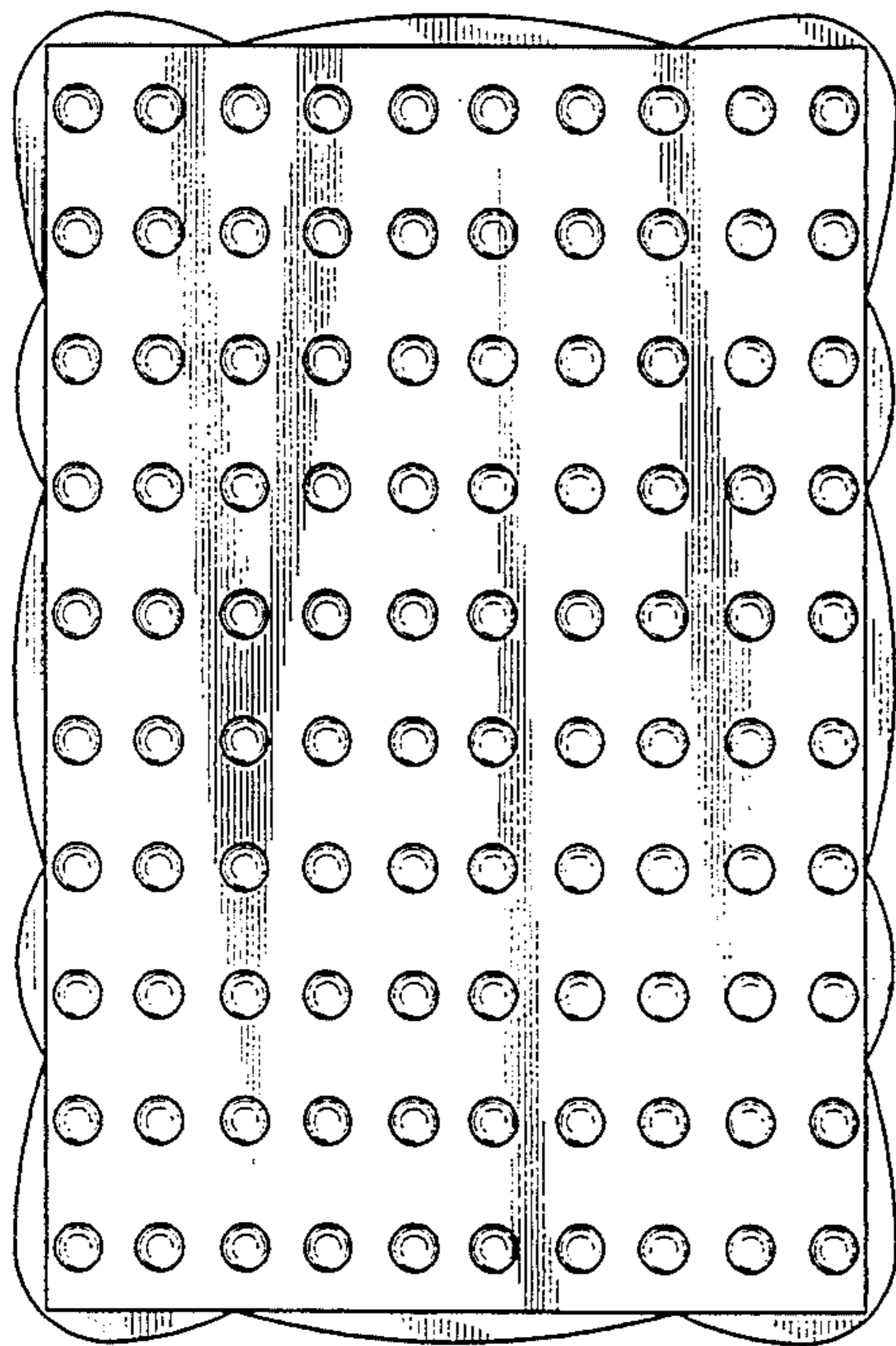


FIG. 1




FIG. 2

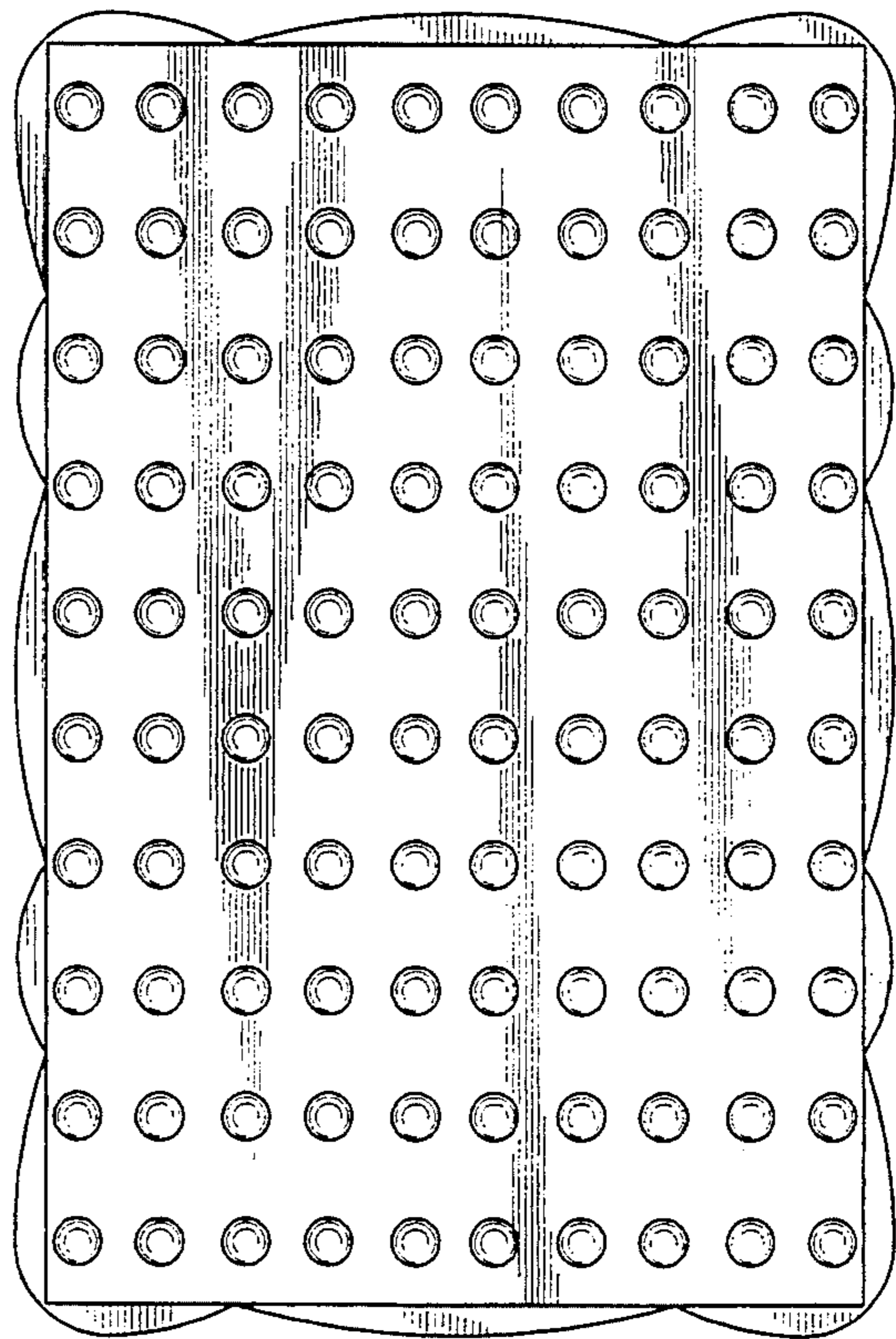


FIG. 3



FIG. 4



FIG. 5



FIG. 6



FIG. 7

