



US00D354519S

United States Patent [19]

[11] Patent Number: **Des. 354,519**

Wagner

[45] Date of Patent: **** Jan. 17, 1995**

[54] **GOLF PENCIL HOLDER**

2,987,192 6/1961 Metzler et al. 211/69.9 X

[76] Inventor: **Frederick D. Wagner**, 151 Eileen Dr., Pittsburgh, Pa. 15214

FOREIGN PATENT DOCUMENTS

303599 12/1932 Italy D6/ et al.

[**] Term: **14 Years**

Primary Examiner—Martie Thompson

[21] Appl. No.: **4,282**

[57] CLAIM

[22] Filed: **Feb. 1, 1993**

The ornamental design for a golf pencil holder, as shown and described.

[52] U.S. Cl. **D19/85; D19/81; D6/467**

DESCRIPTION

[58] Field of Search D19/35, 36, 65, 81-85, D19/99, 100; D6/466, 467, 469-471, 476, 300; 206/214, 224, 371; 211/69.1-69.9, 69

FIG. 1 is a perspective view of a golf pencil holder showing my new design; FIG. 2 is a front elevation view thereof; FIG. 3 is a rear elevation view thereof; FIG. 4 is a top plan view thereof; FIG. 5 is a right side elevation view thereof; and, FIG. 6 is a front elevation view of a second embodiment of my new design of FIG. 1, all other views thereof corresponding to FIGS. 2 through 5.

[56] References Cited

U.S. PATENT DOCUMENTS

D. 282,355	1/1986	Hartzell	D6/300	X
D. 312,923	12/1990	Bleazard	D6/300	
D. 330,045	10/1992	Dietterich et al.	D19/75	X
D. 332,187	1/1993	Stravitz	D6/467	X
710,293	9/1902	McClung	211/69.9	
1,446,741	2/1923	Faber	211/69.9	X
1,904,067	4/1933	McGehee	211/69.9	X

The golf pencils depicted by means of broken lines in FIG. 1 have been shown for illustrative purposes only and form no part of the claimed design.

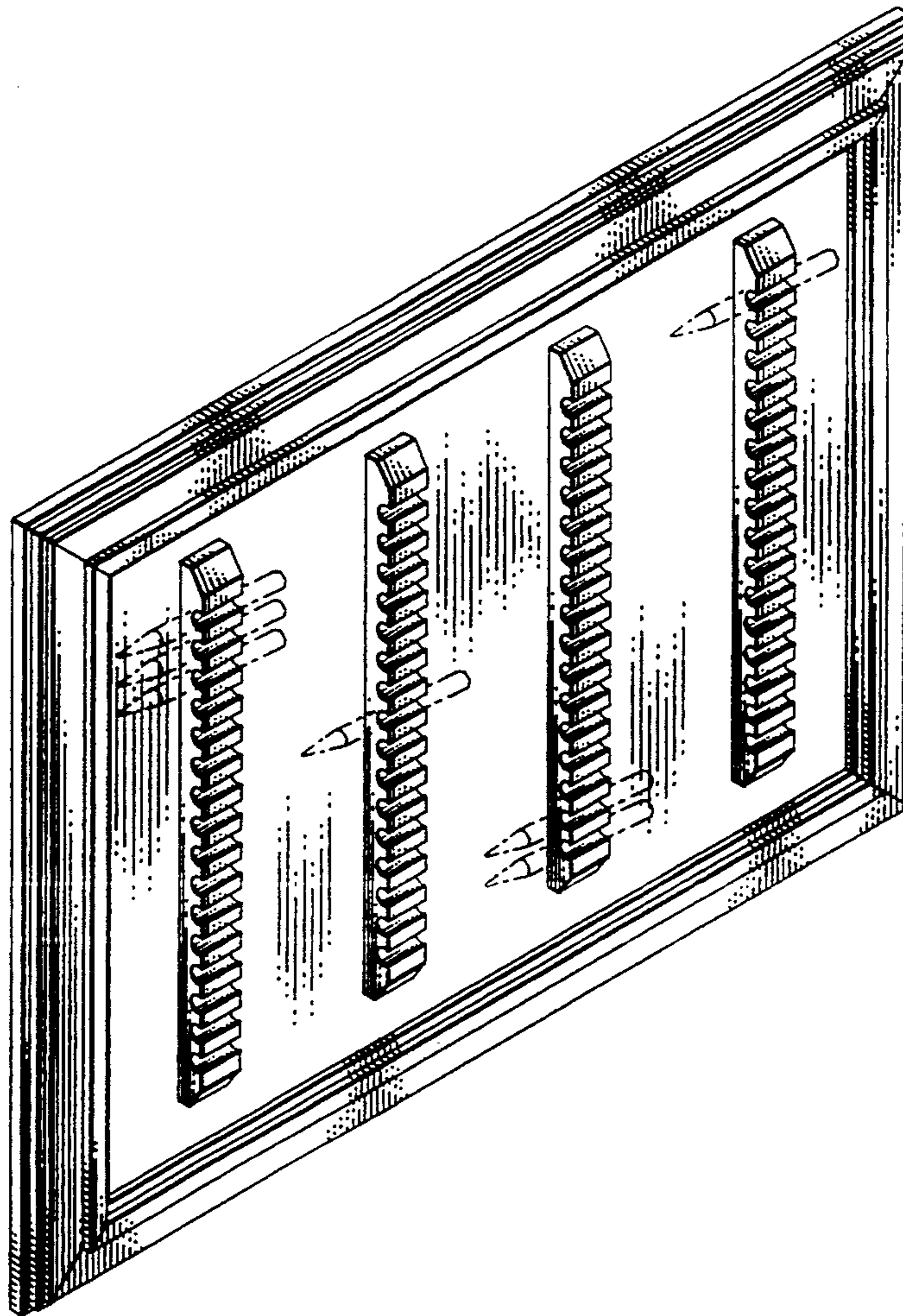


FIG. 1

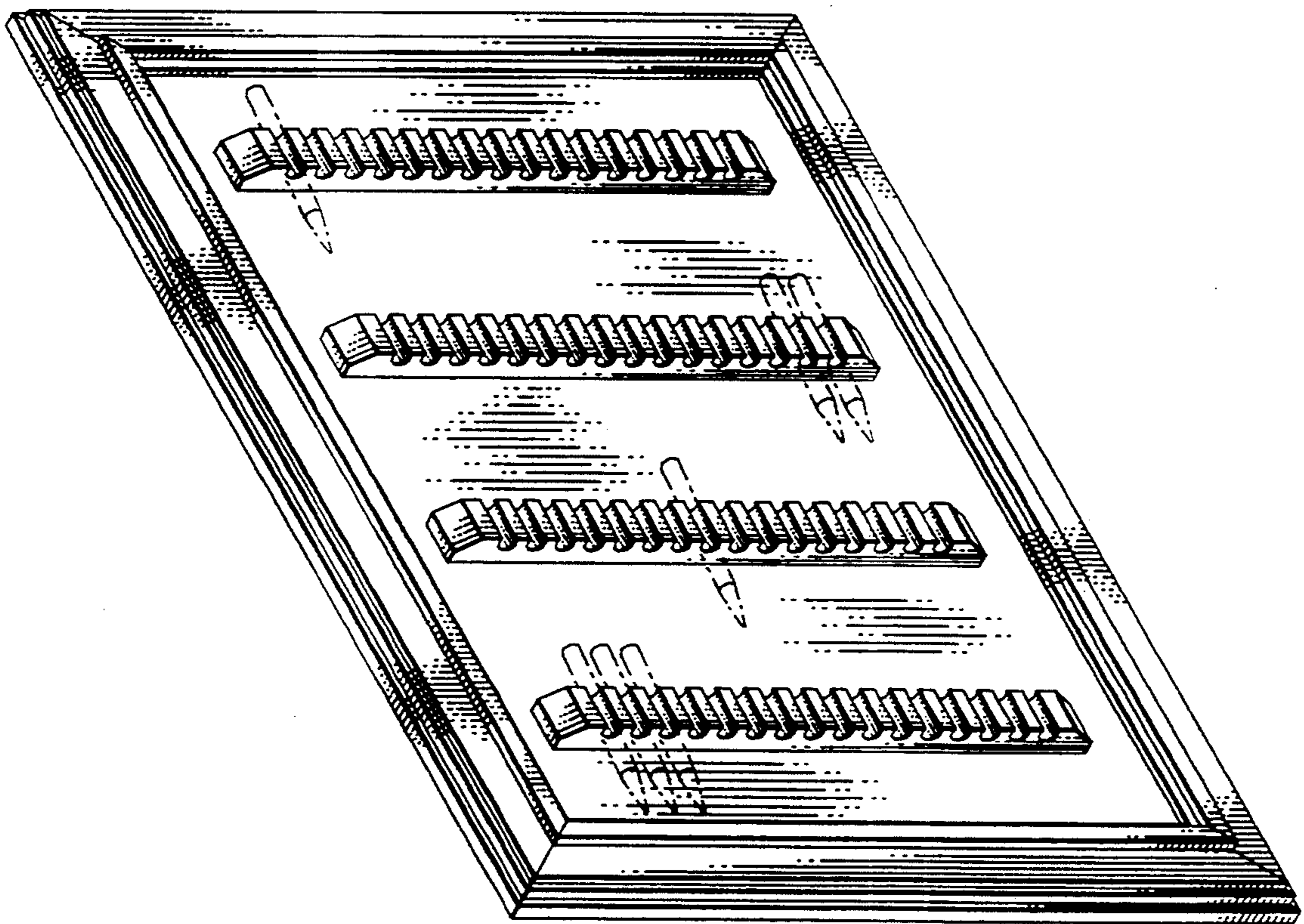


FIG. 4



FIG. 2

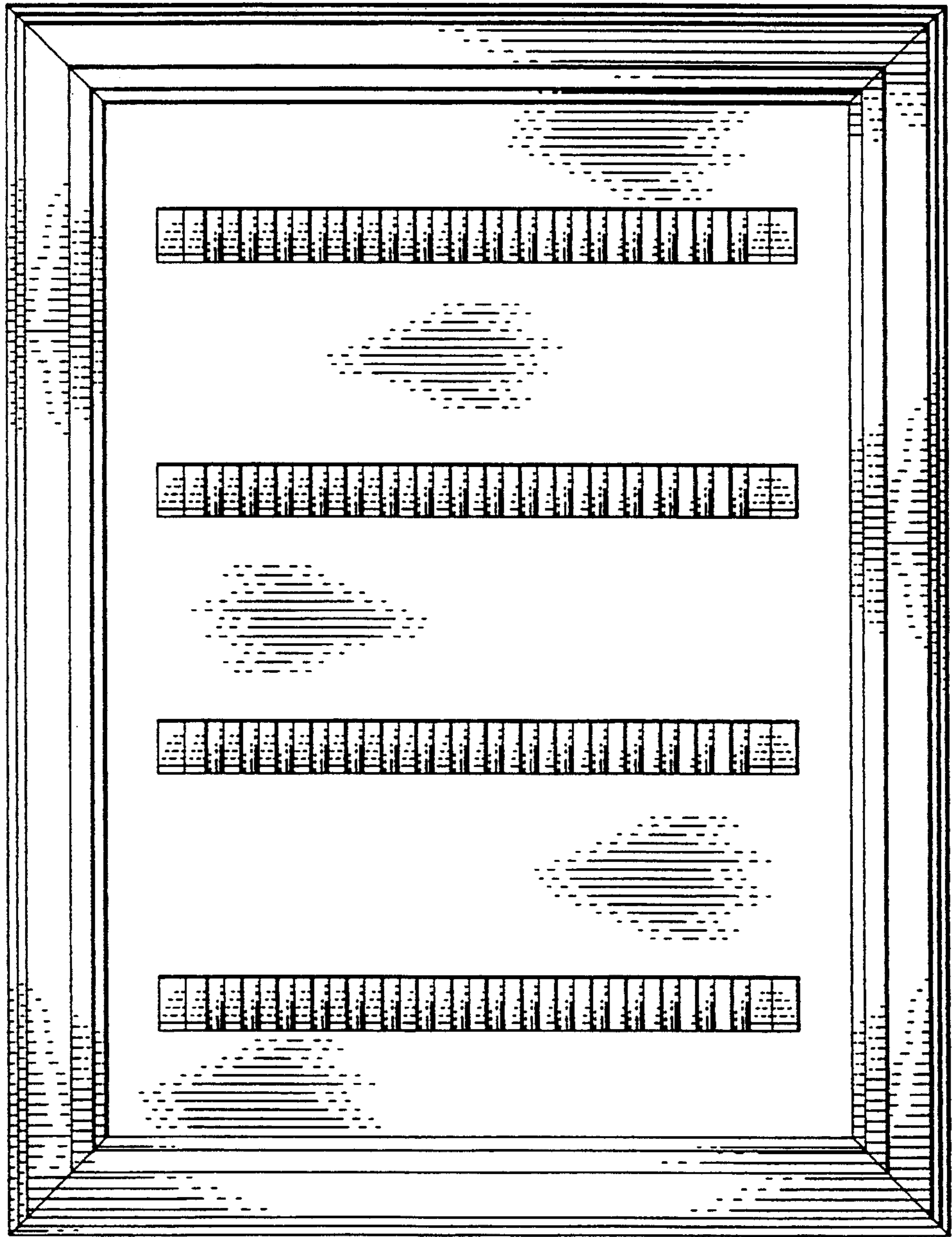


FIG. 5

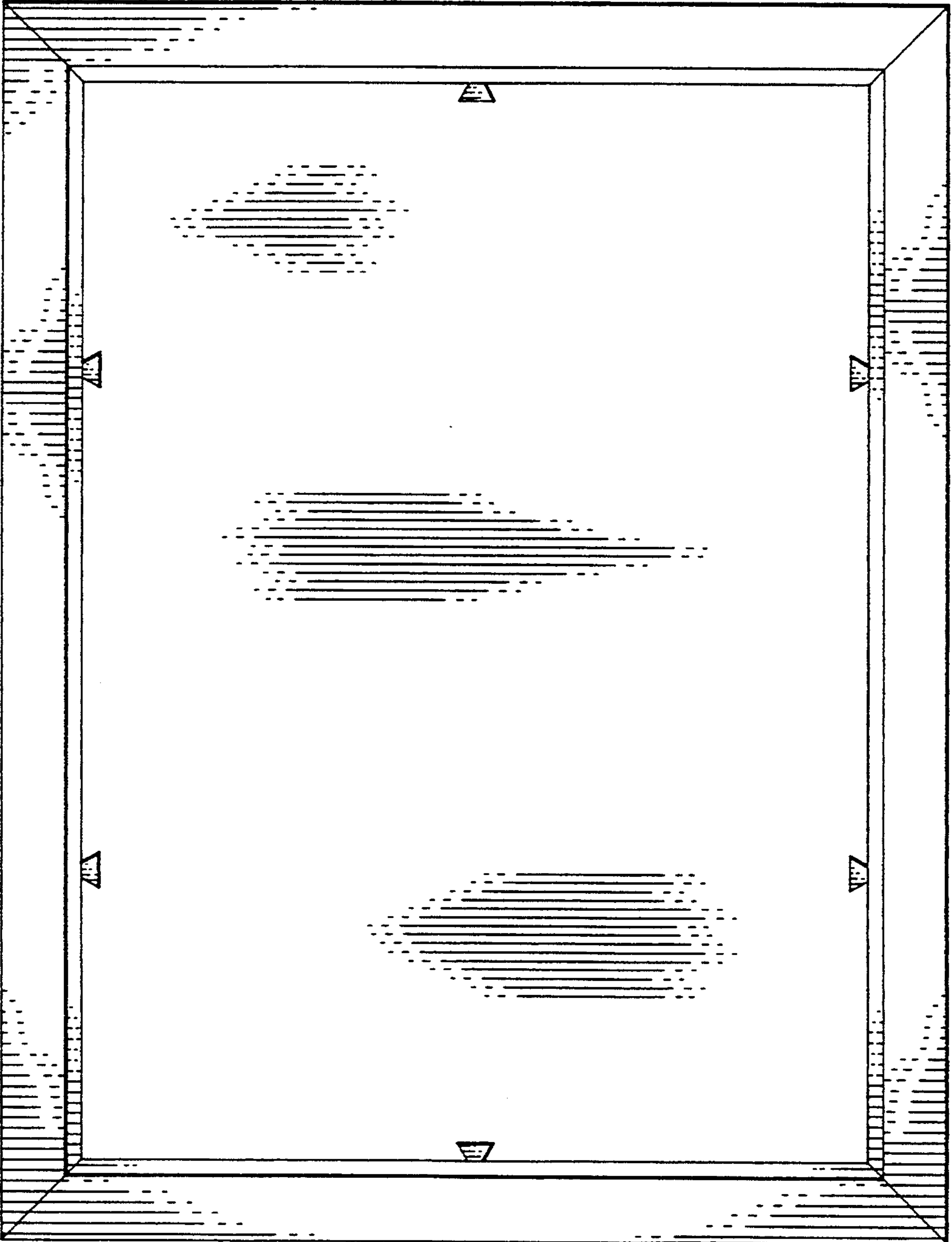



FIG. 3

FIG. 6

