



US00D354502S

United States Patent [19]

[11] Patent Number: **Des. 354,502**

Mekari

[45] Date of Patent: **** Jan. 17, 1995**

- [54] **EYEGLOSS FRAME
ATTACHABLE/DETACHABLE GLASS
GUARD**
- [76] Inventor: **Alex K. Mekari**, 6318 Tunney Ave.,
Reseda, Calif. 91335
- [**] Term: **14 Years**
- [21] Appl. No.: **8,929**
- [22] Filed: **Jun. 1, 1993**
- [52] U.S. Cl. **D16/334; D16/341**
- [58] Field of Search **D16/102, 107, 112, 123,
D16/126, 128, 117; 2/452; 351/156, 157;
D29/8, 9**

5,007,727 4/1991 Kahaney 351/47

Primary Examiner—Bernard Ansher
Assistant Examiner—R. Barkai
Attorney, Agent, or Firm—Albert O. Cota

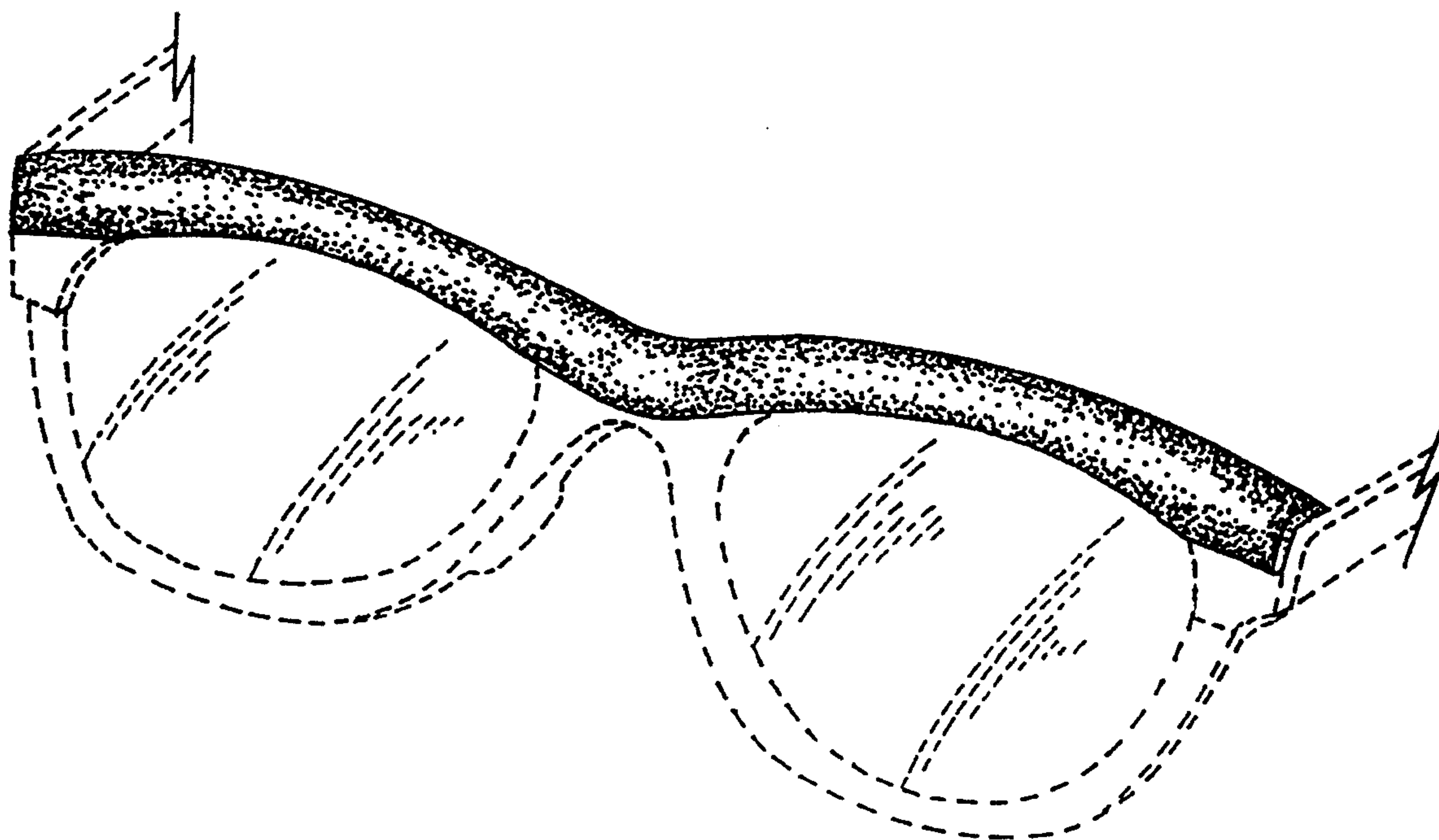
[57] CLAIM

The ornamental design of an eyeglass frame attachable/detachable glass guard, as shown and described.

DESCRIPTION

FIG. 1 is a perspective view of an eyeglass frame attachable/detachable glass guard showing my new design attached to the upper section of an eyeglass frame;
 FIG. 2 is a top plan view of the guard detached from the eyeglass frame;
 FIG. 3 is a bottom plan view of the guard detached from the eyeglass frame;
 FIG. 4 is a front elevational view of the guard detached from the eyeglass frame;
 FIG. 5 is a back elevational view of the guard detached from the eyeglass frame; and,
 FIG. 6 is a right side elevational view of a guard detached from the eyeglass frame, the left side elevational view being a mirror image thereof.

- [56] **References Cited**
- U.S. PATENT DOCUMENTS**
- D. 141,195 5/1945 Baratelli D16/112
- D. 300,226 3/1989 Ramp D16/102
- D. 331,587 12/1992 Jannard D16/123
- D. 334,390 3/1993 Conway D16/112
- D. 336,483 6/1993 Hatchiguian D16/123
- 4,919,530 4/1990 Hyman 351/124
- 4,934,807 6/1990 Bolle 351/44



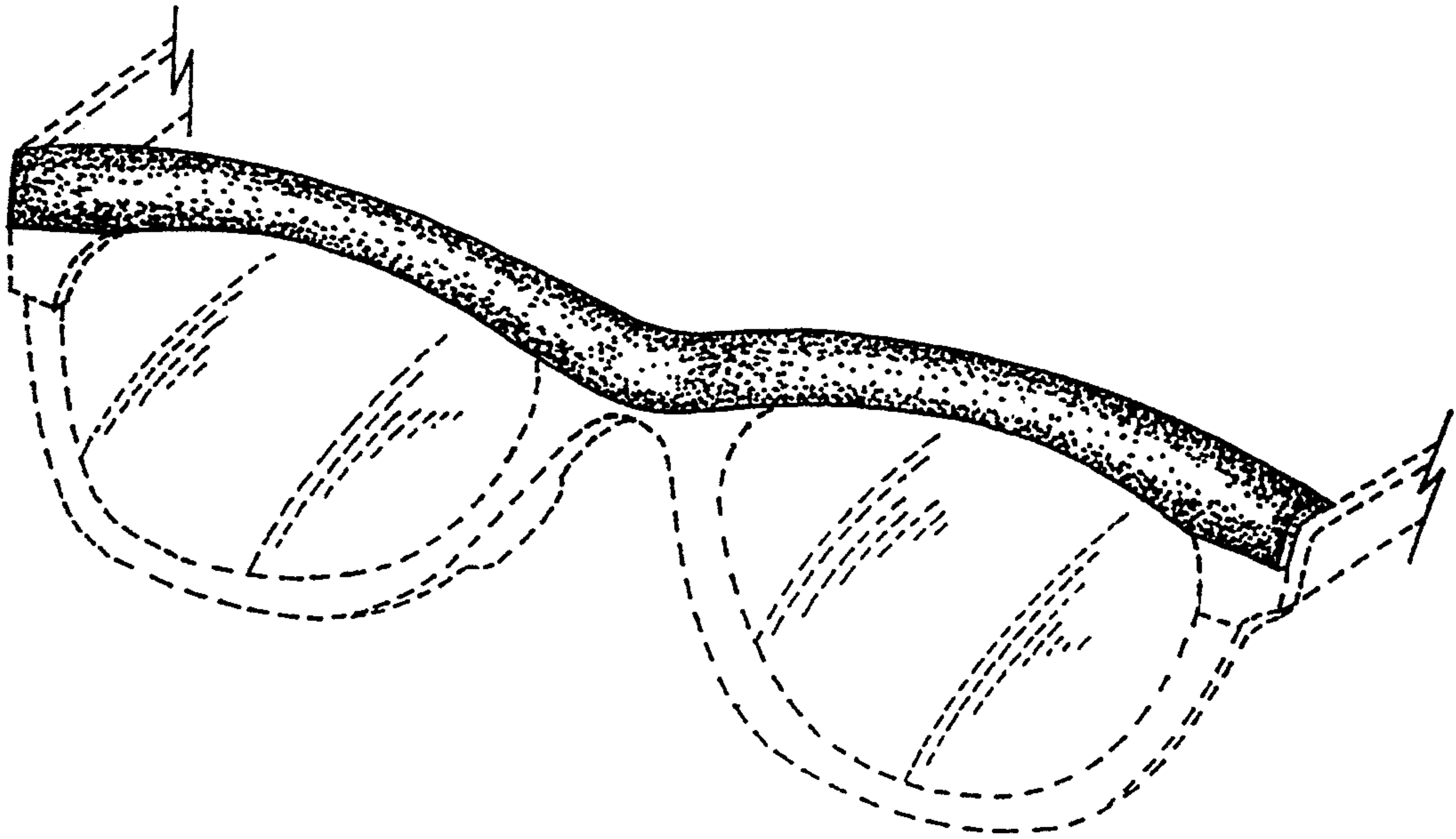


Fig. 1.




Fig. 2.

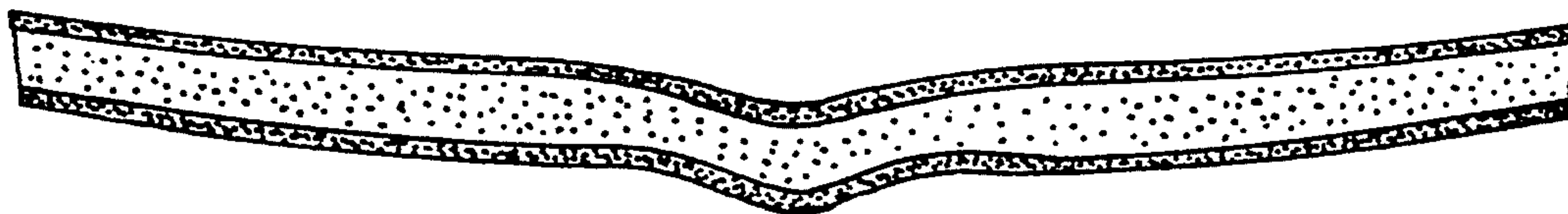


Fig. 3.

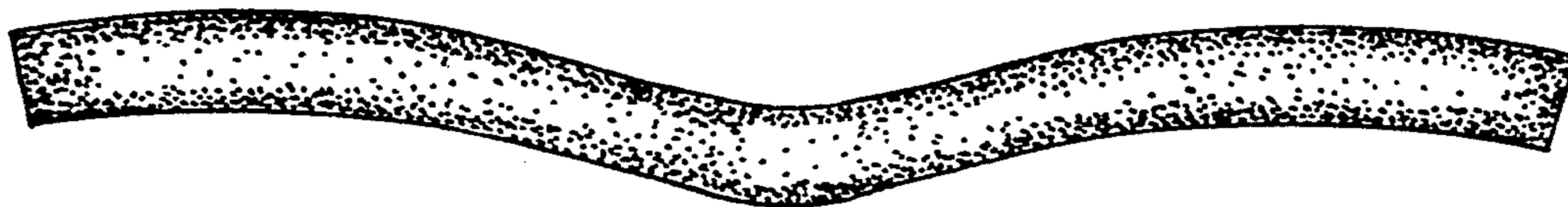


Fig. 4.



Fig. 5.



Fig. 6.