



US00D354454S

United States Patent [19]

[11] Patent Number: **Des. 354,454**

Vernon

[45] Date of Patent: **** Jan. 17, 1995**

[54] **DISPLAY HOLDER FOR CARDS**

[76] Inventor: **Frank J. Vernon**, 16 Powell Rd., Emerson, N.J. 07630

[**] Term: **14 Years**

[21] Appl. No.: **15,094**

[22] Filed: **Nov. 8, 1993**

[52] U.S. Cl. **D11/121; D11/118; D6/457**

[58] Field of Search **D11/117, 118, 120, 121; D6/449, 457; 40/124, 124.4, 124.1, 152, 152.1**

[56] **References Cited**

U.S. PATENT DOCUMENTS

- D. 167,627 9/1952 Hartman D11/118 X
- D. 199,464 10/1964 Riddle D11/118 X
- D. 313,772 1/1991 Beauregard D11/118
- D. 317,732 6/1991 Vernon D11/118 X

- D. 344,248 2/1994 Wiggins D11/118 X
- 3,987,566 10/1976 March D11/118 X

Primary Examiner—Bernard Ansher
Assistant Examiner—Dominic Simone
Attorney, Agent, or Firm—Eric A. LaMorte

[57] **CLAIM**

The ornamental design for a display holder for cards, as shown.

DESCRIPTION

FIG. 1 is a perspective view of a display holder for cards showing my new design; FIG. 2 is a top view thereof; FIG. 3 is a front plan view thereof; FIG. 4 is a right view thereof; FIG. 5 is a left view thereof; FIG. 6 is a rear view thereof; and, FIG. 7 is a bottom view thereof.




FIG-1




FIG-2




FIG-3




FIG-4

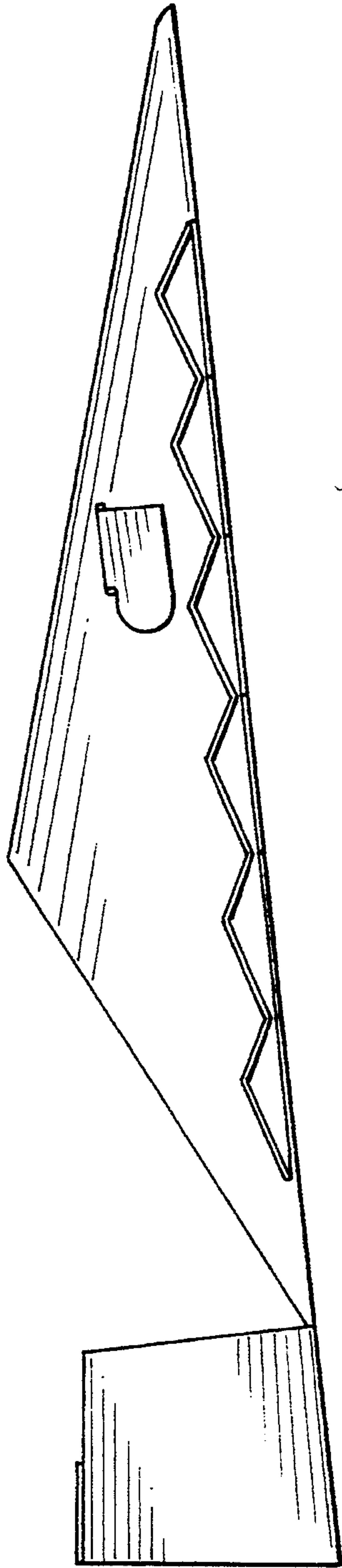


FIG-5

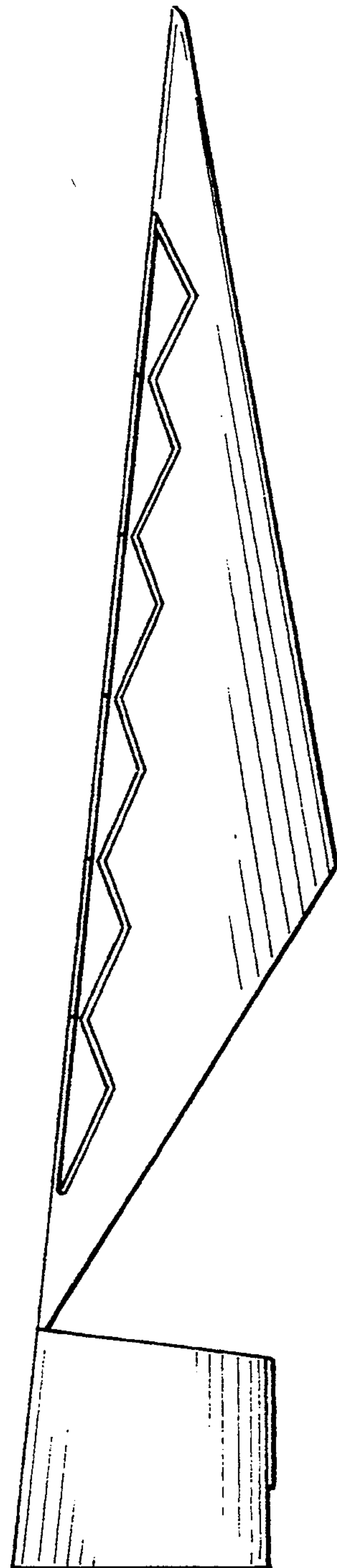


FIG-6

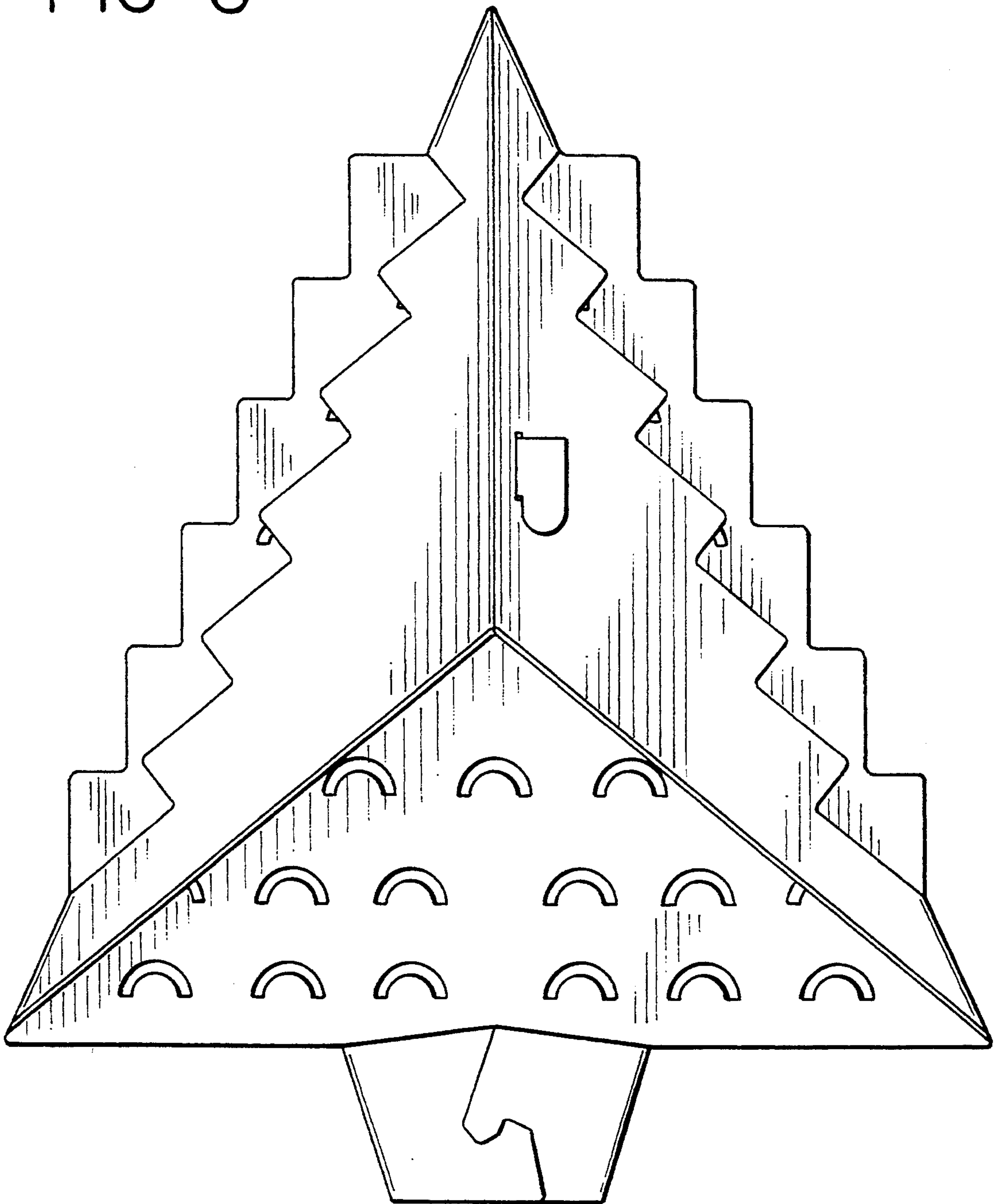


FIG-7

