



US00D354447S

United States Patent [19]

[11] Patent Number: **Des. 354,447**

Weirsman

[45] Date of Patent: **** Jan. 17, 1995**

[54] **POSTAL SCALE**

[75] Inventor: **William A. Weirsman, Orange, Conn.**

[73] Assignee: **Ascom Hasler Mailing Systems, Inc., Shelton, Conn.**

[**] Term: **14 Years**

[21] Appl. No.: **12,558**

[22] Filed: **Sep. 3, 1993**

[52] U.S. Cl. **D10/91**

[58] Field of Search **D10/91; 177/25.15, 261, 177/262, 238-243; 364/464.02, 464.03**

[56] **References Cited**

U.S. PATENT DOCUMENTS

D. 258,122	2/1981	Sinn .	
D. 260,376	8/1981	Lawing .	
D. 267,554	1/1983	Swinstead	D10/91 X
D. 273,568	4/1984	Woods et al. .	
D. 281,587	12/1985	Busse .	
D. 310,640	9/1990	Woods et al. .	
5,255,196	10/1993	Tran et al.	177/25.15 X
5,256,835	10/1993	Rydzak	177/25.15 X
5,307,281	4/1994	Wollmann	177/25.15 X

OTHER PUBLICATIONS

See attached Schedule A.

Primary Examiner—Alan P. Douglas
Assistant Examiner—Antoine D. Davis

Attorney, Agent, or Firm—Brumbaugh, Graves, Donohue & Raymond

[57] **CLAIM**

The ornamental design for a postal scale, as shown and described.

DESCRIPTION

FIG. 1 is a top, front and right side perspective view of one embodiment of a postal scale showing my new design;

FIG. 2 is a top plan view of the embodiment of FIG. 1;

FIG. 3 is a front elevational view of the embodiment of FIG. 1;

FIG. 4 is a left side elevational view of the embodiment of FIG. 1;

FIG. 5 is a right side elevational view of the embodiment of FIG. 1;

FIG. 6 is a rear elevational view of the embodiment of FIG. 1;

FIG. 7 is a top, front and right side perspective view of a second embodiment of a postal scale showing my new design;

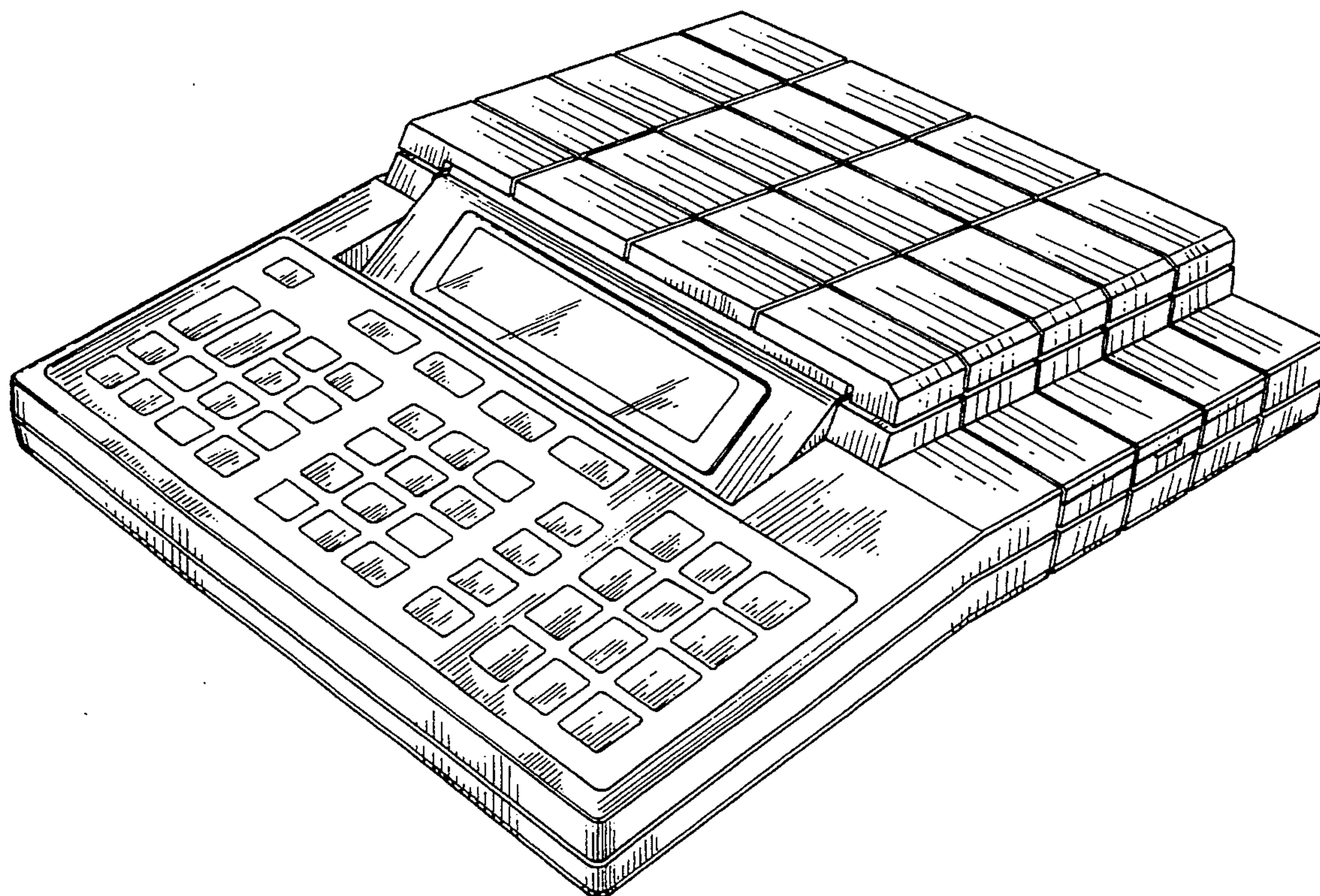
FIG. 8 is a top plan view of the embodiment of FIG. 7;

FIG. 9 is a front elevational view of the embodiment of FIG. 7;

FIG. 10 is a left side elevational view of the embodiment of FIG. 7;

FIG. 11 is a right side elevational view of the embodiment of the embodiment of FIG. 7; and,

FIG. 12 is a rear elevational view of the embodiment of FIG. 7.



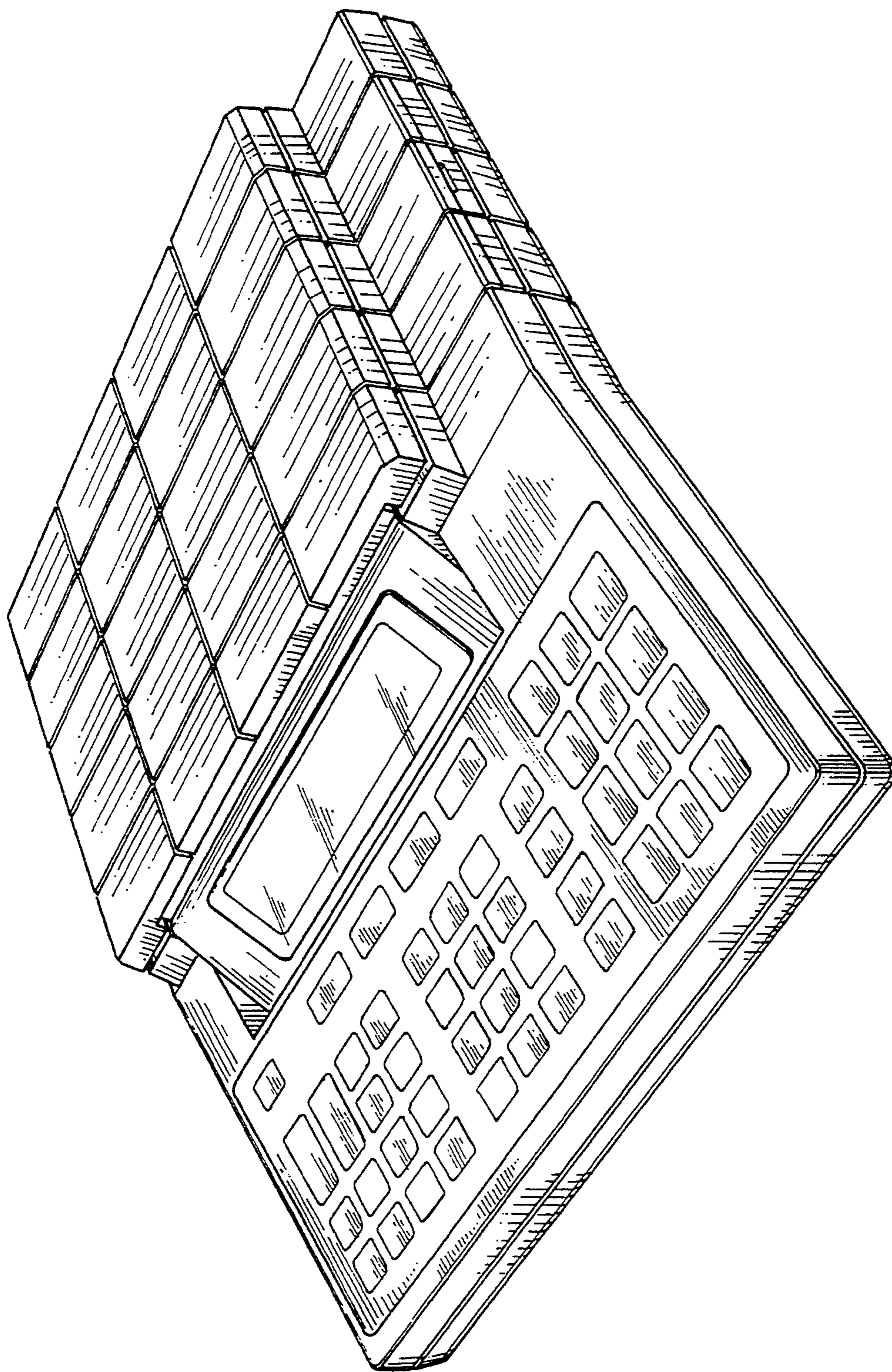


FIG. 1




FIG. 2

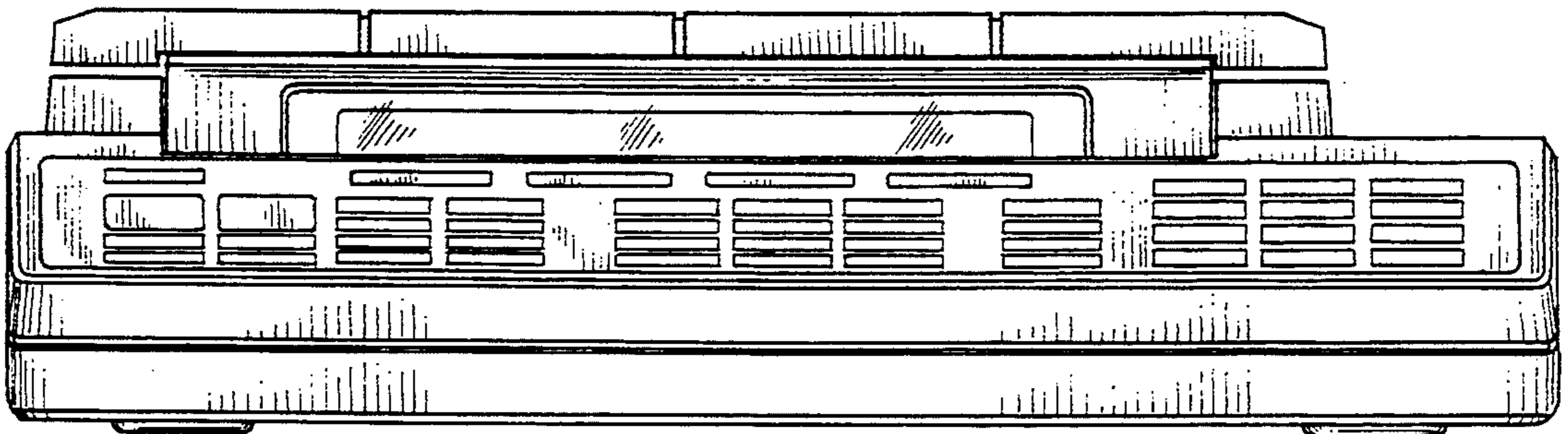


FIG. 3




FIG. 4

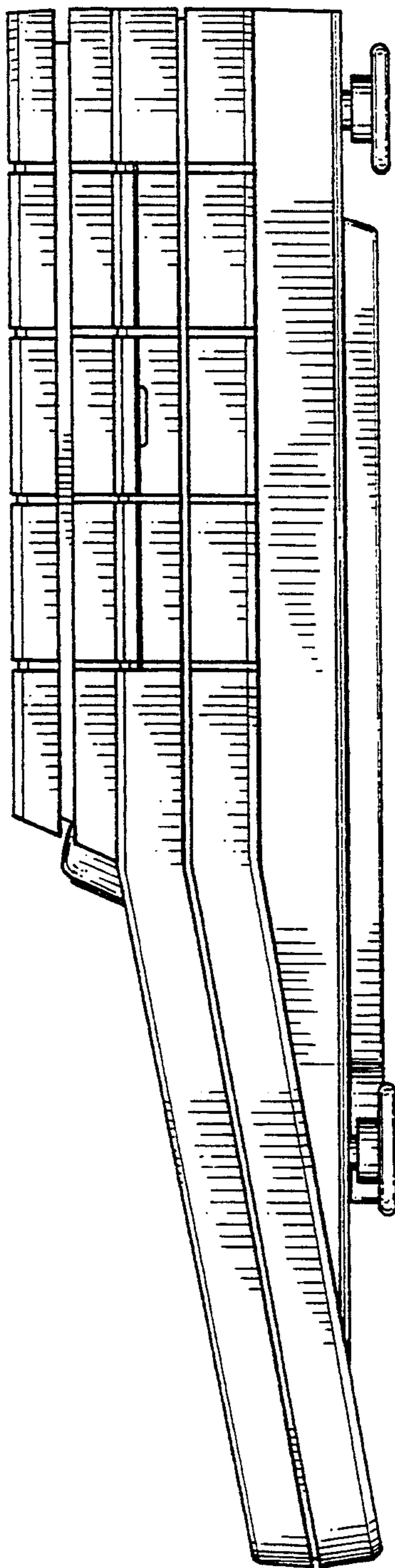


FIG. 5

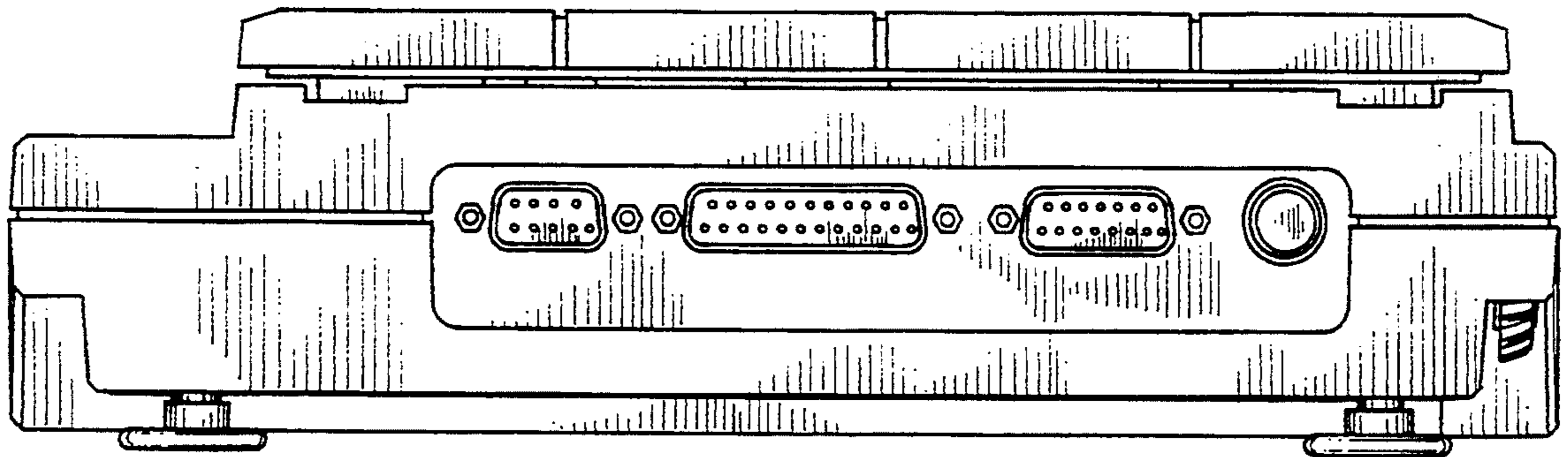


FIG. 6

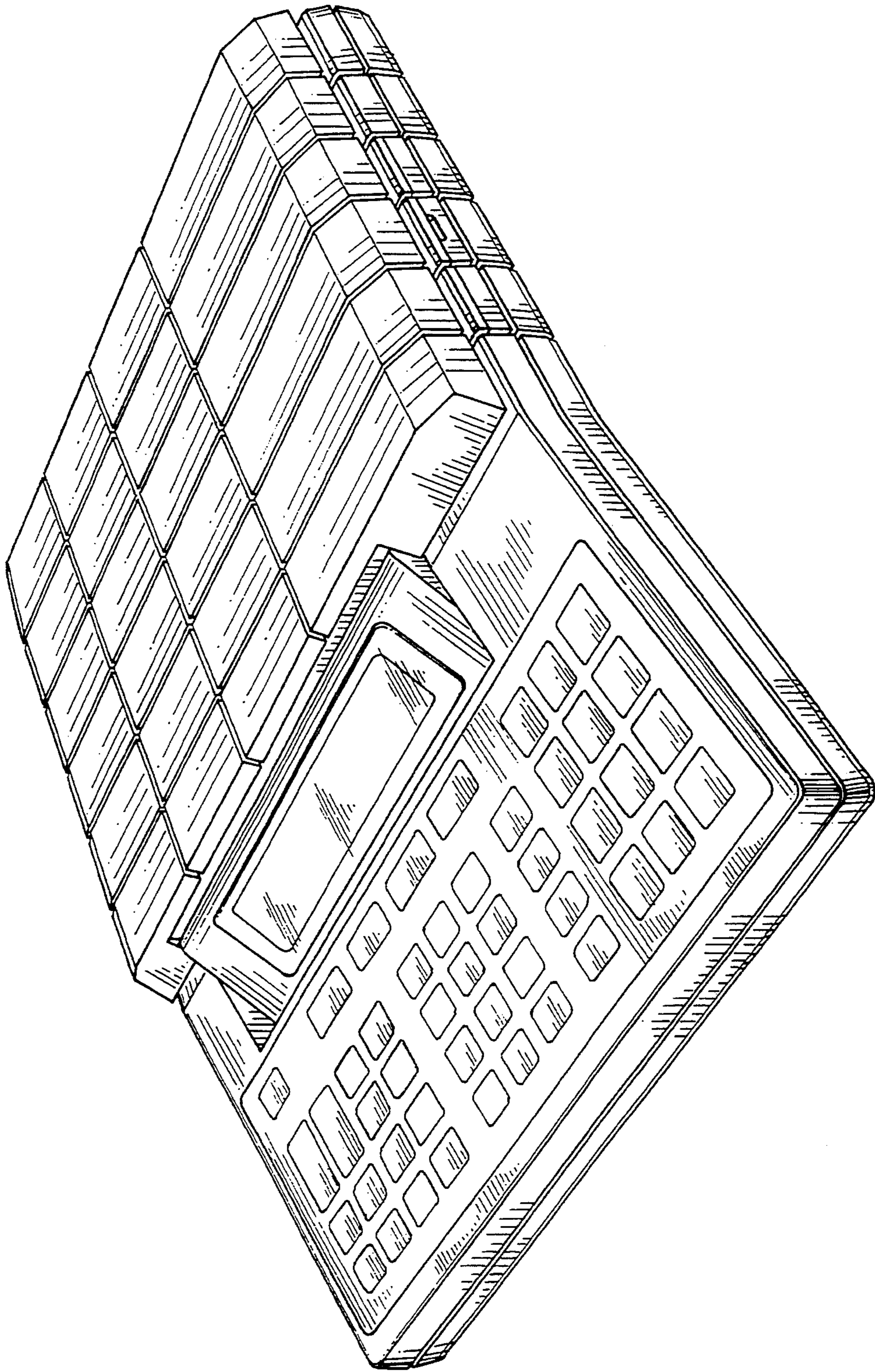


FIG. 7




FIG. 8

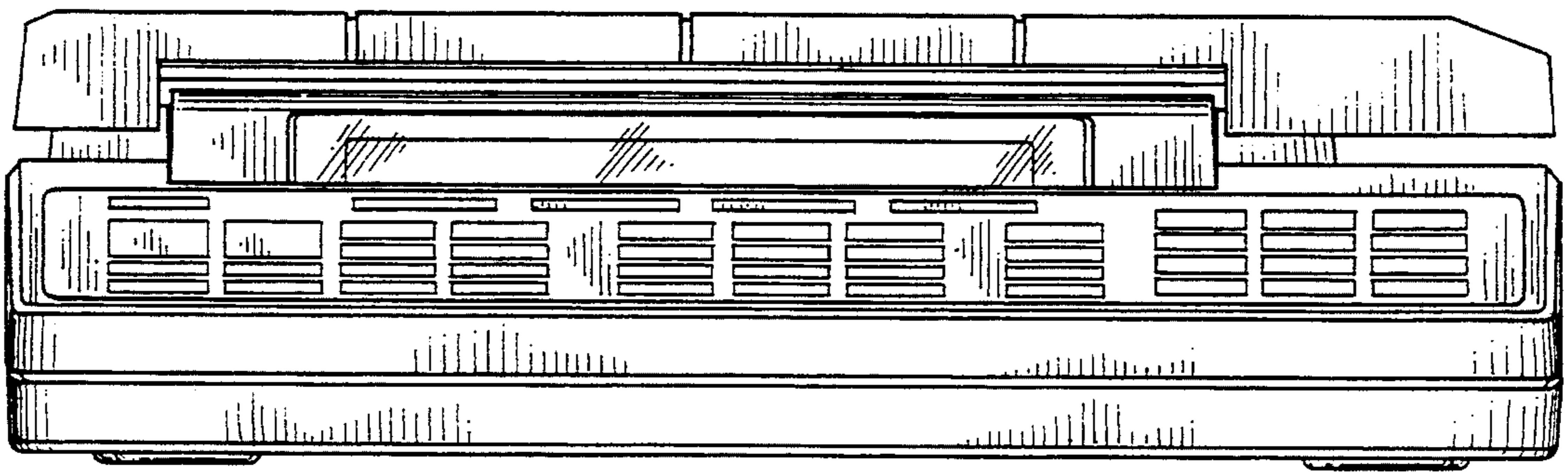


FIG. 9

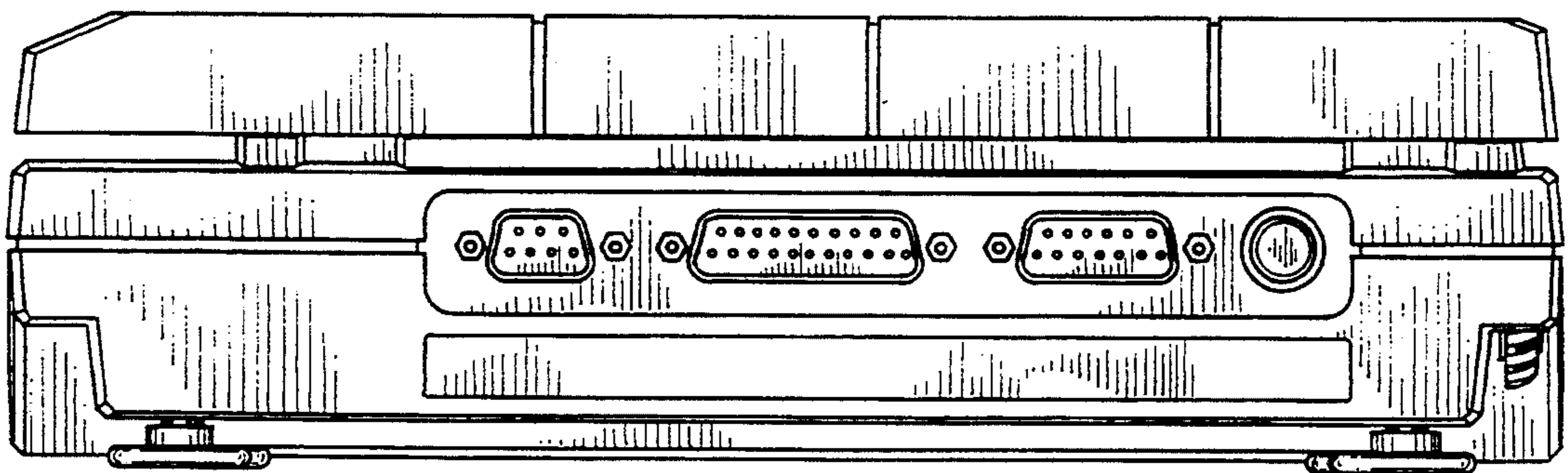


FIG. 12

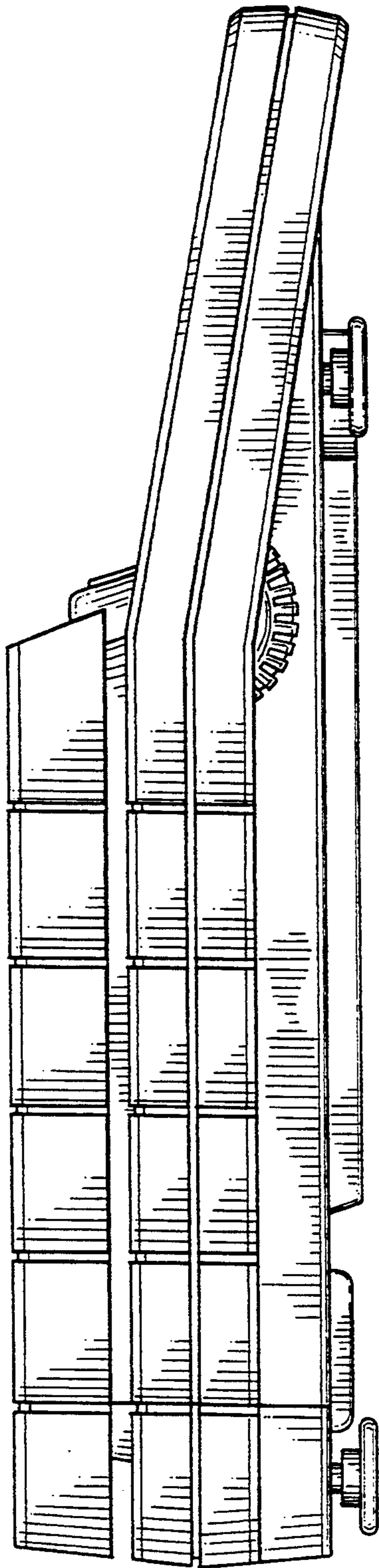


FIG. 10




FIG. 11

UNITED STATES PATENT AND TRADEMARK OFFICE
CERTIFICATE OF CORRECTION

PATENT NO. : Des. 354,447

Page 1 of 5

DATED : January 17, 1995

INVENTOR(S) : William A. Weirsman

It is certified that error appears in the above-identified patent and that said Letters Patent is hereby corrected as shown below:
On the title page
First Column, under "OTHER PUBLICATIONS", the listed Schedule A should be inserted as per attached.
First Page, Second Column, 3rd-from bottom line, delete "of the embodiment".

UNITED STATES PATENT AND TRADEMARK OFFICE
CERTIFICATE OF CORRECTION

PATENT NO. : Des. 354,447
DATED : Jan. 17, 1995
INVENTOR(S) : Weirsman

Page 2 of 5

It is certified that error appears in the above-identified patent and that said Letters Patent is hereby corrected as shown below:

SCHEDULE A

Alcatel Friden Parcel Express PostPak
(July 1989, copyright date)

Alcatel Friden 8640/8650
(March 1990, copyright date)

Alcatel Friden 8500
(July 1988, copyright date)

Alcatel Friden Parcel Express Plus
(July 1989, copyright date)

Ascom Hasler 1005L (October 1986)

Ascom Hasler 1010L (October 1986,
slightly modified in 1989 and 1990)

Detecto PCS 200
(September 1988, copyright date)

Detecto MS-10 (1989, copyright date)

Detecto MS-5-II (1990, copyright date)

Detecto PS-5P (1989, copyright date)

Detecto MS-15, MS-30, MS-100
(1991, copyright date)

Detecto PCS-300 (1991 or earlier)

UNITED STATES PATENT AND TRADEMARK OFFICE
CERTIFICATE OF CORRECTION

PATENT NO. : Des. 354, 447
DATED : January 17, 1995
INVENTOR(S) : Weirsman

Page 3 of 5

It is certified that error appears in the above-identified patent and that said Letters Patent is hereby corrected as shown below:

Detecto MS-8 (1992, copyright date)
Digi Postal DP-310 (1990 or earlier)
Digi Postal DP-30/70 (1991 or earlier)
Digi Postal DP-100R (1991 or earlier)
Digi Postal DP-100 Series (1991 or earlier)
Digi Postal DP-10 (1991 or earlier)
Elane PS3000 (Fall 1991 or Spring 1992)
IMS "Avenger" 3000 L
(July 1987, modified in 1990)

UNITED STATES PATENT AND TRADEMARK OFFICE
CERTIFICATE OF CORRECTION

PATENT NO. : Des. 354,447
DATED : January 17, 1995
INVENTOR(S) : Weirsman

Page 4 of 5

It is certified that error appears in the above-identified patent and that said Letters Patent is hereby corrected as shown below:

IMS 1030F 1030 (January 1990)

IMS MPS 100, 100R (January 1990)

Micro General Mail-Mate (1990 or earlier)

Micro General Models 5005, 5010, 5125, 1003, 1002, 1001,
1025, 1070/1071 (1990 or earlier).

MOS VPS-I (1990 or earlier)

MOS VPS-II (1990 or earlier)

Pelouze PS6LR1, PS6L1P (1990, copyright date)

Pelouze PE5 (1990, copyright date)

Pelouze PS2RI (1990 or 1991)

UNITED STATES PATENT AND TRADEMARK OFFICE
CERTIFICATE OF CORRECTION

PATENT NO. : Des. 354,447
DATED : January 17, 1995
INVENTOR(S) : Weirsman

Page 5 of 5

It is certified that error appears in the above-identified patent and that said Letters Patent is hereby corrected as shown below:

Pitney Bowes LC-3 & LC-5 (1989, copyright date)

Pitney Bowes EMS-5 (1987, copyright date)

Pitney Bowes EMS 10A (1987, copyright date)

Pitney Bowes Datapost 10 (1991, copyright date)

Pitney Bowes Star 90 (1991, copyright date)

Pitney Bowes Star 170 (1992, copyright date)

Signed and Sealed this
Fourth Day of July, 1995



BRUCE LEHMAN

Commissioner of Patents and Trademarks

Attest:

Attesting Officer