



US00D354401S

United States Patent [19]
Kim

[11] **Patent Number: Des. 354,401**
[45] **Date of Patent: ** Jan. 17, 1995**

[54] **FRAME FOR A CLOCK OR PICTURE**

[76] **Inventor: Simon Kim, 73 Emerald Pl., Clark, N.J. 07066**

[**] **Term: 14 Years**

[21] **Appl. No.: 6,518**

[22] **Filed: Mar. 29, 1993**

[52] **U.S. Cl. D6/303; D10/1; D10/2; D10/12**

[58] **Field of Search D6/300-305, D6/308-314; 40/152, 152.1, 154-157; D10/2, 1, 12; D11/133, 157**

[56] **References Cited**

U.S. PATENT DOCUMENTS

- D. 144,436 4/1946 Ylitalo D6/303
- D. 210,740 4/1968 Appel et al. D10/12
- D. 305,483 1/1990 Hsu D6/310

- D. 307,520 5/1990 Ilavia et al. D6/300
- D. 342,697 12/1993 Delson D11/157

Primary Examiner—Janice E. Seeger
Attorney, Agent, or Firm—Omri M. Behr; Matthew J. McDonald

[57] **CLAIM**

The ornamental design for a frame for a clock or picture, as shown and described.

DESCRIPTION

FIG. 1 is a perspective view of a frame for a clock or picture, showing my new design;
FIG. 2 is a front elevational view;
FIG. 3 is a side elevational view, the opposite side being a mirror image thereof;
FIG. 4 is a top plan view; and,
FIG. 5 is a bottom plan view thereof.
The broken lines are for environmental purposes only and form no part of the claimed design.

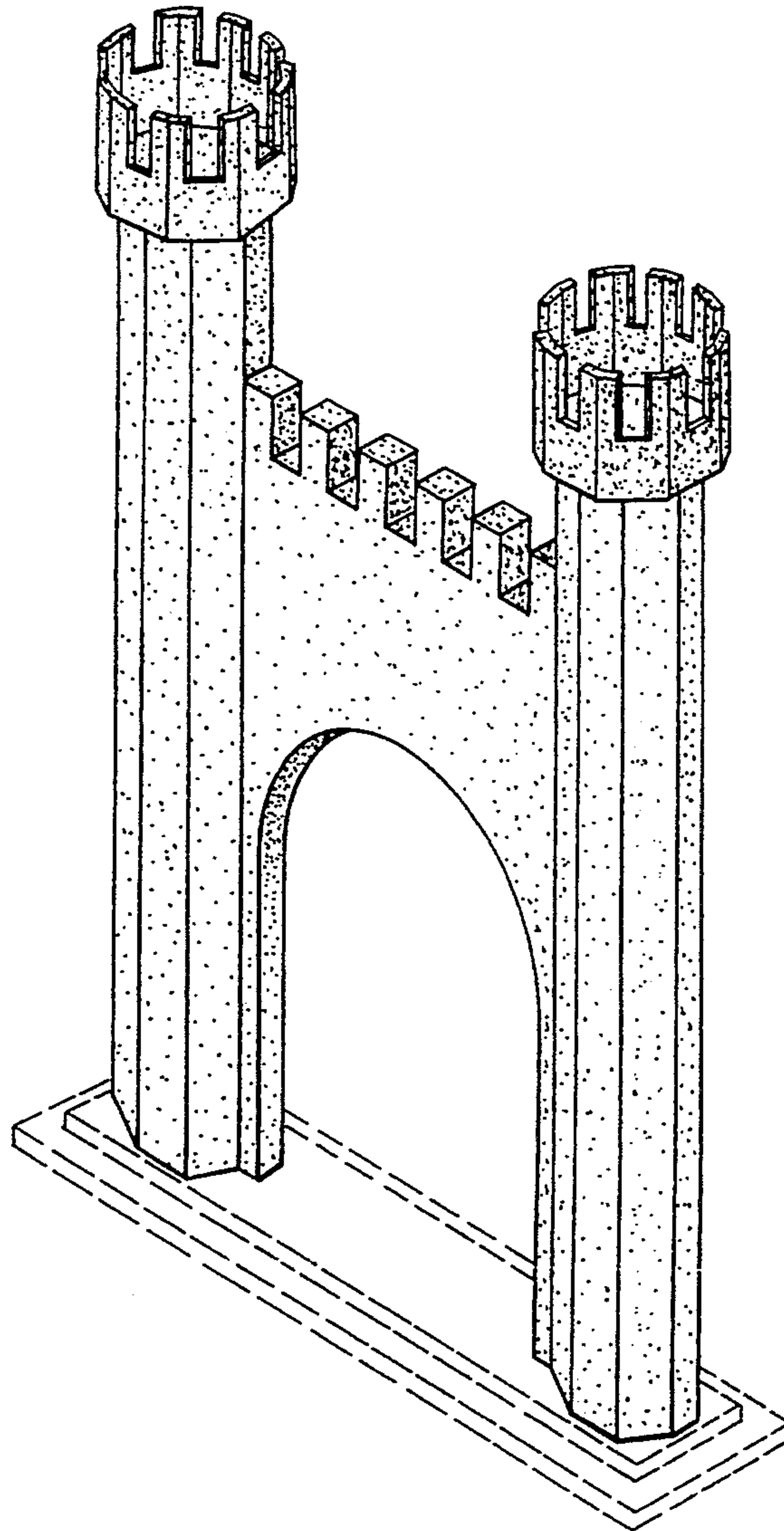
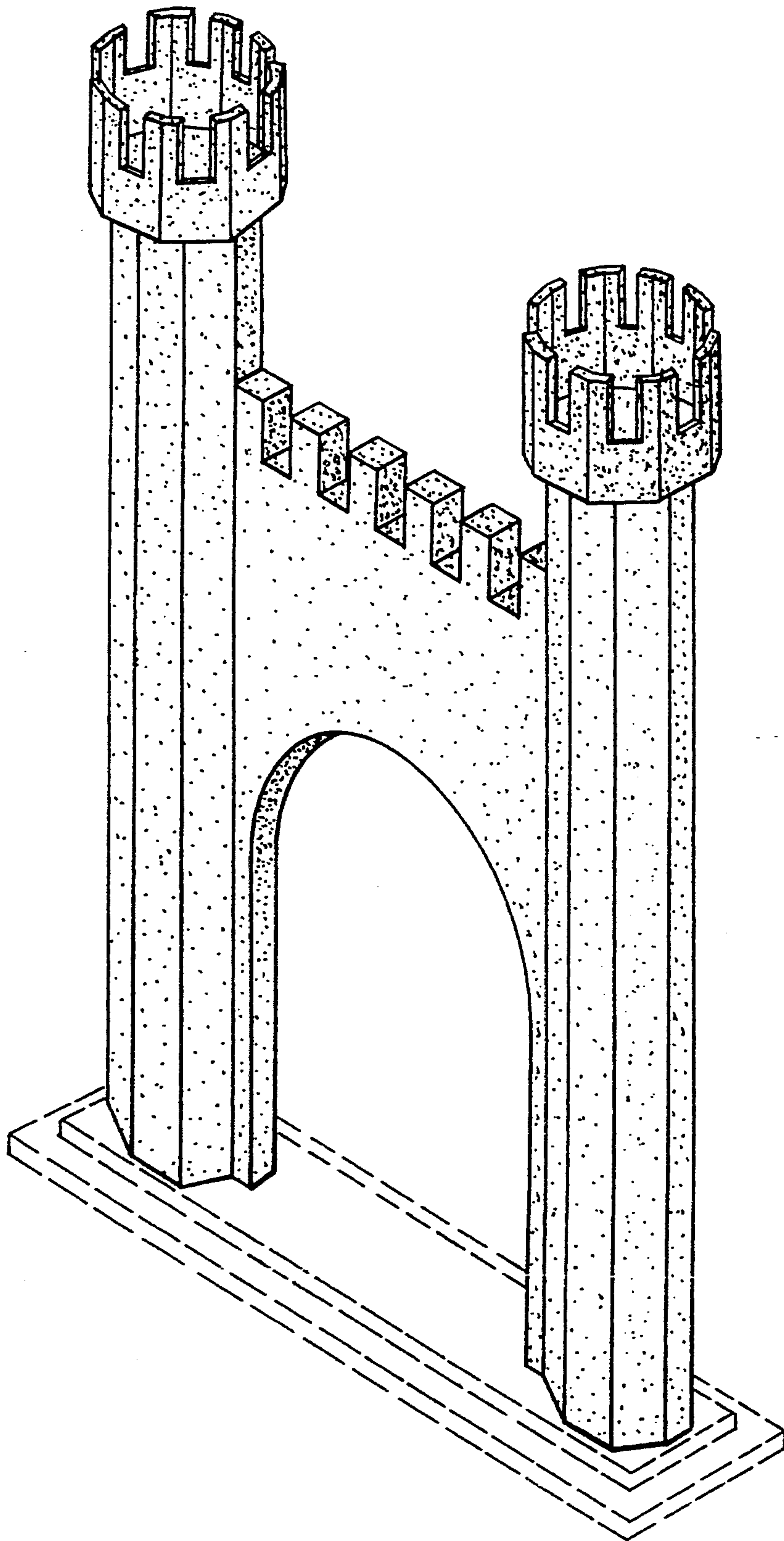


FIG. 1






FIG. 2

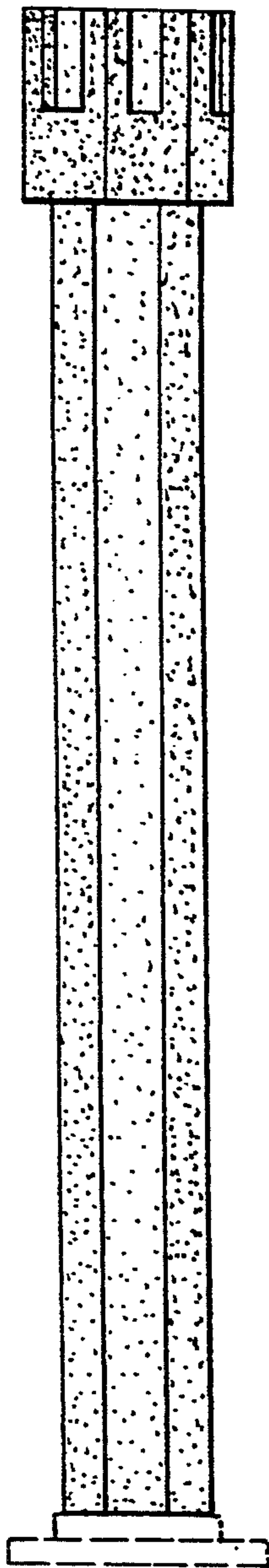


FIG. 3




FIG. 4




FIG. 5