



US00D354388S

# United States Patent [19]

[11] Patent Number: Des. 354,388

Saez

[45] Date of Patent: \*\* Jan. 17, 1995

[54] SHOE SOLE

2,399,543 4/1946 Dack ..... D2/965 X

[75] Inventor: Engle E. Saez, Marblehead, Mass.

Primary Examiner—Louis S. Zarfes

[73] Assignee: Sperry Top-Sider, Inc., Cambridge, Mass.

Attorney, Agent, or Firm—Fish & Richardson

[\*\*] Term: 14 Years

### [57] CLAIM

[21] Appl. No.: 857,309

The ornamental design for a shoe sole, as shown and described.

[22] Filed: Mar. 25, 1992

### DESCRIPTION

[52] U.S. Cl. .... D2/951; D2/947

FIG. 1 is a bottom plan view of a shoe sole showing the new design;

[58] Field of Search ..... D2/896, 947, 951-953, D2/964, 965; 36/25 R, 59 R, 59 C, 114, 11.5, 38, 106

FIG. 2 is a side elevational view thereof;

FIG. 3 is a side elevational view thereof of side opposite that shown in FIG. 2;

FIG. 4 is a rear elevational view thereof; and,

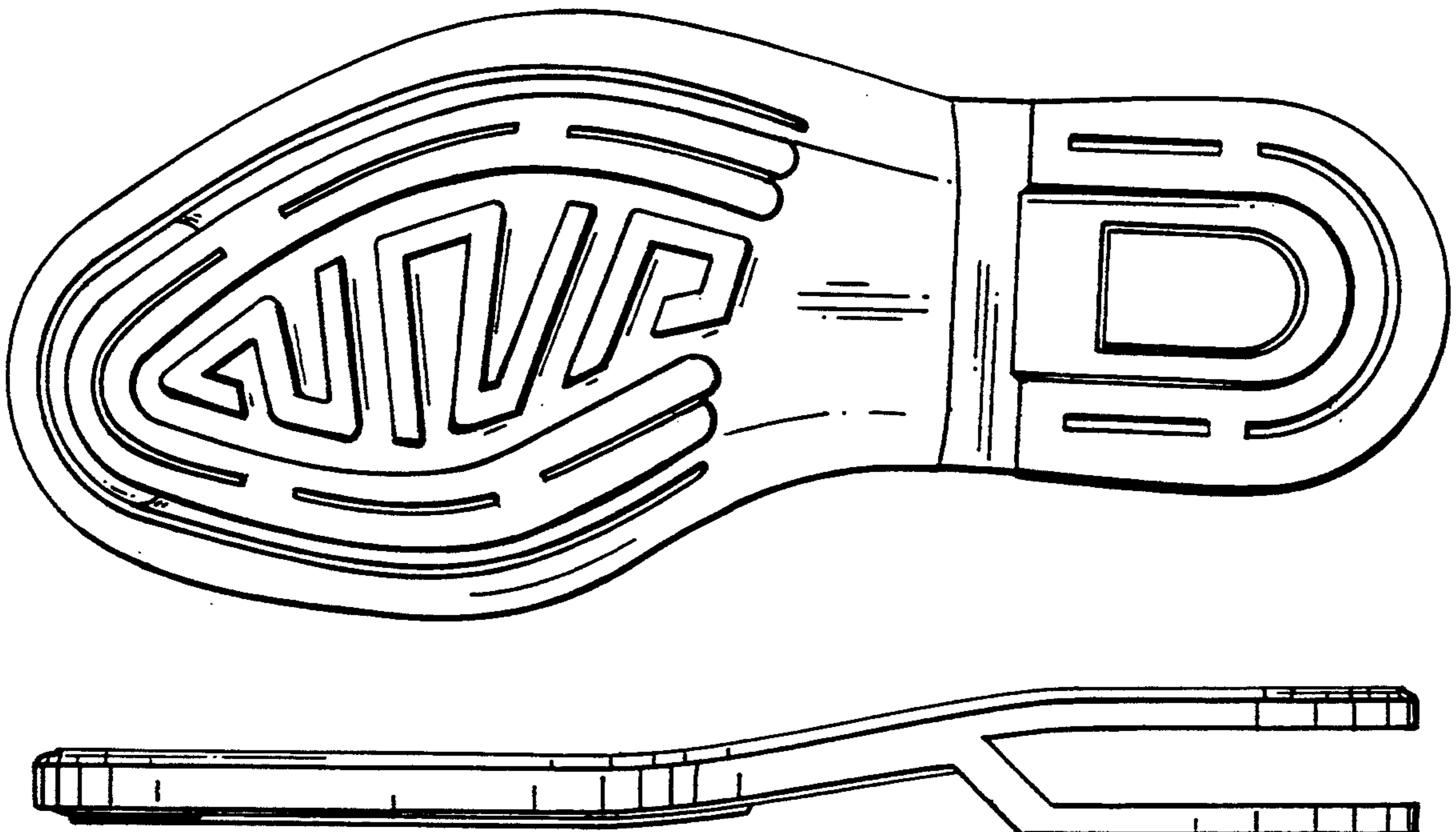
FIG. 5 is a front elevational view thereof.

### [56] References Cited

#### U.S. PATENT DOCUMENTS

D. 74,252	1/1928	Blair	.....	D2/953
D. 255,173	6/1980	Finn	.....	D2/951
1,120,082	12/1914	Rhodes	.....	D2/951

A top plan view of the shoe sole has not been shown since it represents a portion of the design which would not be visible when the sole is attached to a shoe. The top of the sole is plain, without ornamentation.






FIG. 1

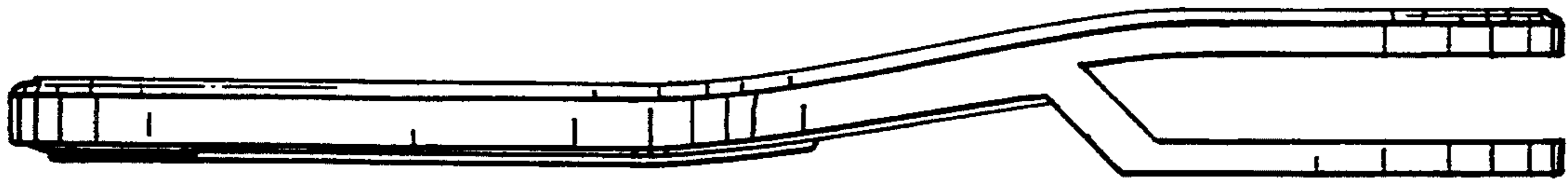


FIG. 2

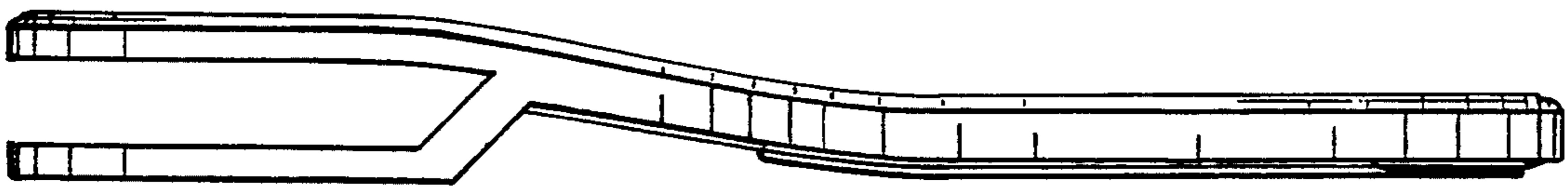


FIG. 3

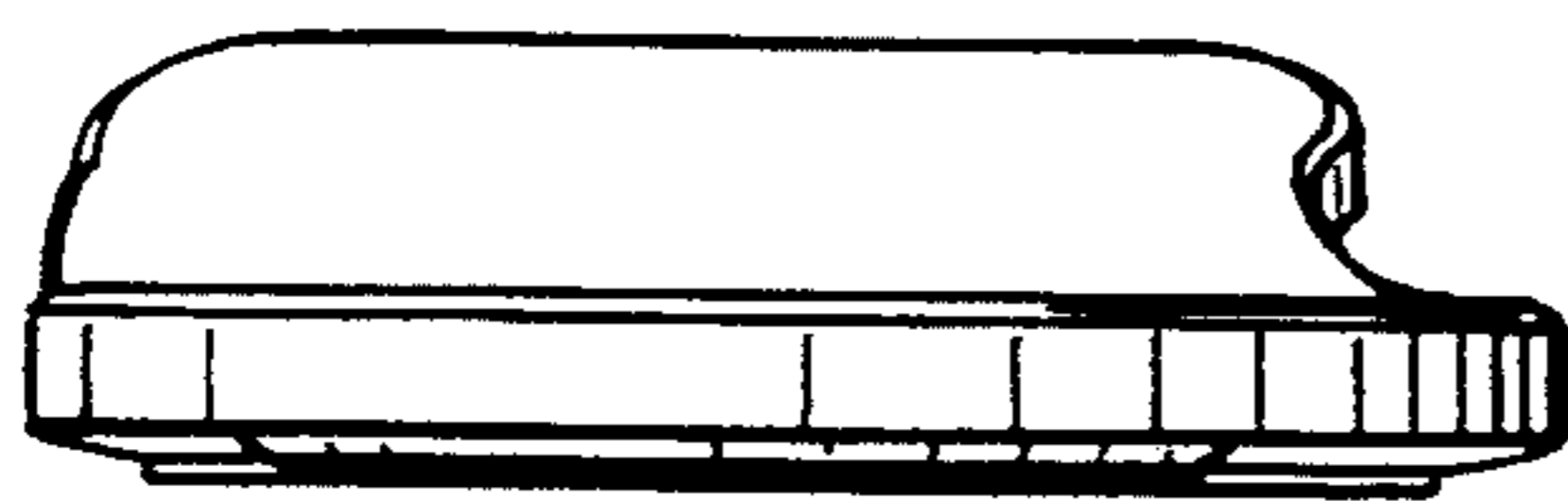


FIG. 5




FIG. 4