



US00D354360S

# United States Patent [19]

[11] Patent Number: **Des. 354,360**

**Murata**

[45] Date of Patent: **\*\* Jan. 10, 1995**

[54] DECORATIVE LAMP

[75] Inventor: **Kazuaki Murata**, Tokyo, Japan

[73] Assignee: **Moriyama Sangyo Kabushiki Kaisha**, Tokyo, Japan

[\*\*] Term: **14 Years**

[21] Appl. No.: **19,928**

[22] Filed: **Mar. 15, 1994**

[52] U.S. Cl. .... **D26/3**

[58] Field of Search ..... **D26/1, 2, 3, 4; 313/318, 485, 493, 569, 567, 578, 579, 570, 580**

[56] **References Cited**

**U.S. PATENT DOCUMENTS**

D. 310,725	9/1990	Hayakawa et al. ....	D26/2
D. 315,800	3/1991	Hayakawa et al. ....	D26/2
3,211,938	10/1965	Holcomb .....	313/113
4,314,176	2/1982	Notelteirs .....	313/569

*Primary Examiner*—James M. Gandy  
*Assistant Examiner*—Marcus Jackson

*Attorney, Agent, or Firm*—Spencer, Frank & Schneider

[57] **CLAIM**

The ornamental design for the decorative lamp, as shown and described.

**DESCRIPTION**

FIG. 1 is a perspective view of the decorative lamp seen from its front showing my new design;  
 FIG. 2 is a front elevational view thereof;  
 FIG. 3 is a bottom view thereof;  
 FIG. 4 is a rear view thereof;  
 FIG. 5 is a plan view thereof;  
 FIG. 6 is a left-hand side view thereof; and  
 FIG. 7 is a right-hand side;  
 FIG. 8 is a perspective view of a second embodiment seen from its front showing my new design;  
 FIG. 9 is a front elevational view thereof;  
 FIG. 10 is a bottom view thereof;  
 FIG. 11 is a rear view thereof;  
 FIG. 12 is a plan view thereof;  
 FIG. 13 is a left-hand side view thereof; and,  
 FIG. 14 is a right-hand side view.

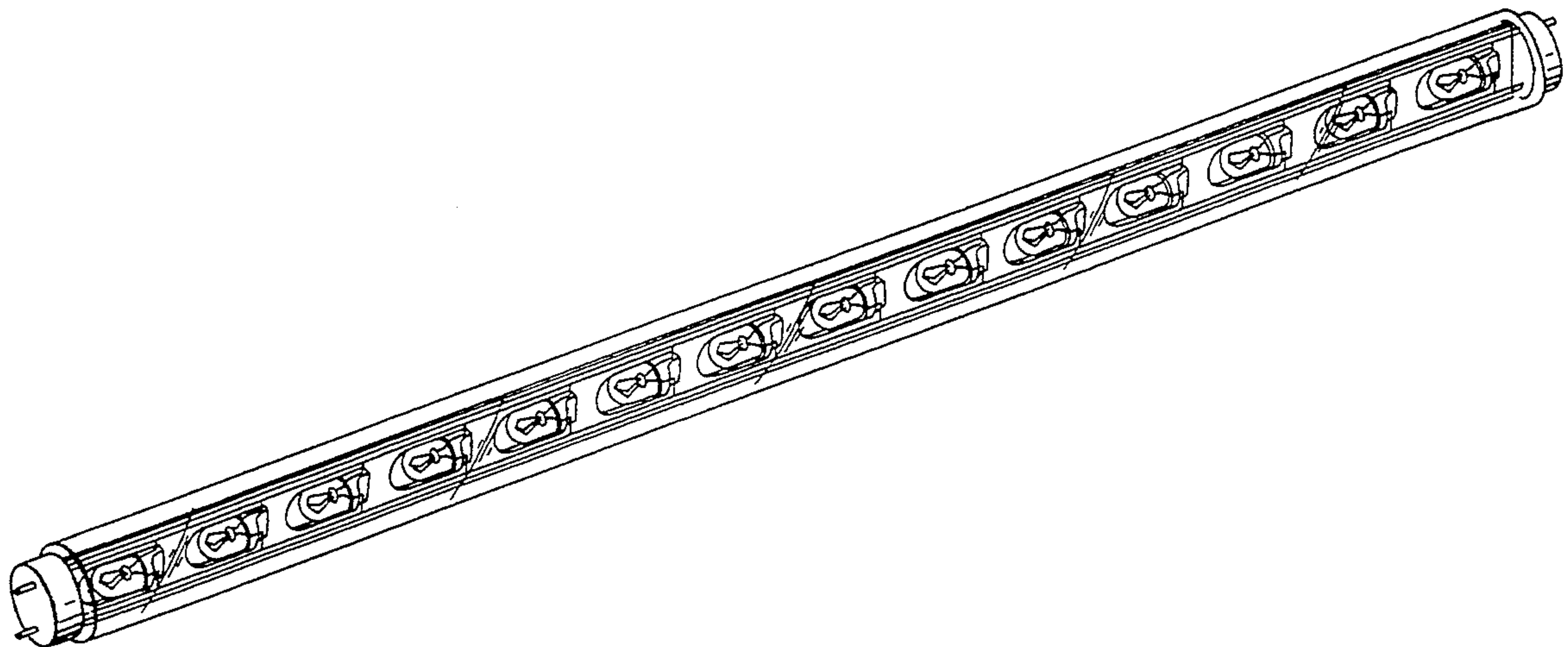


FIG. 1




FIG. 2

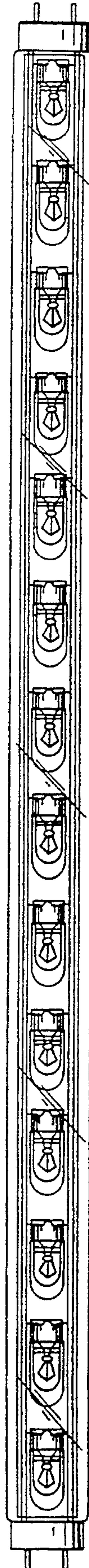


FIG. 3




FIG. 4

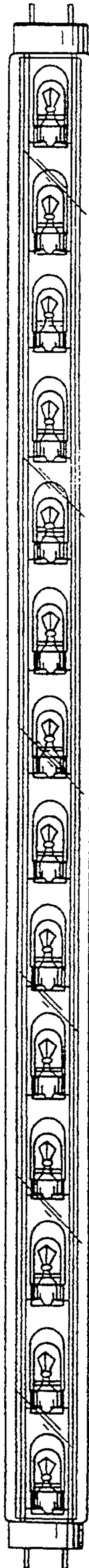




FIG. 5

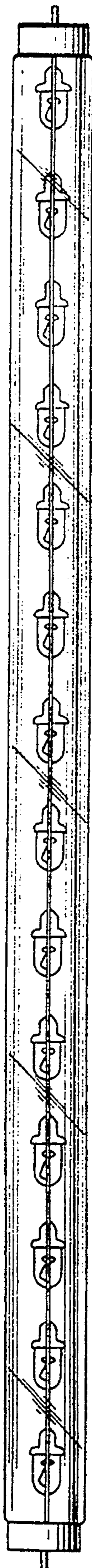


FIG. 6



FIG. 7




FIG. 8



FIG. 9






FIG. 10

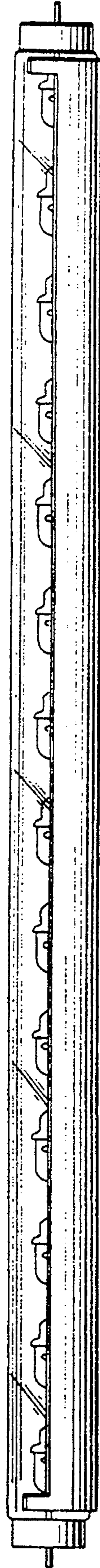


FIG. II




FIG. 12

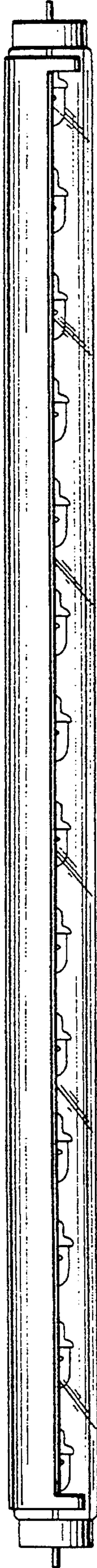


FIG. 13



FIG. 14

