



US00D354356S

United States Patent [19]

[11] Patent Number: Des. 354,356

Shiflett

[45] Date of Patent: ** Jan. 10, 1995

[54] THERAPEUTIC PILLOW FOR SPACING LEGS

[76] Inventor: Diana C. Shiflett, 8522 Tirzah Church Rd., Waxhaw, N.C. 28173

[**] Term: 14 Years

[21] Appl. No.: 2,449

[22] Filed: Dec. 10, 1992

[52] U.S. Cl. D24/183; 5/648

[58] Field of Search D24/183; 5/630, 645, 5/646, 648, 639, 632; D6/601

[56] References Cited

U.S. PATENT DOCUMENTS

- D. 191,447 10/1961 Kerr .
- 247,892 10/1881 Doremus 5/645 X
- D. 284,151 6/1986 Johnson D6/596
- D. 312,186 11/1990 Goguen D6/601
- D. 319,751 9/1991 Hoff D6/601
- D. 321,562 11/1991 Ljungvall D24/183
- 4,031,578 6/1977 Sweeney et al. 5/337
- 4,550,459 11/1985 Endel et al. D6/601 X
- 5,245,719 9/1993 Ott 5/630 X

FOREIGN PATENT DOCUMENTS

- 0002527 of 1911 United Kingdom 5/645

OTHER PUBLICATIONS

Bronson Catalog, p. 38, Fall, 1992.
Dr. Leonard's Health Care Catalog, p. 24.
Bloomingdale's Catalog, 1984, p. 23.

Primary Examiner—Stella Reid
Attorney, Agent, or Firm—Bell, Seltzer, Park & Gibson

[57] CLAIM

The ornamental design for a therapeutic pillow for spacing legs, as shown.


DESCRIPTION

FIG. 1 is a front perspective view of the therapeutic pillow for spacing legs showing my new design; FIG. 2 is a rear perspective view thereof, with the therapeutic pillow rotated 90° from the position of FIG. 1; FIG. 3 is a front elevational view thereof, in smaller scale;

FIG. 4 is a top plan view thereof, looking in the direction of arrow 4 in FIG. 3; and,

FIG. 5 is a side elevational view thereof, looking in the direction of arrow 5 in FIG. 3.

The characteristic feature of my design resides in the closely clustered radiating appearance of the overall group of interconnected roll-like pillows, presented by the outwardly diverging relationship of the opposing pairs of pillows spaced apart on opposite sides of a central pillow, and the contacting and outwardly diverging relationship of the pillows of each pair.






FIG-1

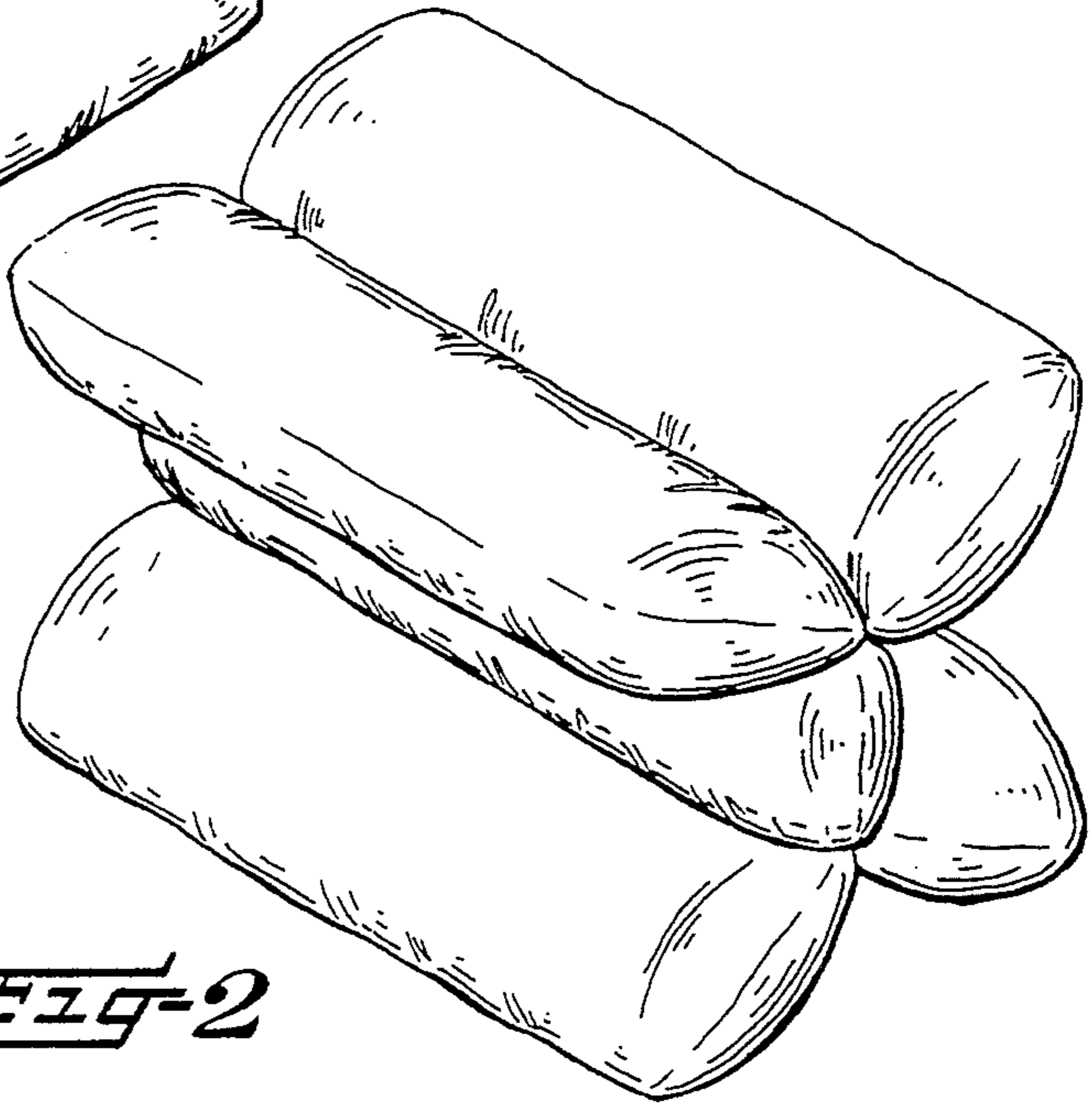


FIG-2

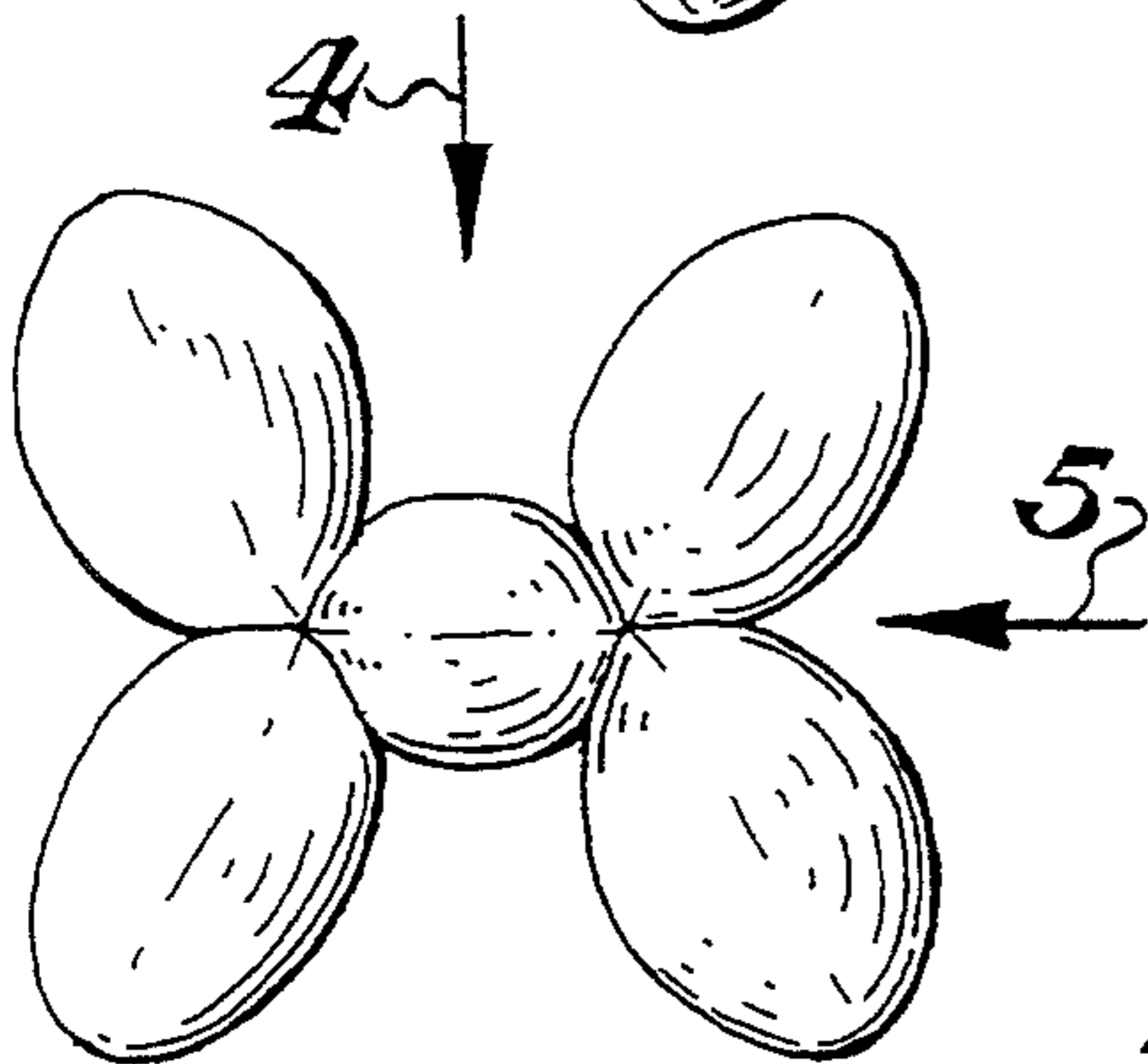


FIG-3

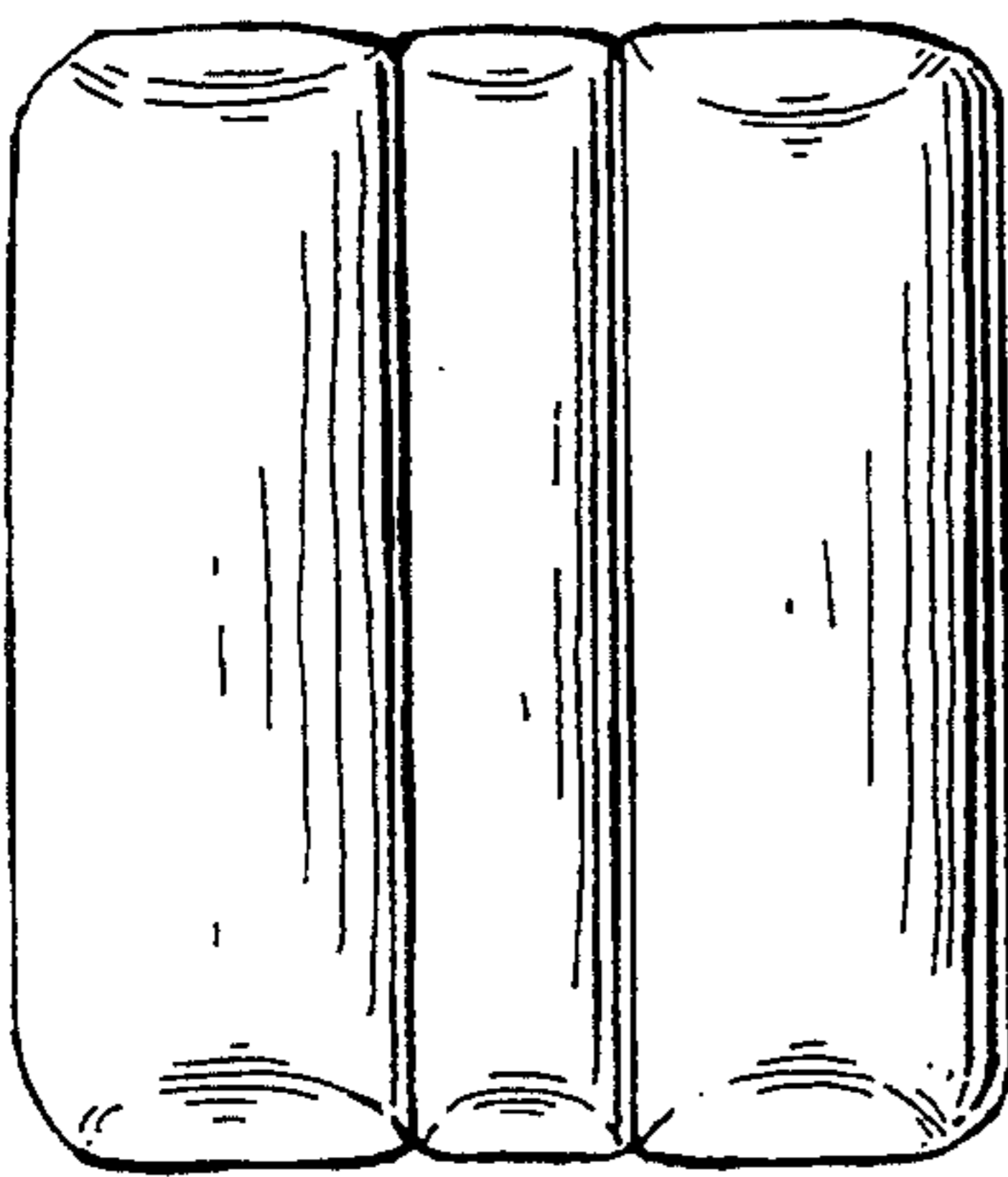


FIG-4

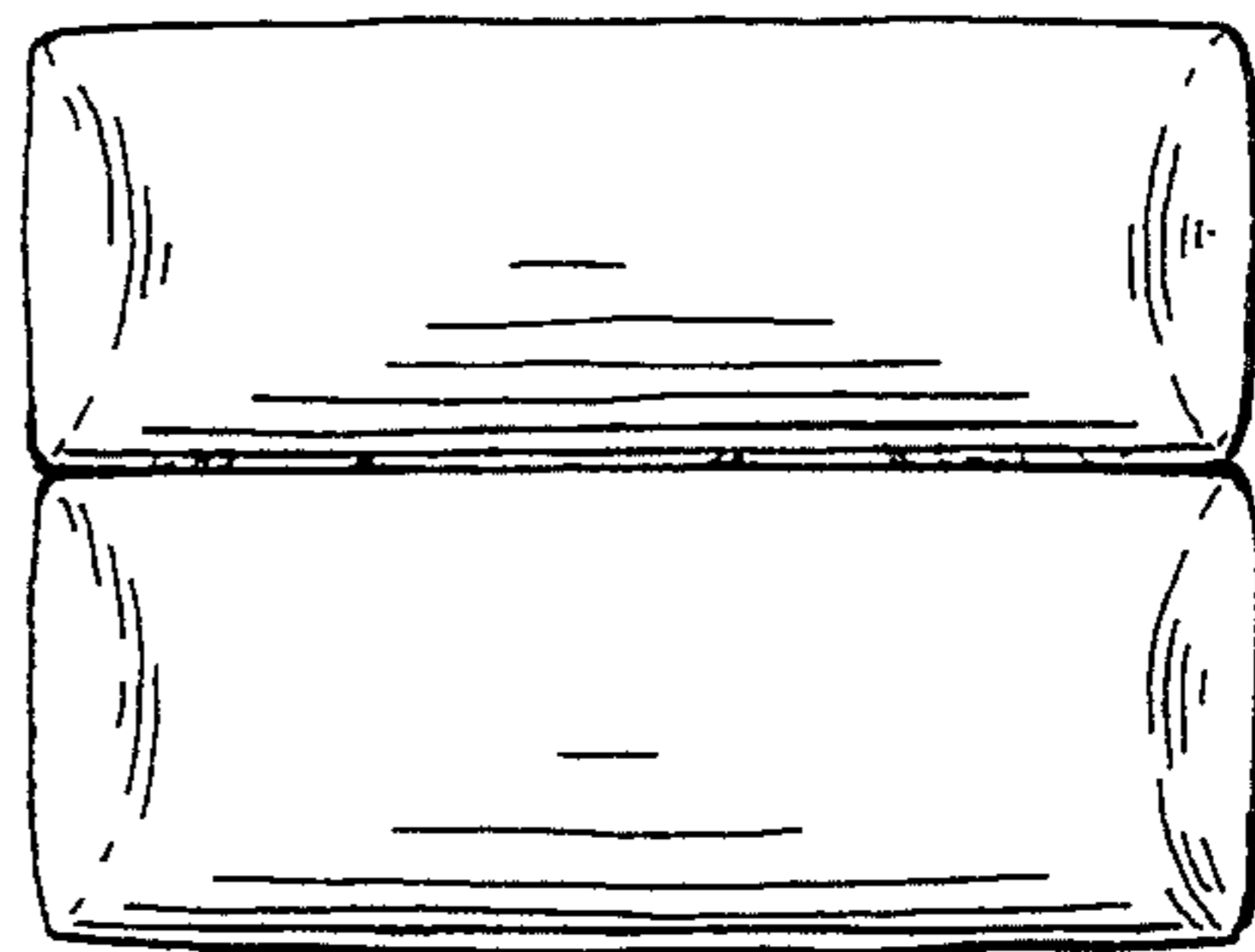


FIG-5