



US00D354351S

United States Patent [19]

Kochansky et al.

[11] Patent Number: **Des. 354,351**

[45] Date of Patent: **** Jan. 10, 1995**

[54] **SYRINGE ORGANIZER TRAY**

5,099,992 3/1992 Heimreid 604/192 X
5,160,324 11/1992 Halbach 604/192

[76] Inventors: **Samuel W. Kochansky; Christe Y. Kochansky**, both of 14703-E Baltimore Ave., Ste. 256, Laurel, Md. 20707

Primary Examiner—A. Hugo Word
Assistant Examiner—I. Simmons
Attorney, Agent, or Firm—Hugh E. Smith

[**] Term: **14 Years**

[57] **CLAIM**

[21] Appl. No.: **5,051**

The ornamental design for a syringe organizer tray, as shown and described.

[22] Filed: **Feb. 22, 1993**

[52] U.S. Cl. **D24/130; D24/227**

DESCRIPTION

[58] Field of Search **D24/130, 227, 229; 604/163, 192, 162, 263**

FIG. 1 is a front elevational view of the syringe organizer tray showing my new design; FIG. 2 is a rear elevational view thereof; FIG. 3 is a left side elevational view thereof; FIG. 4 is a right side elevational view thereof; FIG. 5 is a top plan view thereof; and, FIG. 6 is a bottom plan view thereof; and, FIG. 7 is an isometric view thereof.

[56] **References Cited**

U.S. PATENT DOCUMENTS

D. 332,664 1/1993 Sincock D24/130 X
4,142,633 3/1979 Raghavachari et al. D24/130 X
4,973,315 11/1990 Sincock D24/130 X

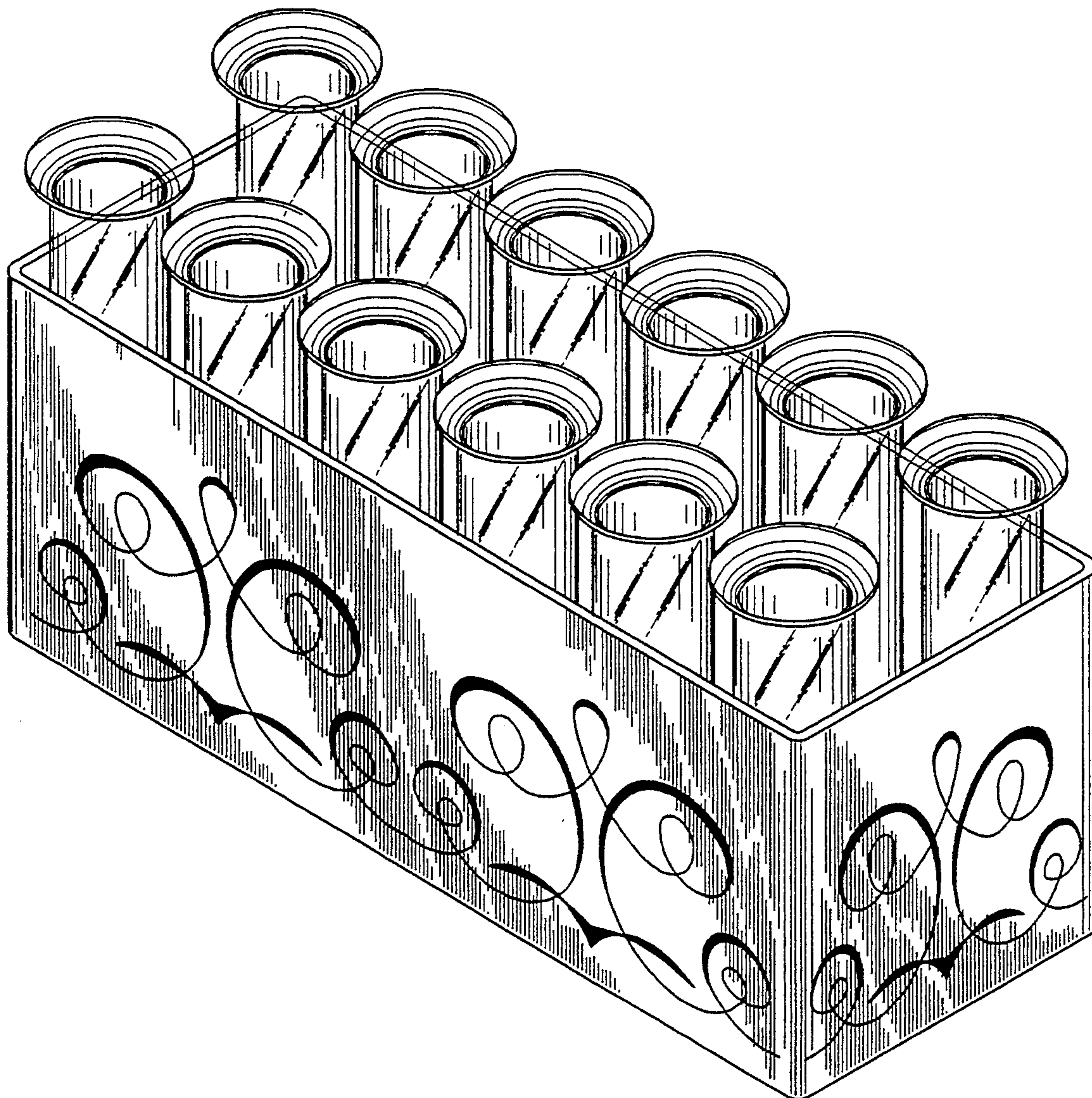


FIG. 1




FIG. 2




FIG. 3




FIG. 4

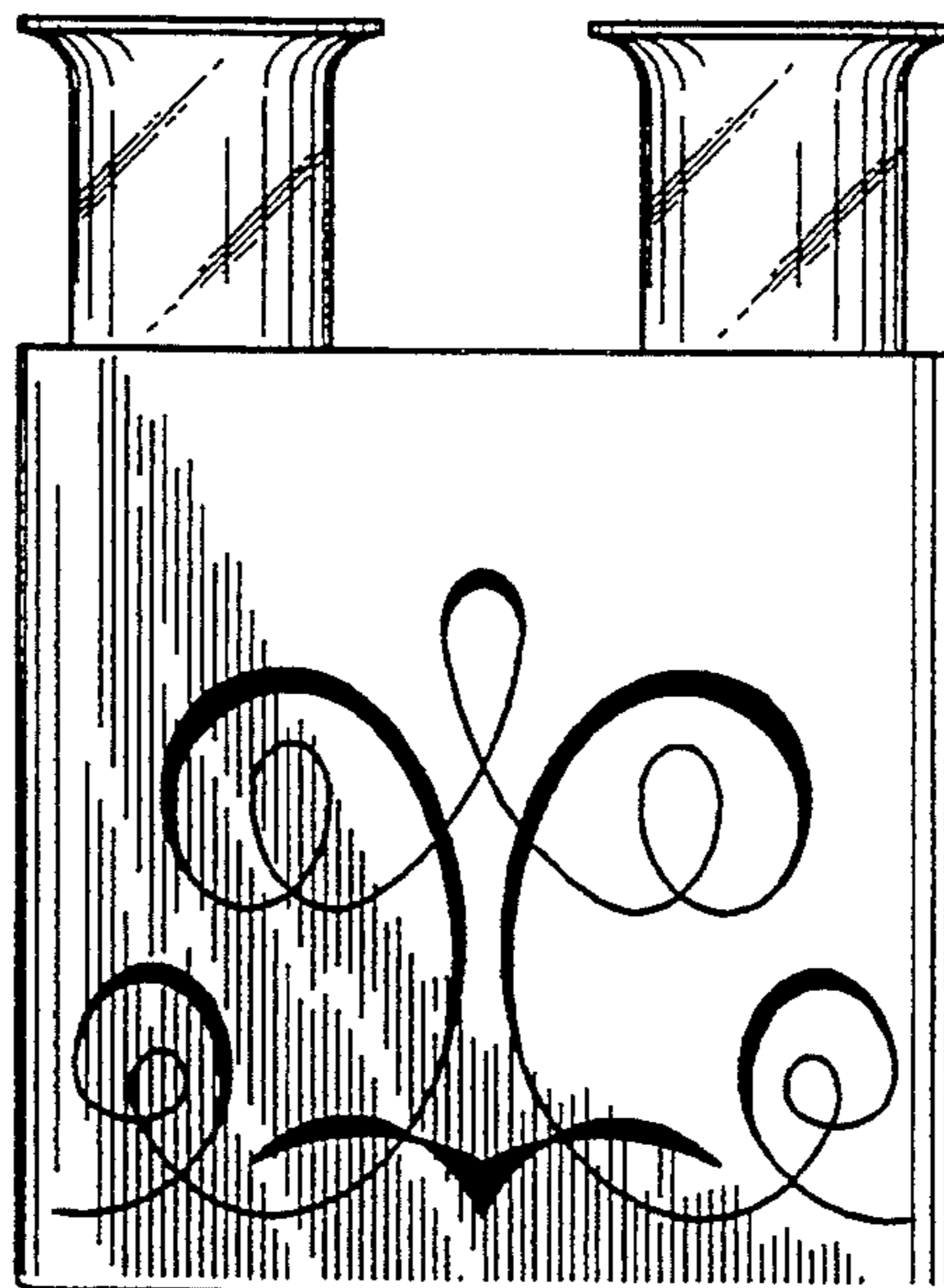


FIG. 5

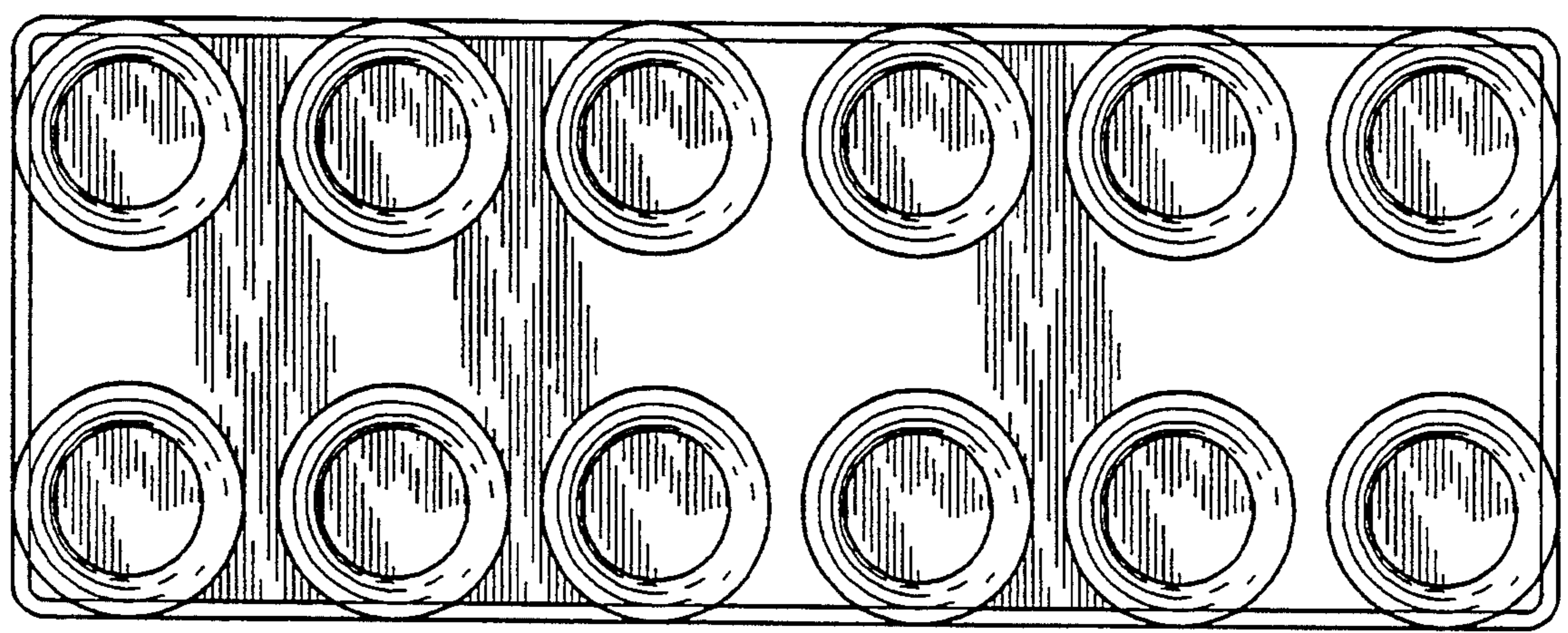


FIG. 6

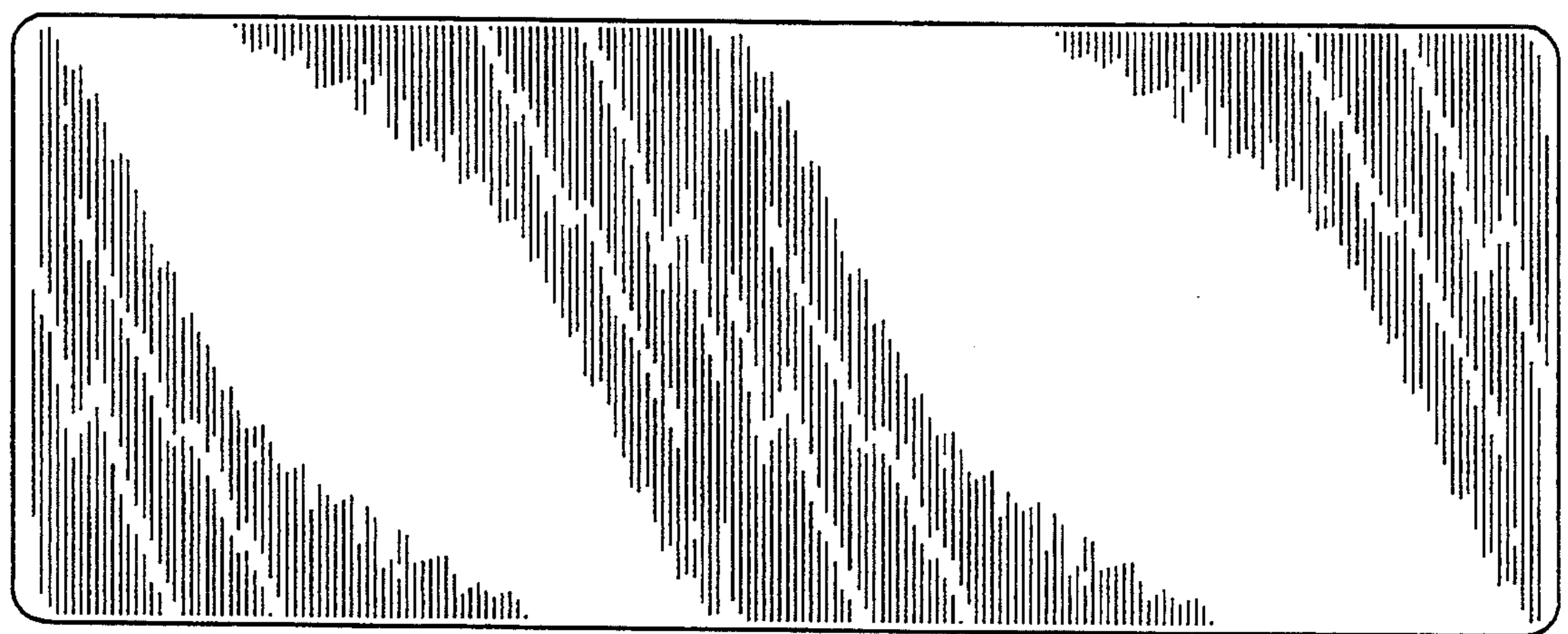


FIG. 7

