



US00D354349S

**United States Patent** [19]  
**Grein**

[11] **Patent Number: Des. 354,349**

[45] **Date of Patent: \*\* Jan. 10, 1995**

[54] **MEDICAL PAD**

[76] **Inventor: Virginia A. Grein, 6313 Old State Rd., Evansville, Ind. 47710**

[\*\*] **Term: 14 Years**

[21] **Appl. No.: 864,084**

[22] **Filed: Apr. 6, 1992**

[52] **U.S. Cl. .... D24/125; D24/124**

[58] **Field of Search .... D24/125, 124, 189; 602/41-44; 604/358, 384, 385.1; D29/10**

[56] **References Cited**

**U.S. PATENT DOCUMENTS**

- D. 322,867 12/1991 Peart et al. .... D29/10
- D. 325,969 5/1992 Davy ..... D24/124
- D. 332,832 1/1993 Powell ..... D24/124 X
- 2,671,444 3/1954 Pease, Jr. .... D24/189 X

*Primary Examiner—Stella Reid*

*Attorney, Agent, or Firm—Fisher, Christen & Sabol*

[57] **CLAIM**

The ornamental design for a medical pad, as shown and described.

**DESCRIPTION**

FIG. 1 is the top plan view of medical pad of the claimed design;

FIG. 2 is a view in side elevation of the medical pad of the claimed design, looking from the bottom to the top of FIG. 1;

FIG. 3 is an end view of the medical pad of the claimed design, looking from the right to the left or from the left to the right in FIG. 1;

FIG. 4 is a bottom plan view of the medical pad of the claimed design; and,

FIG. 5 is a perspective view of the bottom of the medical pad of the claimed design with the bottom cover partially removed.




FIG. 1

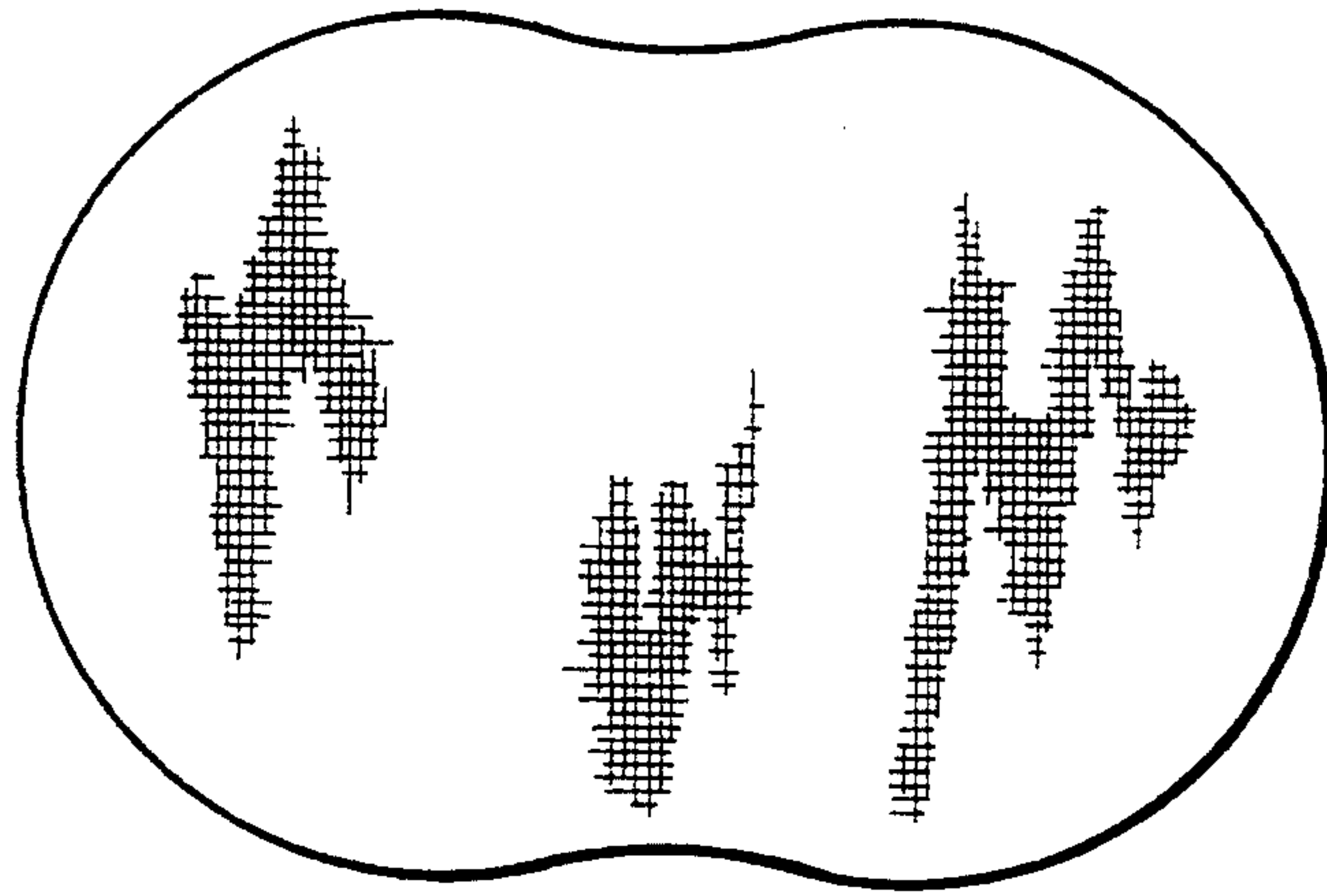


FIG. 2




FIG. 3




FIG. 4

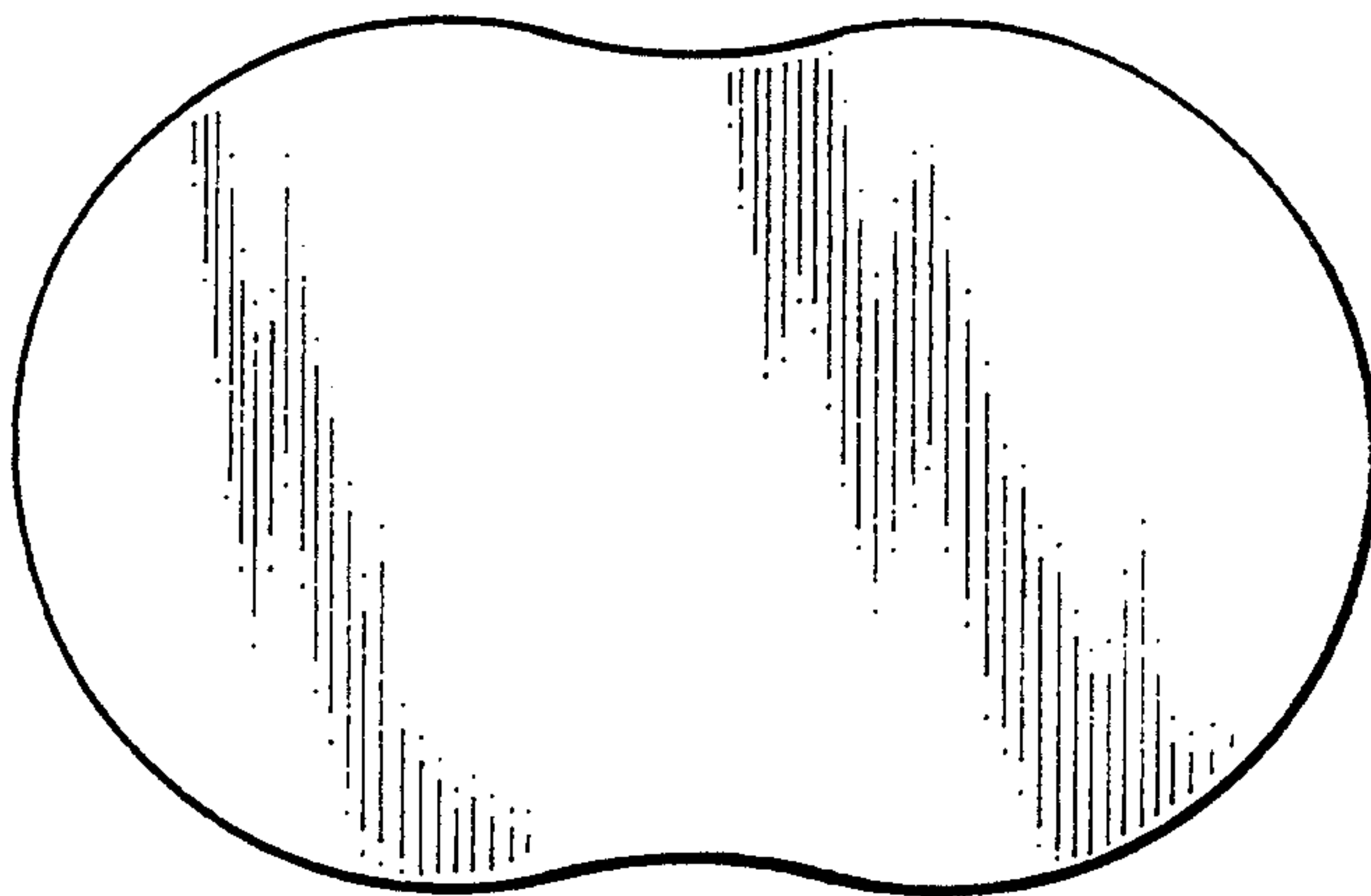


FIG. 5

