



US00D354344S

United States Patent [19]

Fritz et al.

[11] Patent Number: **Des. 354,344**

[45] Date of Patent: **** Jan. 10, 1995**

- [54] **VAPOR DISPENSING DEVICE**
- [75] Inventors: **John M. Fritz, Oak Cree; Joseph E. Reimer, Oregon, both of Wis.**
- [73] Assignee: **S. C. Johnson & Son, Inc., Racine, Wis.**
- [**] Term: **14 Years**
- [21] Appl. No.: **17,317**
- [22] Filed: **Jan. 10, 1994**
- [52] U.S. Cl. **D23/366**
- [58] Field of Search **D23/360-366-369; 422/297, 5; 392/390; 239/54, 55, 56, 51.5; D9/341, 418**

4,558,820 12/1985 Harris, Jr. D23/366

FOREIGN PATENT DOCUMENTS

0475902A1 4/1991 European Pat. Off. ... D23/366-369; 422 369

Primary Examiner—Lisa P. Lichtenstein

[57] CLAIM

The design for a vapor dispensing device, as shown and described.


DESCRIPTION

FIG. 1 is a perspective drawing of a vapor dispensing device showing our new design;
 FIG. 2 is a front elevational view thereof;
 FIG. 3 is a top plan view thereof;
 FIG. 4 is a bottom plan view thereof;
 FIG. 5 is a side elevational view, the other side view being a mirror image thereof; and,
 FIG. 6 is a rear elevational view thereof.

[56] References Cited

U.S. PATENT DOCUMENTS

- D. 242,621 12/1976 Curran D23/366
- D.332,488 1/1993 Martin D23/367






FIG. 1




FIG. 3

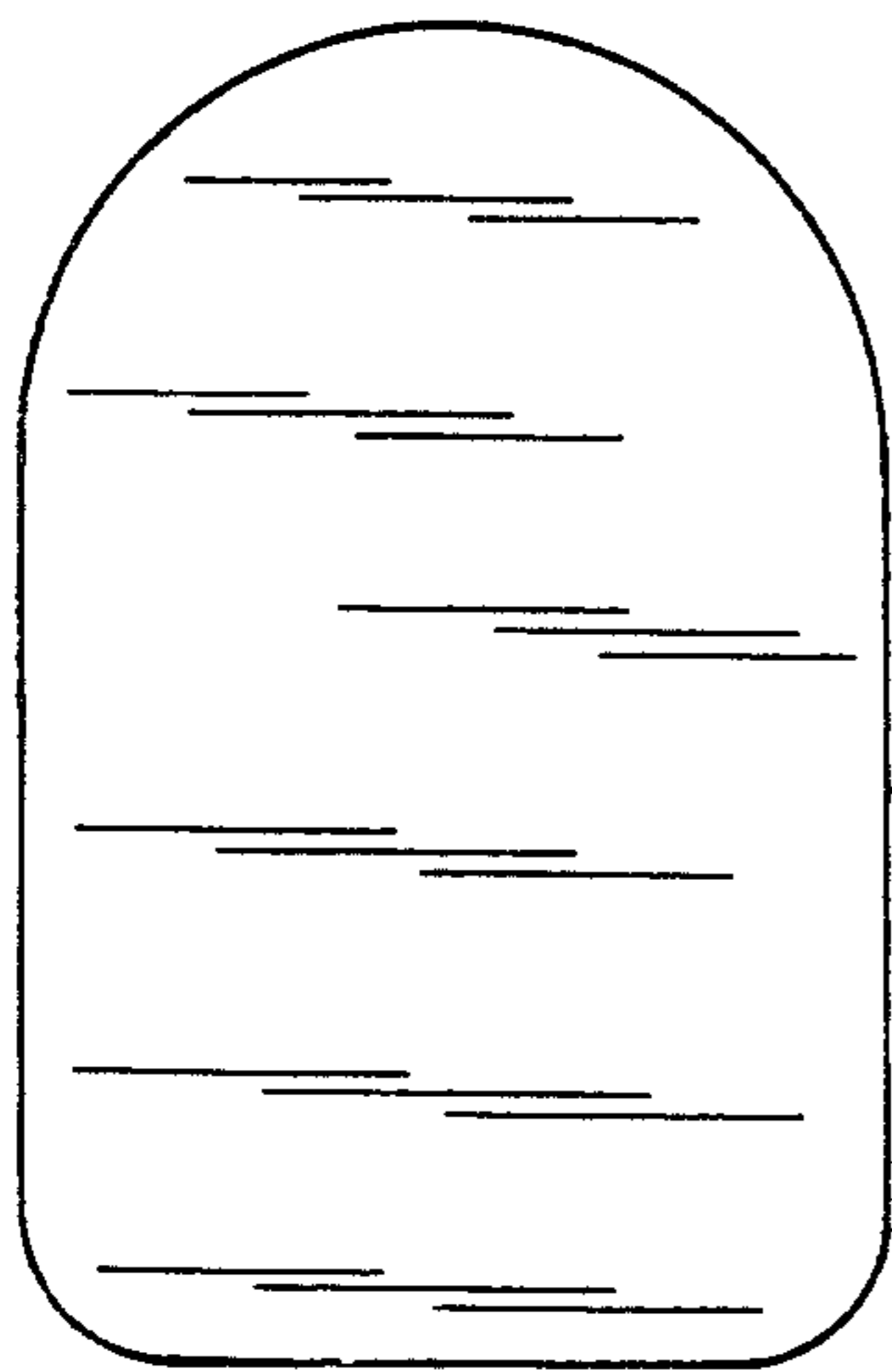


FIG. 6

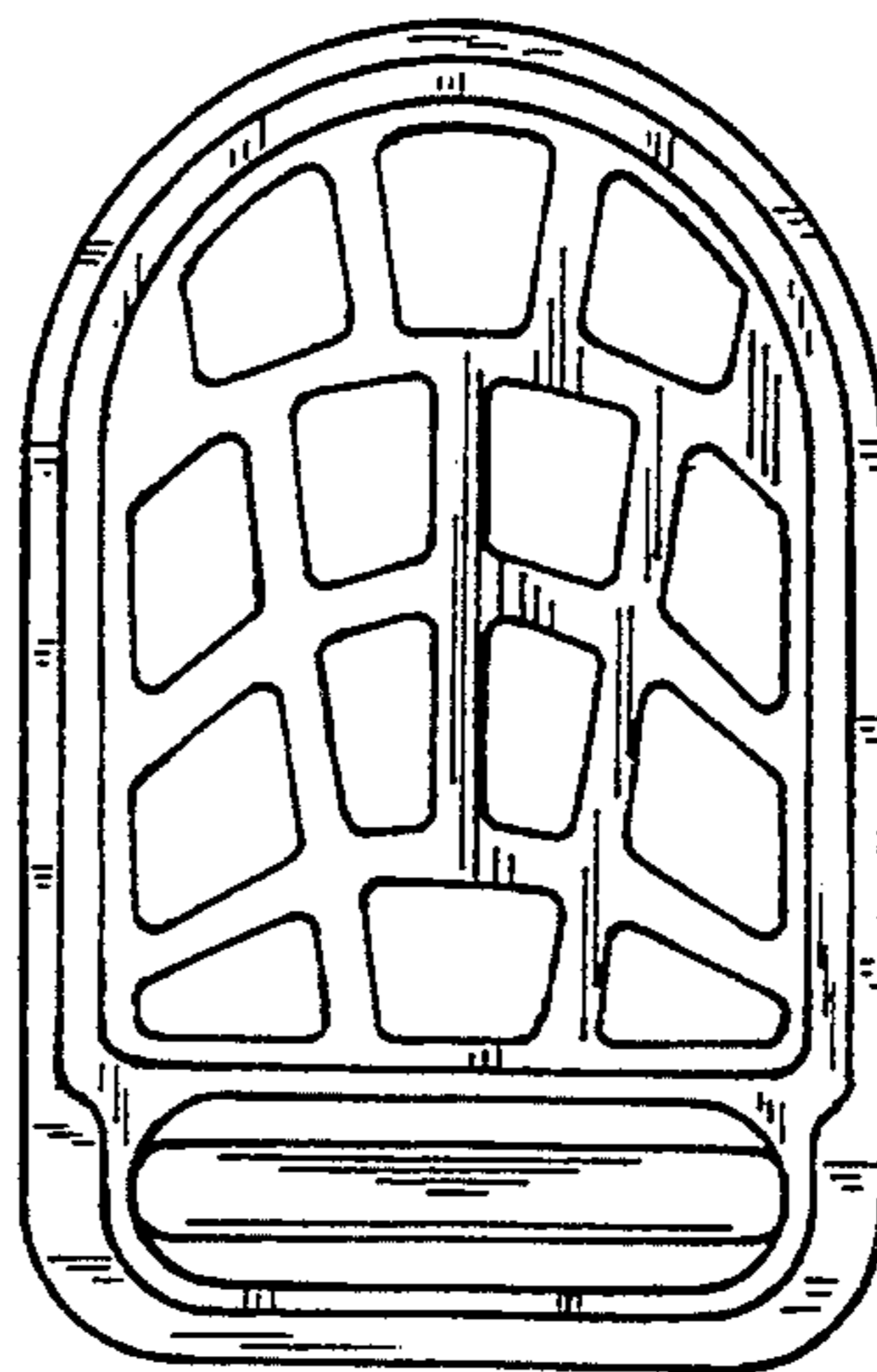


FIG. 2



FIG. 5




FIG. 4