



US00D354322S

United States Patent [19]

Vodhanel, Jr

[11] Patent Number: **Des. 354,322**

[45] Date of Patent: **** Jan. 10, 1995**

[54] **BARBELL WEIGHT**

[76] Inventor: **Joseph J. Vodhanel, Jr**, 10937 S. Groveland Av., Whittier, Calif. 90603

[**] Term: **14 Years**

[21] Appl. No.: **12,291**

[22] Filed: **Aug. 30, 1993**

[52] U.S. Cl. **D21/196**

[58] Field of Search **D21/191, 196, 197, 198; 482/104, 105, 106, 107, 108**

[56] **References Cited**

U.S. PATENT DOCUMENTS

D. 194,042	11/1962	Guthormsen	D21/197
D. 197,726	3/1964	James, Jr.	D21/197
D. 203,837	2/1966	James, Jr.	D21/197
D. 216,517	1/1970	Dorn	D21/197
D. 230,752	3/1974	Speyer	D21/197

D. 278,358	4/1985	Zwilling	D21/196
D. 306,332	2/1990	Mayfield	D21/196
5,137,502	8/1992	Anastasi	482/108
5,221,244	6/1993	Doss	482/106

Primary Examiner—Bernard Ansher


Assistant Examiner—Philip Hyder

[57] **CLAIM**

The ornamental design for a barbell weight, as shown and described.

DESCRIPTION

FIG. 1 is a top plan view;
 FIG. 2 is a front elevational view; the rear being a mirror image;
 FIG. 3 is a bottom plan view;
 FIG. 4 is a cross section view taken along 4-4 of FIG. 3; and,
 FIG. 5 is a perspective view of a barbell weight showing my new design.



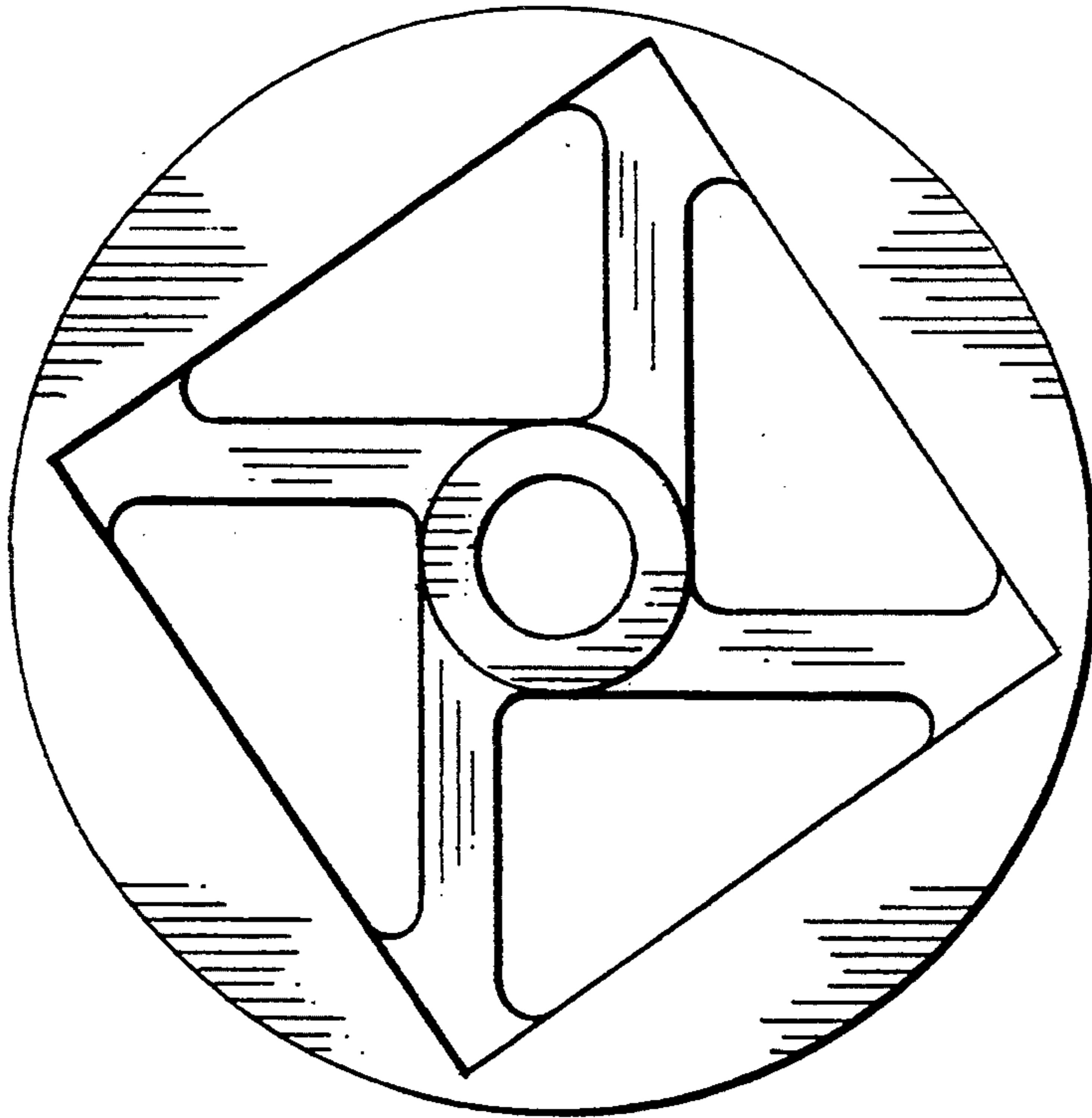
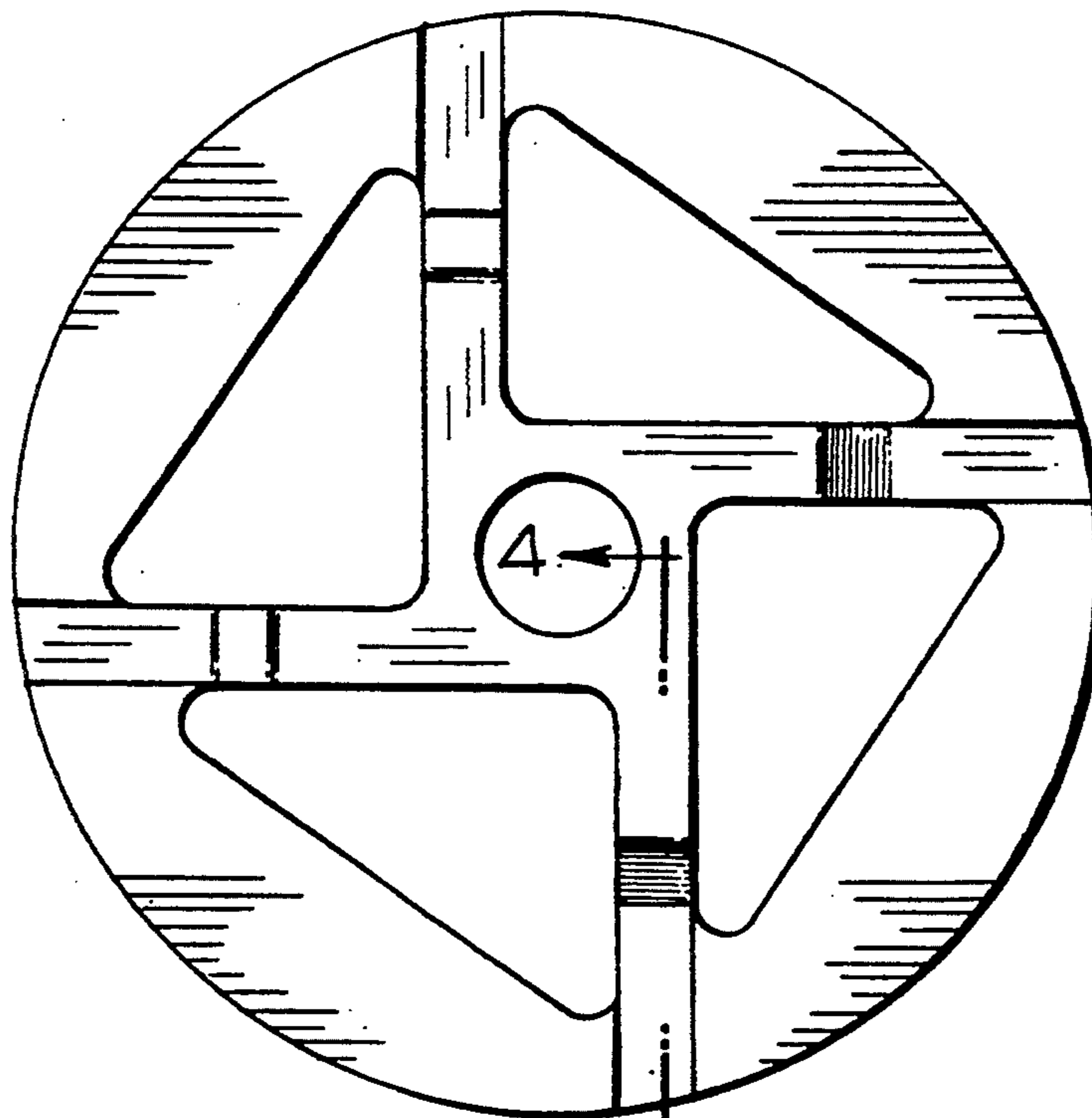


FIG. 1



FIG. 2



4 ←

FIG. 3

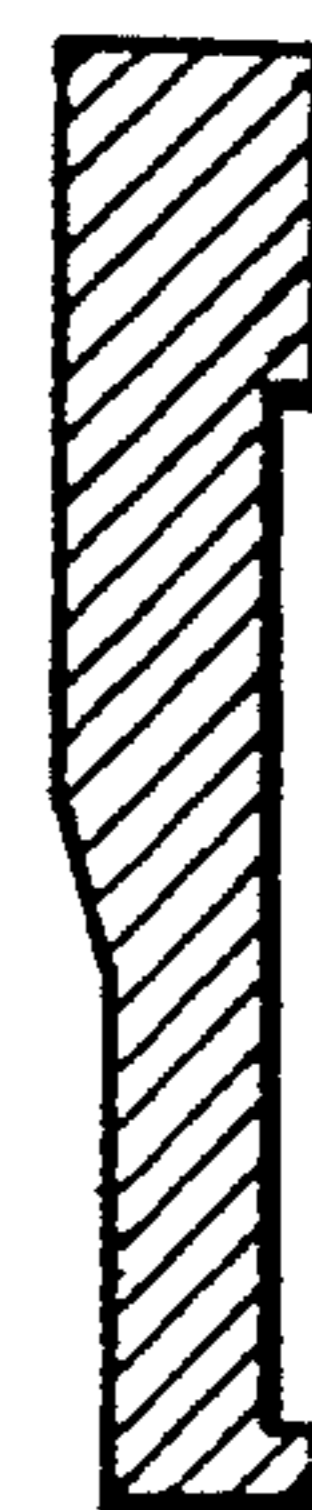


FIG. 4




FIG. 5