



US00D354310S

United States Patent [19]

[11] Patent Number: **Des. 354,310**

Crist et al.

[45] Date of Patent: **** Jan. 10, 1995**

[54] **DESK DRAWER ORGANIZER**

[75] Inventors: **Craig W. Crist, Muscatine, Iowa;**
Robert Russell, Kentwood, Mich.

[73] Assignee: **Ring King Visibles, Inc., Muscatine,**
Iowa

[**] Term: **14 Years**

[21] Appl. No.: **15,488**

[22] Filed: **Nov. 18, 1993**

[52] U.S. Cl. **D19/75; D19/77;**
D19/78; D19/92

[58] Field of Search **D3/206, 304, 313;**
D16/65, 75, 77, 78, 86, 92, 95, 99, 100; 206/214,
224, 371; 211/10, 11, 13, 45, 50, 55, 69,
69.1-69.9, 126; D6/467, 476

[56] **References Cited**

U.S. PATENT DOCUMENTS

D. 222,400 10/1971 Barnes D19/78 X
D. 256,809 9/1980 Evenson D19/75

D. 266,675 10/1982 Polhemus et al. D19/78 X
D. 269,791 7/1983 Chatham D19/77
D. 278,254 4/1985 Evenson D19/75
D. 305,246 12/1989 Kirchoff et al. D19/75
D. 308,699 6/1990 Ancona et al. D19/77 X
D. 330,219 10/1992 Carlson et al. D19/77
D. 342,758 12/1993 Kirchoff et al. D19/75
3,236,371 2/1966 Regis, Jr. et al. 206/555
4,320,835 3/1982 Pohhemus et al. 206/214 X

Primary Examiner—Martie Thompson
Attorney, Agent, or Firm—Jones, Day, Reavis & Pogue

[57] **CLAIM**

The ornamental design for a desk drawer organizer, as shown and described.

DESCRIPTION

FIG. 1 is a perspective view of a desk drawer organizer in accordance with the present invention; FIG. 2 is a front elevational view thereof; FIG. 3 is a side elevational view thereof; FIG. 4 is a top plan view thereof; and, FIG. 5 is a rear elevational view thereof. The bottom of the article is plain and unornamented.

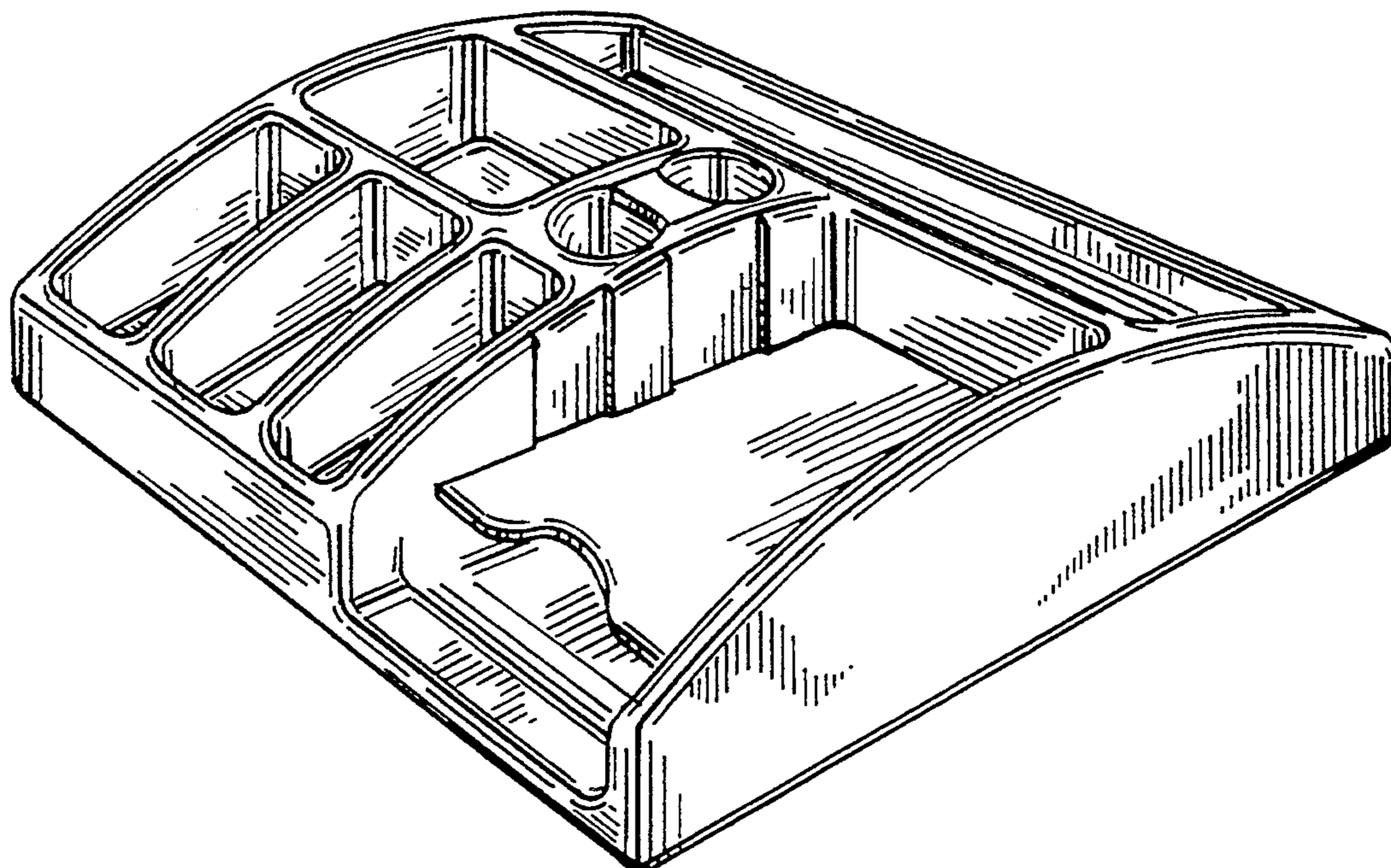


Fig. 1

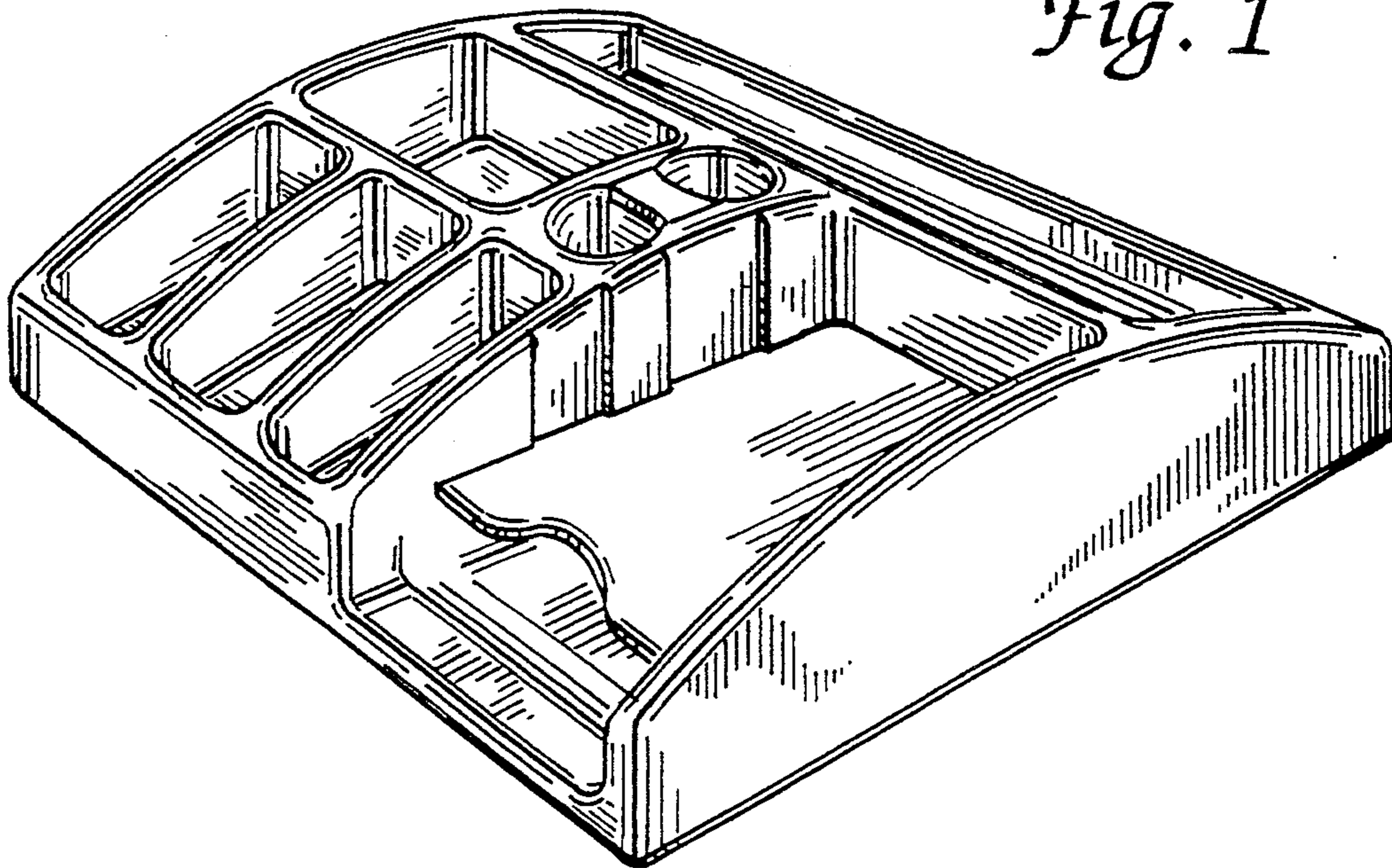


Fig. 2

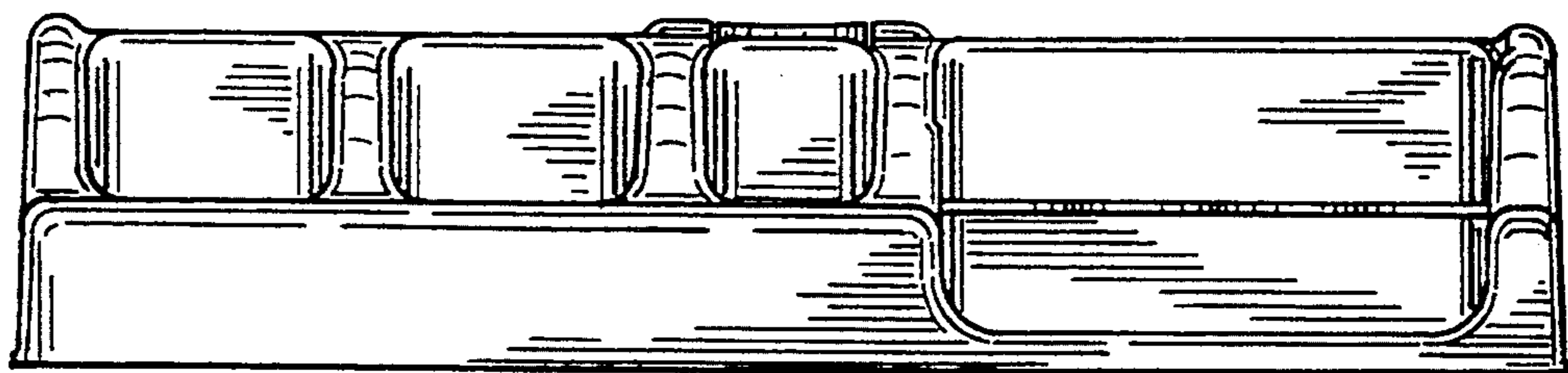


Fig. 3

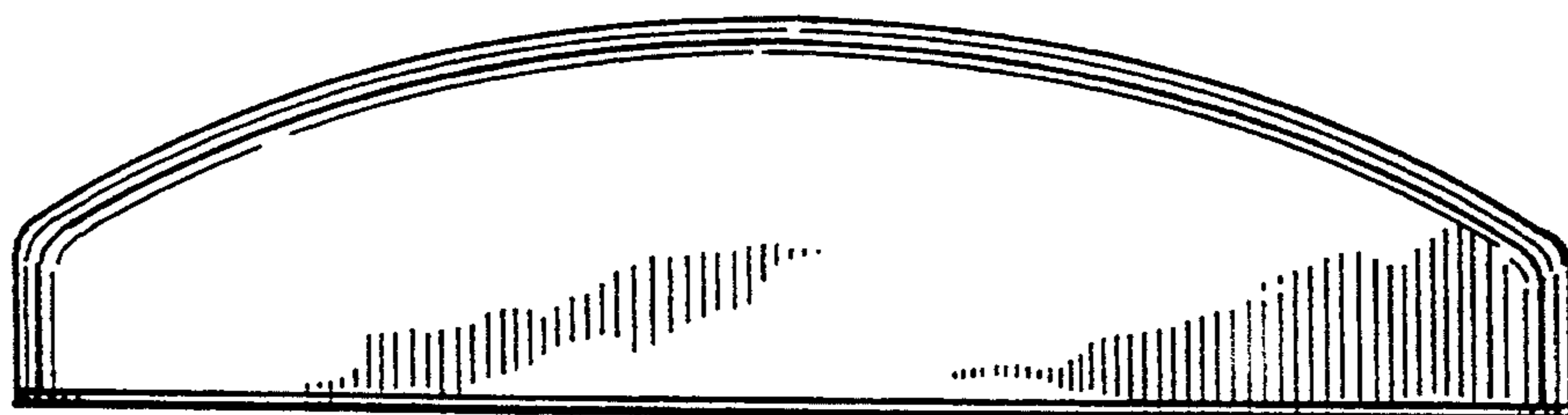


Fig. 4

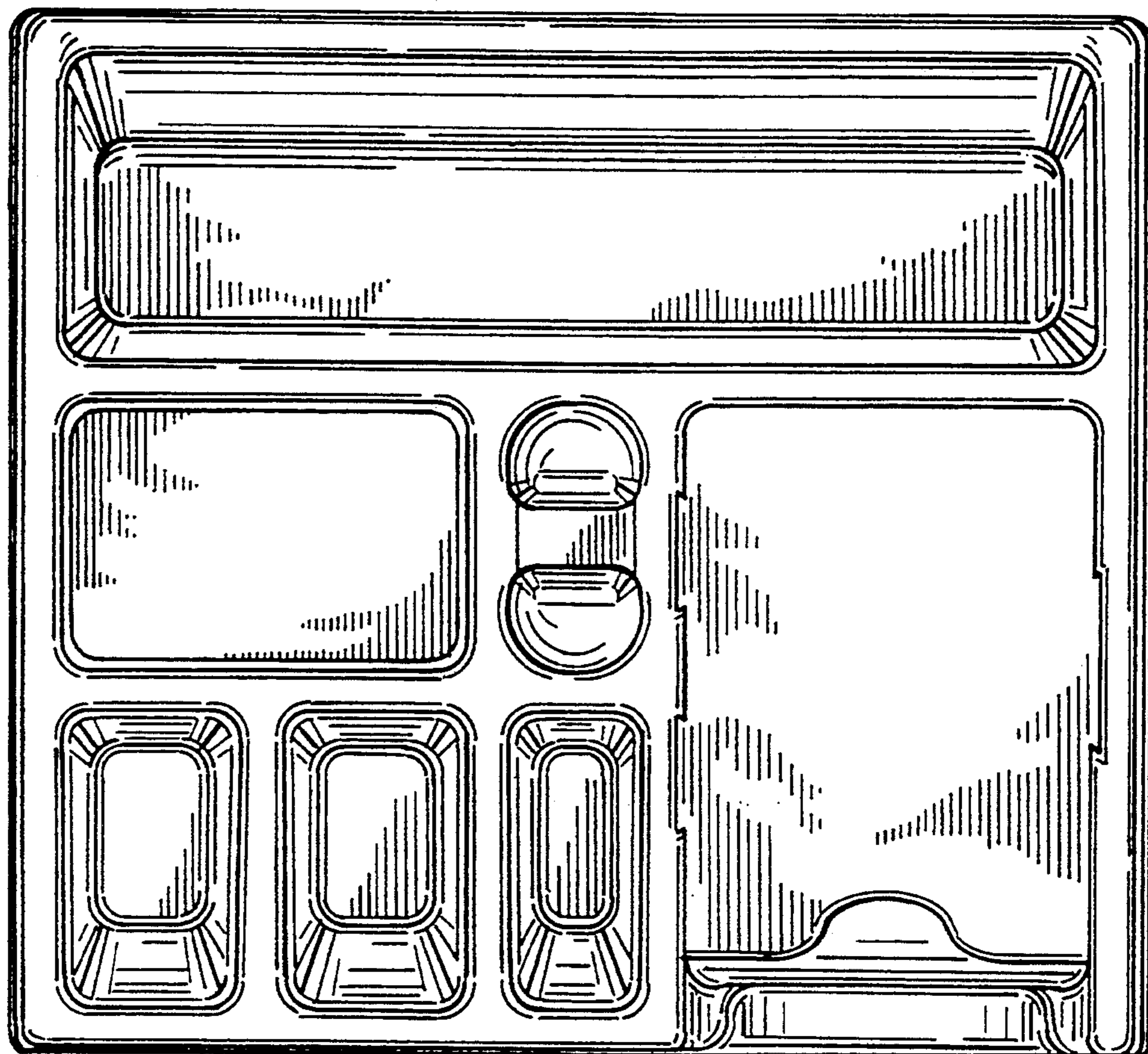


Fig. 5

