



US00D354308S

# United States Patent [19]

[11] Patent Number: Des. 354,308

Cornwell et al.

[45] Date of Patent: \*\* Jan. 10, 1995

[54] SAFETY PAPER

[75] Inventors: Douglas L. Cornwell, Upshur, W. Va.; Sue A. DeRose, Lindenhurst, Ill.

[73] Assignee: Moore Business Forms, Inc., Grand Island, N.Y.

[\*\*] Term: 14 Years

[21] Appl. No.: 13,146

[22] Filed: Sep. 20, 1993

[52] U.S. Cl. .... D19/5

[58] Field of Search ..... D19/1, 5; 40/137, 124.1; 283/72, 902, 901; 434/84, 170

- D. 217,577 5/1970 Couve .
- D. 335,502 5/1993 Coe .
- 3,279,826 10/1966 Rudershausen et al. .
- 3,614,430 10/1971 Berker .
- 3,886,083 5/1975 Laxer .
- 4,033,059 7/1977 Hutton et al. .
- 4,151,666 5/1979 Raphael et al. .
- 4,451,521 5/1984 Kaule et al. .
- 4,452,843 6/1984 Kaule et al. .
- 4,884,828 12/1989 Burnham et al. .
- 5,064,221 11/1991 Mieke et al. .
- 5,149,138 9/1992 Zemsky .

Primary Examiner—Wallace R. Burke  
Assistant Examiner—Pamela Burgess  
Attorney, Agent, or Firm—Nixon & Vanderhye

## [56] References Cited

### U.S. PATENT DOCUMENTS


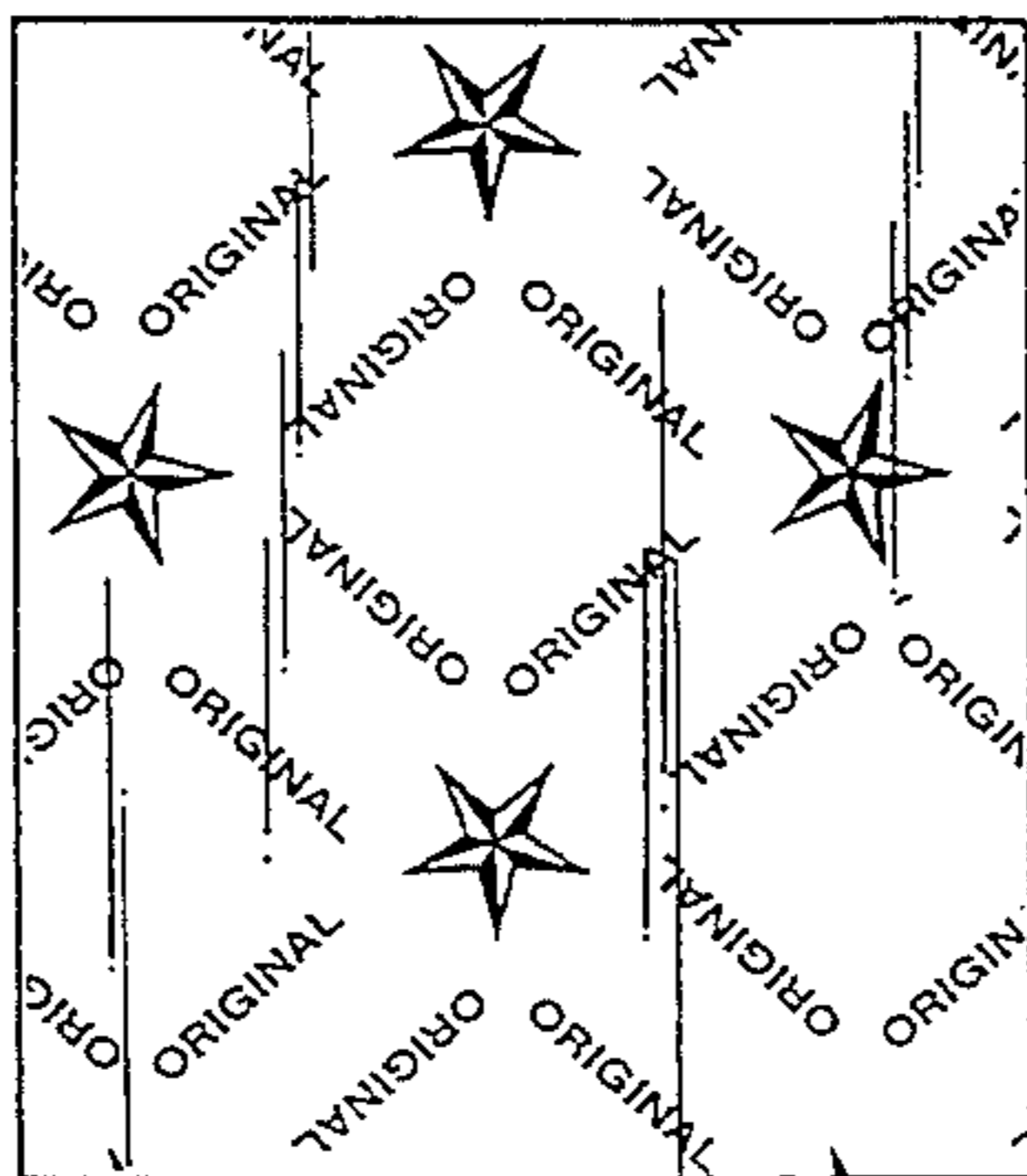
- D. 7,888 11/1874 Myers ..... D19/5
- D. 8,200 3/1875 Bainbridge ..... D19/5
- D. 24,809 10/1895 Simon ..... D19/5
- D. 40,362 11/1909 Sergeant .
- D. 50,415 3/1917 Gurney .
- D. 61,174 7/1922 Meyer .
- D. 61,205 7/1922 Meyer .
- D. 61,332 8/1922 Shoemaker .
- D. 63,912 2/1924 Prizer .
- D. 69,180 1/1926 Hotchkiss .
- D. 69,396 2/1926 Hetherington .
- D. 85,997 1/1932 Smith .
- D. 128,051 1/1941 Lathey ..... D19/5 X
- D. 185,622 7/1959 Berg .
- D. 185,623 7/1959 Berg .
- D. 217,573 5/1970 Couve .
- D. 217,574 5/1970 Couve .
- D. 217,576 5/1970 Couve .

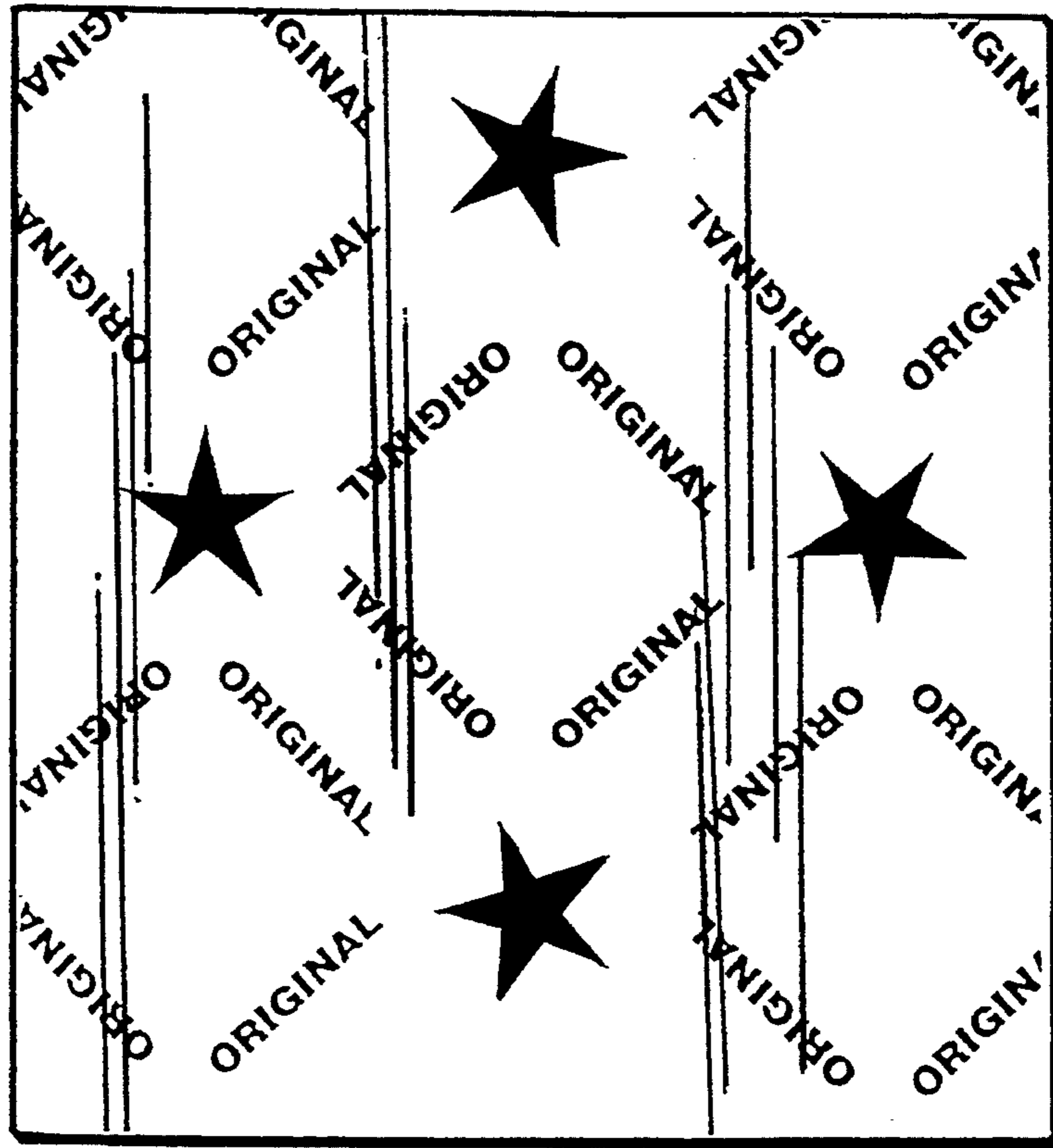
## [57] CLAIM

The ornamental design for safety paper, as shown and described.

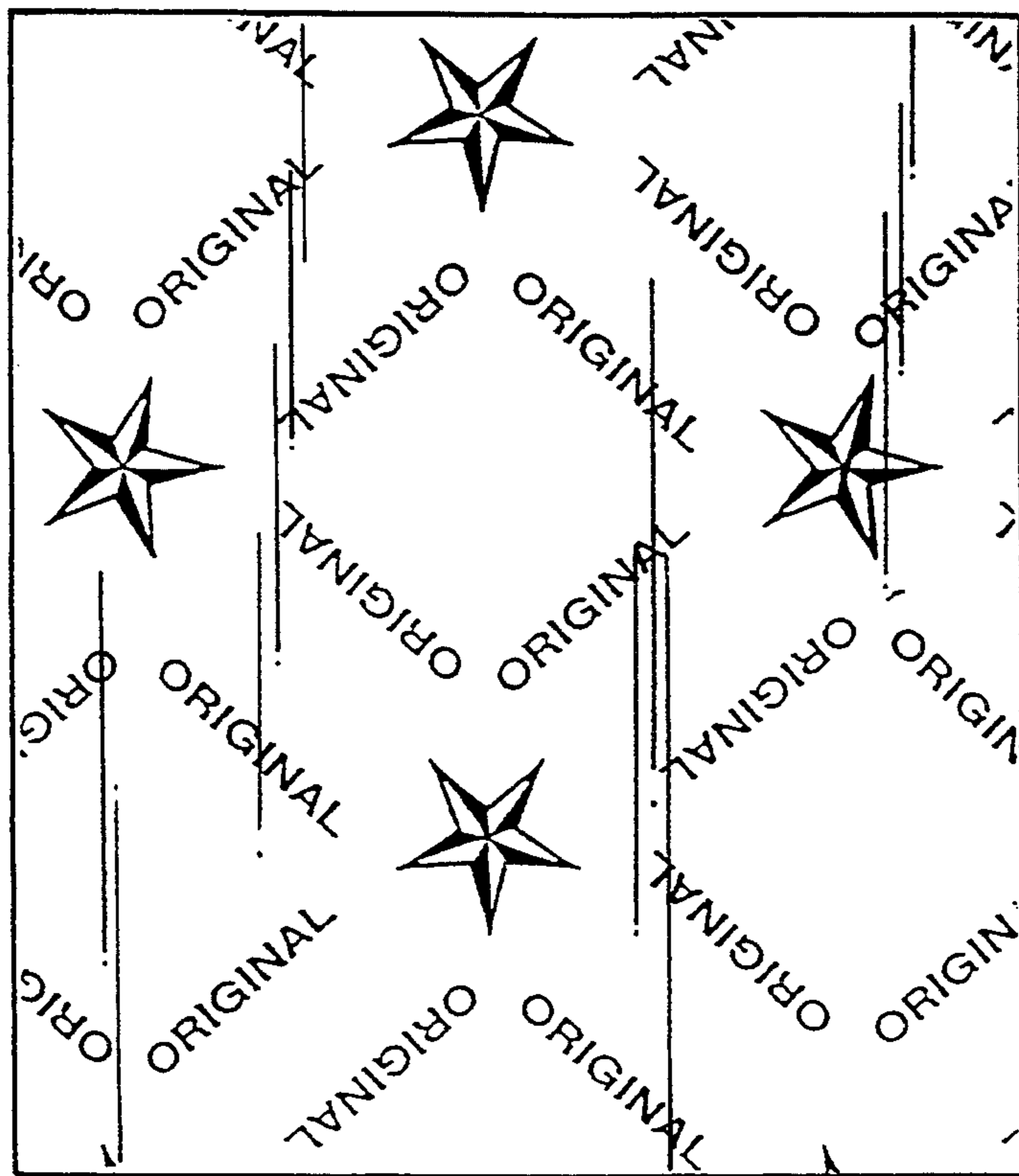
## DESCRIPTION

FIG. 1 is a front elevational view of safety paper showing our new design, the undisclosed rear being plain and unornamented;  
 FIG. 2 is front elevational view of a second embodiment of FIG. 1, the undisclosed rear being plain and unornamented;  
 FIG. 3 is a front elevational view of a third embodiment of FIG. 1, the undisclosed rear being plain and unornamented; and,  
 FIG. 4 is a front elevational view of a fourth embodiment of FIG. 1, the undisclosed rear being plain and unornamented.  
 It is understood that the claimed article is of conventional thickness.

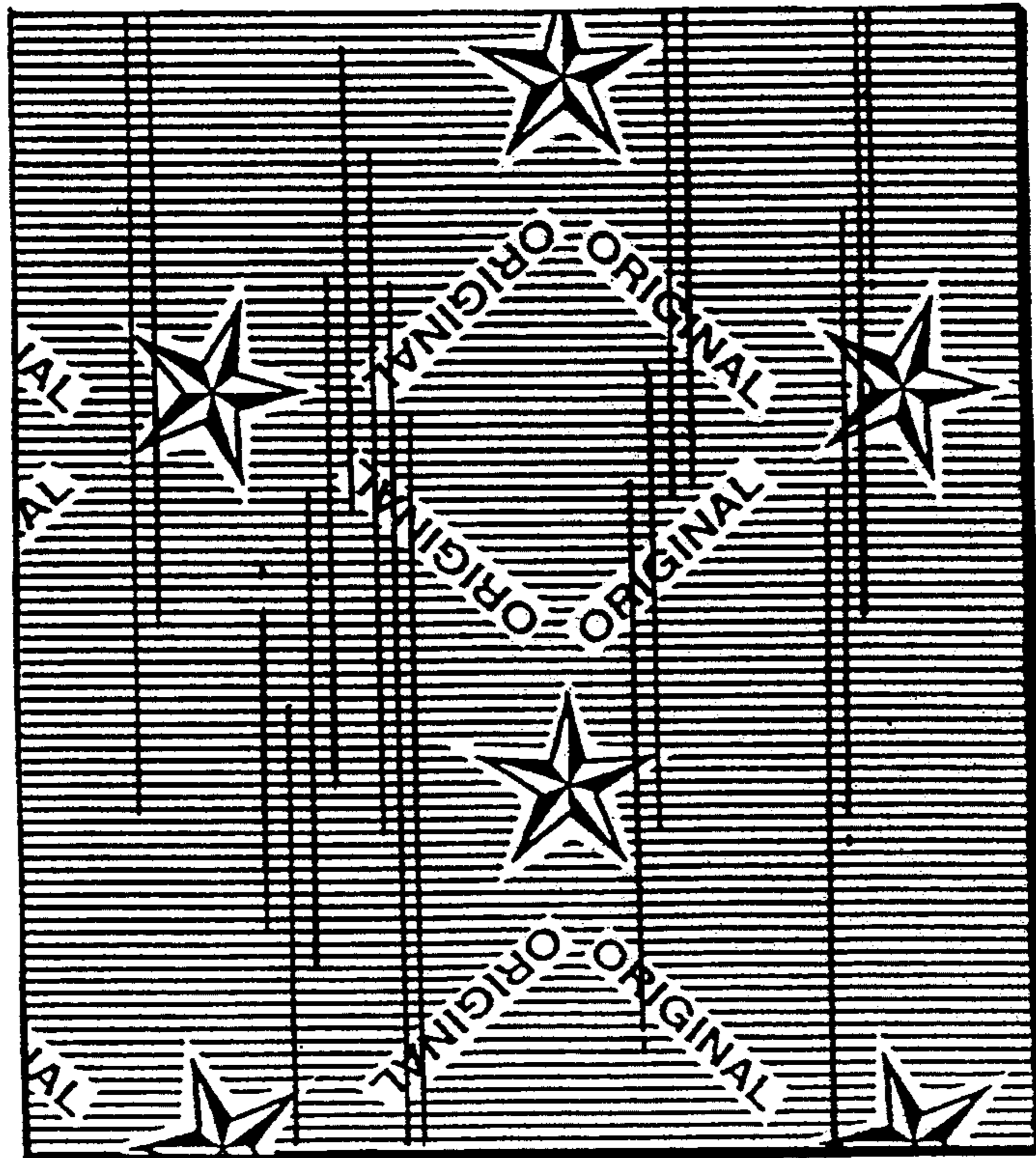





**FIG. 1**



**FIG. 2**



**FIG. 3**



**FIG. 4**