



US00D354262S

United States Patent [19]

[11] Patent Number: **Des. 354,262**

Harms

[45] Date of Patent: **** Jan. 10, 1995**

[54] TIRE

3,547,175 12/1970 Verdier 152/209
4,480,672 11/1984 Marshall et al. D12/137

[76] Inventor: **Mark J. Harms**, P.O. Box 983,
Valley Center, Calif. 92082

OTHER PUBLICATIONS

[*] Notice: The portion of the term of this patent subsequent to Dec. 14, 2007 has been disclaimed.

1991 Tread Design Guide, p. 224, Dick Cepek Spider Trac ATV Tire, second tire in from top left side of page.

[**] Term: **14 Years**

Primary Examiner—James M. Gandy
Attorney, Agent, or Firm—Kerkam, Stowell, Kondracki & Clarke

[21] Appl. No.: **551**

[57] CLAIM

[22] Filed: **Oct. 19, 1992**

The ornamental design for a tire, as shown and described.

[52] U.S. Cl. **D12/151**

[58] Field of Search D12/136, 146-151;
152/209 R, 209 A, 209 B, 209 D



DESCRIPTION

[56] References Cited

U.S. PATENT DOCUMENTS

| | | | | |
|------------|---------|---------------|-------|---------|
| D. 108,097 | 1/1938 | Brunner | | D12/147 |
| D. 293,093 | 12/1987 | Nishio et al. | | D12/147 |
| D. 317,187 | 5/1991 | Suzuki | | D12/147 |
| D. 342,228 | 12/1993 | Harms | | D12/151 |

FIG. 1 is a perspective view of a tire showing my new design, it being understood that the tread pattern is repeated uniformly throughout the circumference of the tire as shown schematically by solid lines; FIG. 2 is a front elevation view thereof; and, FIG. 3 is a side elevation view thereof, the opposite side being a mirror image of that shown.



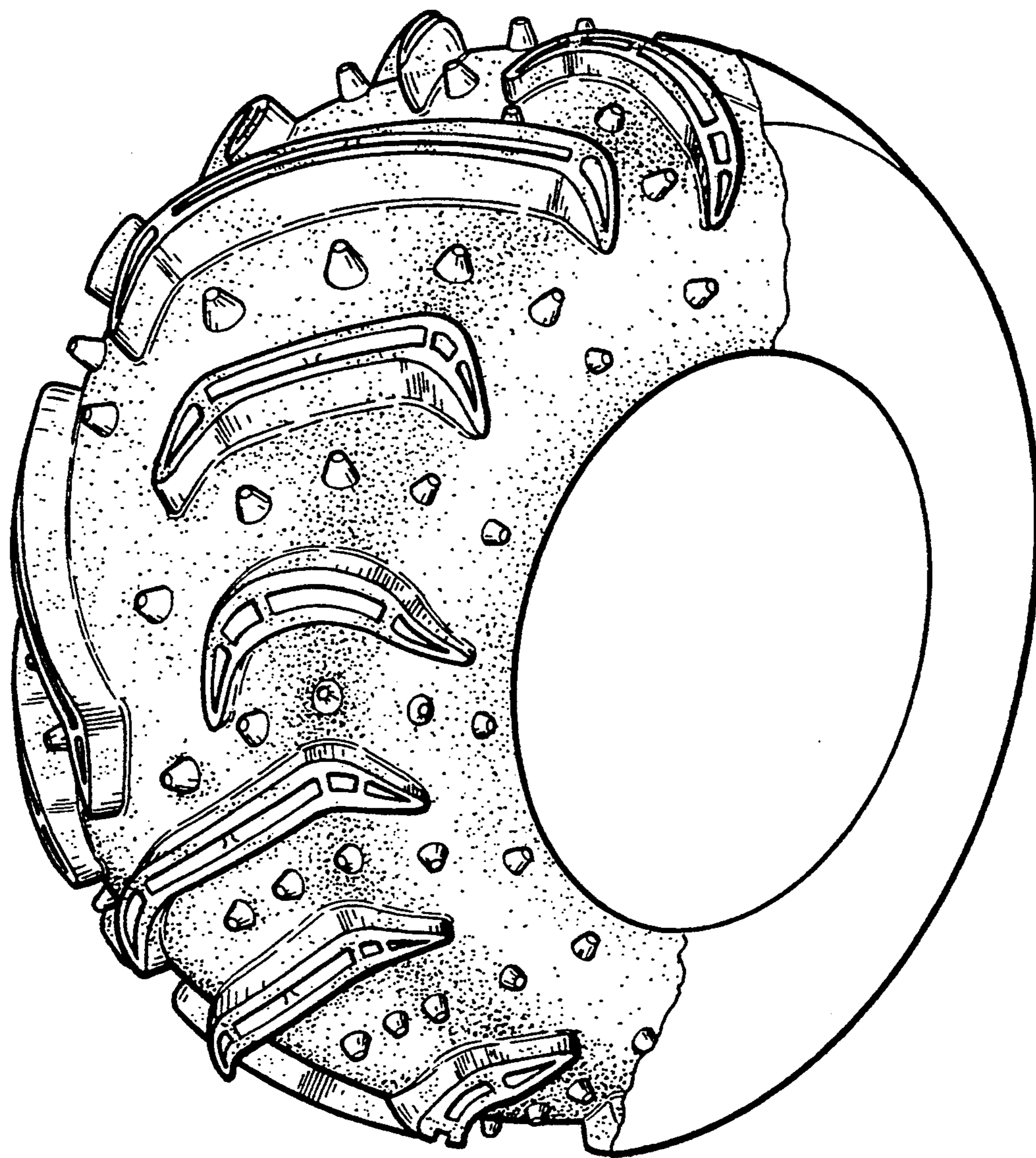


FIG. 1

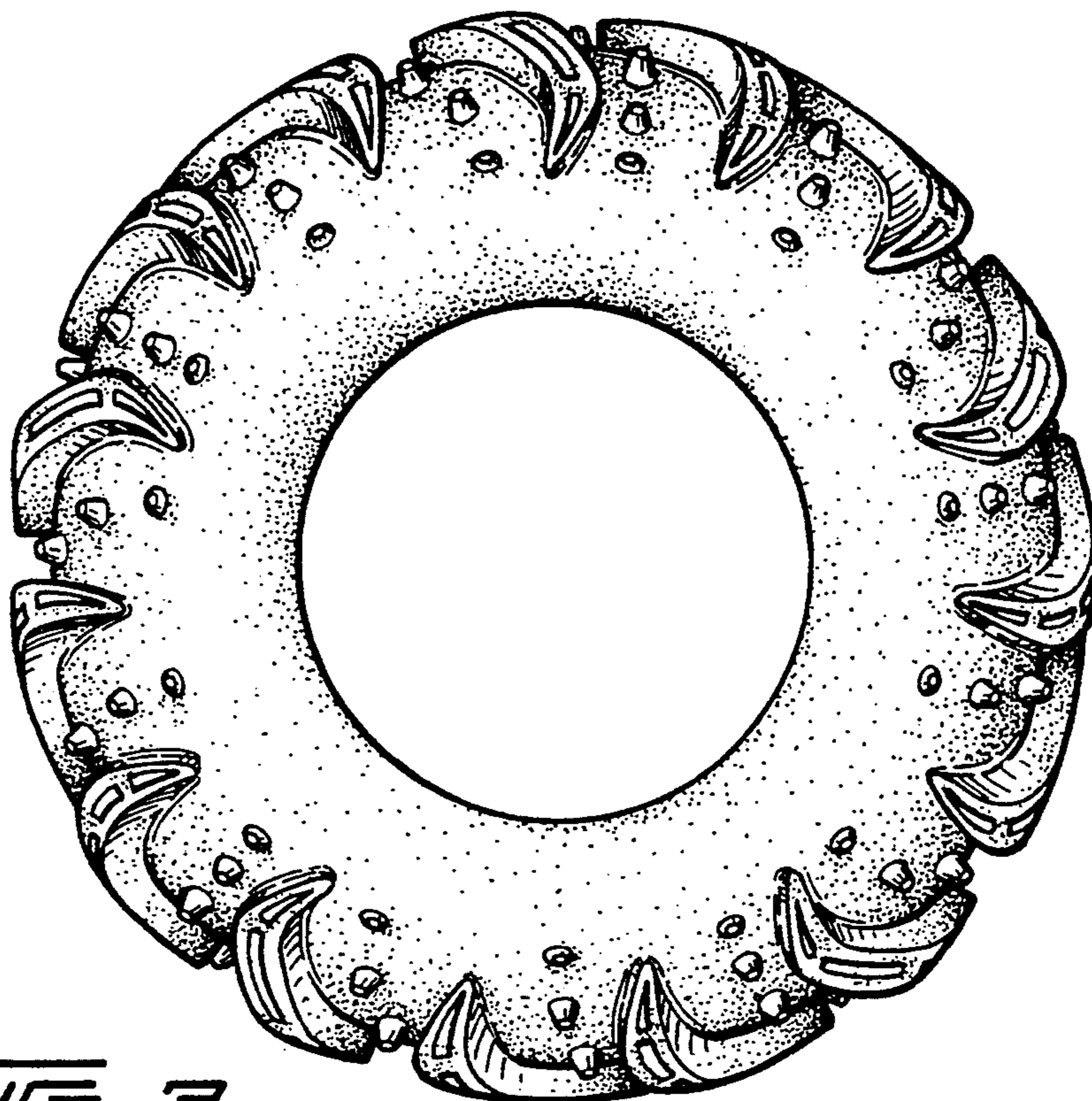


FIG. 3




FIG. 2