



US00D354247S

United States Patent [19]

[11] Patent Number: **Des. 354,247**

Huang

[45] Date of Patent: **** Jan. 10, 1995**

[54] **BELL**

[76] Inventor: **Chung-Shyan Huang**, No. 1-1, Chang Mar Street, Hsiu Shui Hsiang, Chang Hua Hsien, Taiwan, Prov. of China

[**] Term: **14 Years**

[21] Appl. No.: **14,255**

[22] Filed: **Oct. 18, 1993**

[52] U.S. Cl. **D10/116**

[58] Field of Search **D10/104, 106, 116, 117, D10/119, 120; 116/147, 148, 149, 150, 153, 170, 171, 172; D11/67**

D. 338,167 8/1993 Huang **D10/116**
 D. 342,915 1/1994 Shyan **D10/116**

Primary Examiner—James M. Gandy
Assistant Examiner—Marcus Jackson
Attorney, Agent, or Firm—Charles E. Baxley

[56] **References Cited**
U.S. PATENT DOCUMENTS
 D. 133,738 9/1942 Katz **D11/67**
 D. 331,720 12/1992 Shyan **D10/116**

[57] **CLAIM**
 The ornamental design for a bell, as shown and described.

DESCRIPTION
 FIG. 1 is a perspective view of a bell showing my new design;
 FIG. 2 is a front elevational view thereof;
 FIG. 3 is a rear elevational view thereof;
 FIG. 4 is a right side elevational view thereof, with the opposite side being a mirror image of that shown;
 FIG. 5 is a top plan view thereof; and,
 FIG. 6 is a bottom plan view thereof.



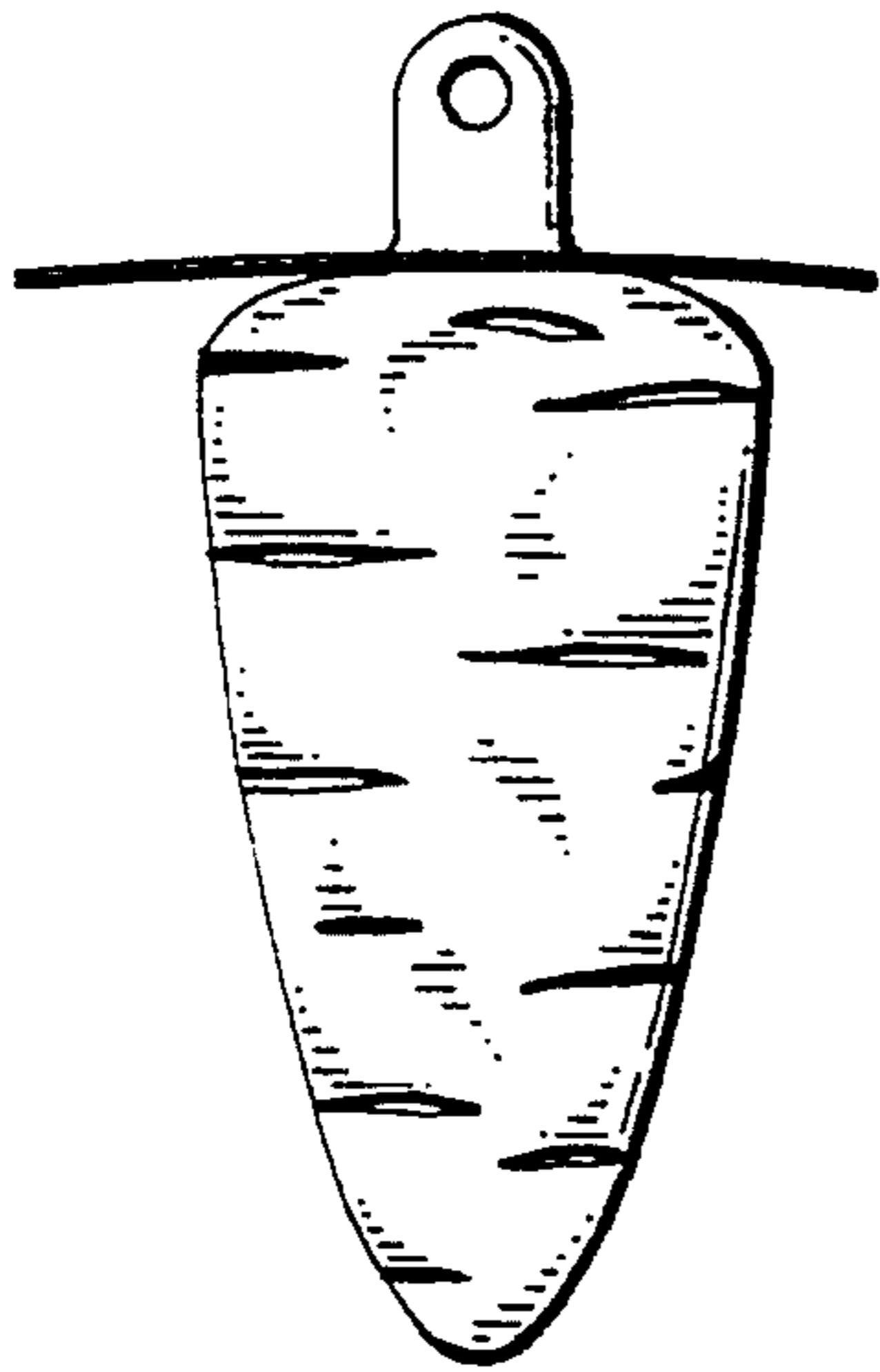


Fig. 2

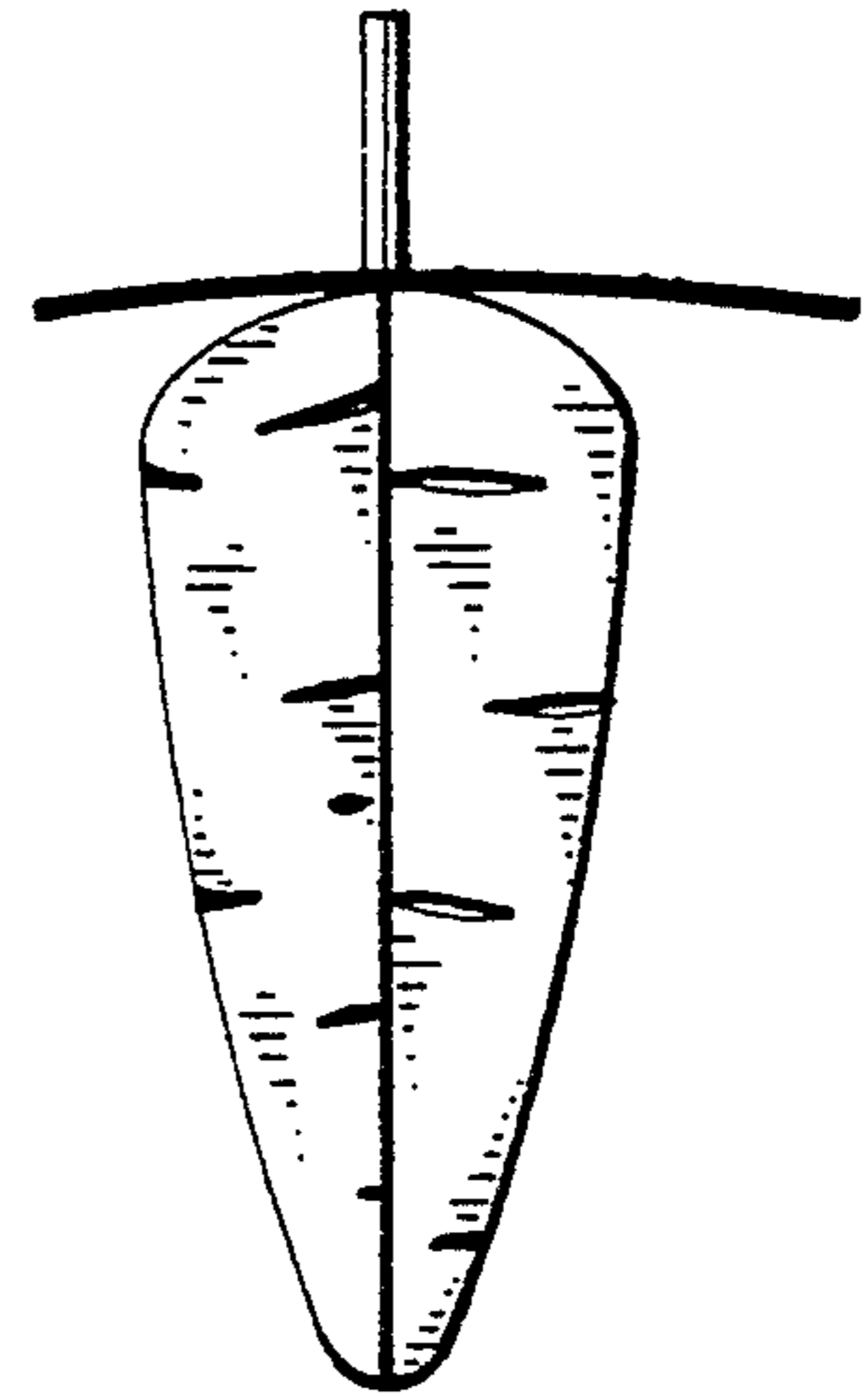


Fig. 4




Fig. 5

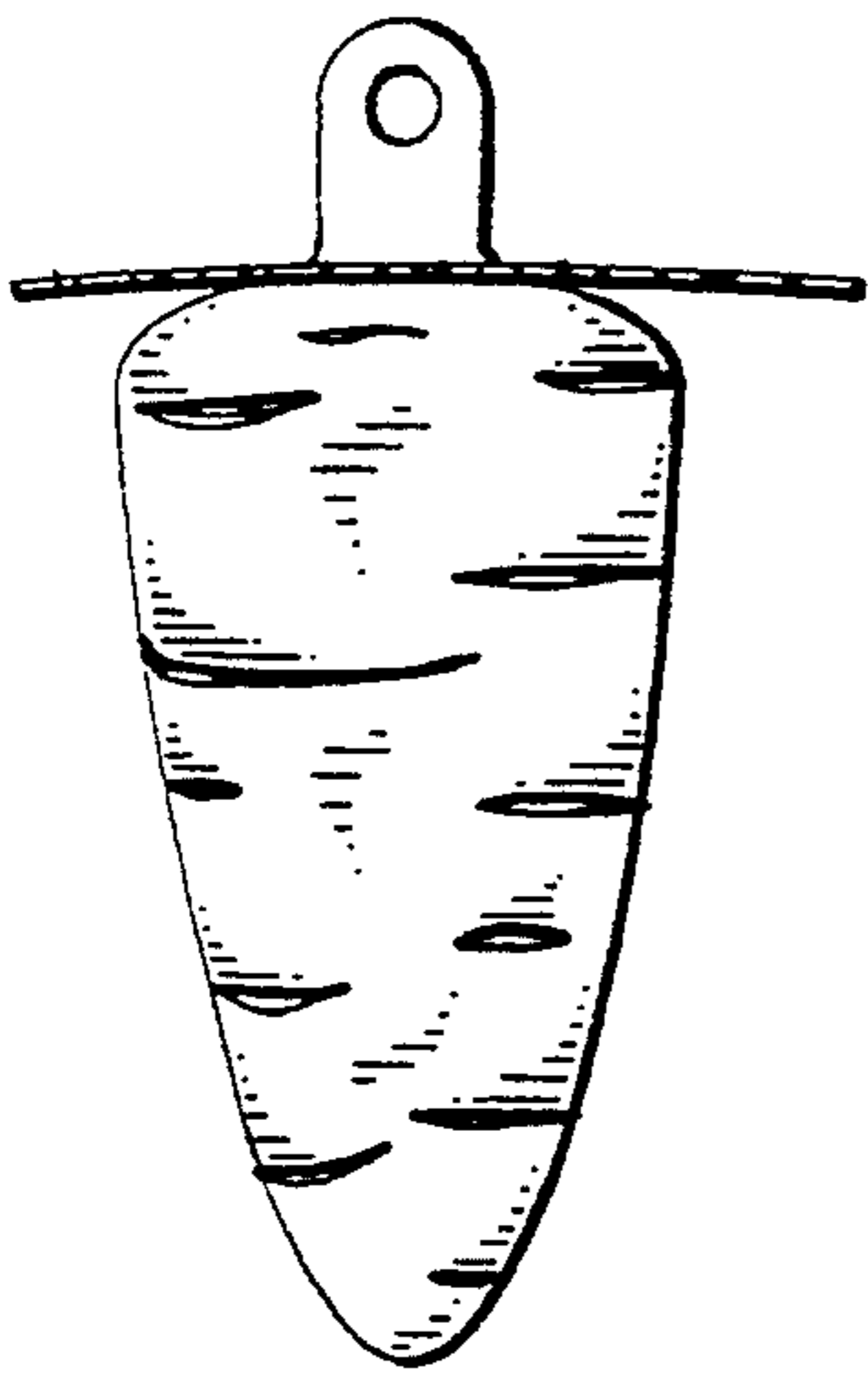


Fig. 3




Fig. 6



Fig. 1