



US00D354241S

United States Patent [19]
Chodat

[11] **Patent Number: Des. 354,241**
[45] **Date of Patent: ** Jan. 10, 1995**

[54] **COMBINED WRISTWATCH AND BAND PORTIONS THEREFOR**

D. 331,541 12/1992 Burgener D10/30 X

[75] **Inventor: Jean-Pierre Chodat, Auvornier, Switzerland**

[73] **Assignee: Ebel S.A., Switzerland**

[**] **Term: 14 Years**

[21] **Appl. No.: 719,569**

[22] **Filed: Jun. 24, 1991**

[30] **Foreign Application Priority Data**

Feb. 1, 1991 [CH] Switzerland DMA001425
[52] **U.S. Cl. D10/39**
[58] **Field of Search D10/30-39,**
D10/122-126, 128, 129; 368/276-278,
280-282, 285, 318, 322, 323, 223-238

[56] **References Cited**

U.S. PATENT DOCUMENTS

D. 295,395 4/1988 Watanabe et al. D10/30
D. 328,870 8/1992 Chodat D10/30

OTHER PUBLICATIONS

Swiss Watch & Jewelry Journal, Feb. 1989, See p. 468, circled watch-right.
European Jeweler, Apr. 1987, see p. 71 circled watch upper left.
Jeweler's Circular-Keystone, Feb. 1979, p. 281 see circled watch left.

Primary Examiner—Martie Thompson
Attorney, Agent, or Firm—Baker & McKenzie

[57] **CLAIM**

The ornamental design for a combined wristwatch and band portions therefor, as shown and described.

DESCRIPTION

FIG. 1 is a front elevational view of a combined wristwatch and band portions therefor showing my new design;
FIG. 2 is a rear elevational view;
FIG. 3 is a right side elevational view; and,
FIG. 4 is a left side elevational view thereof.




Fig 1




Fig 2

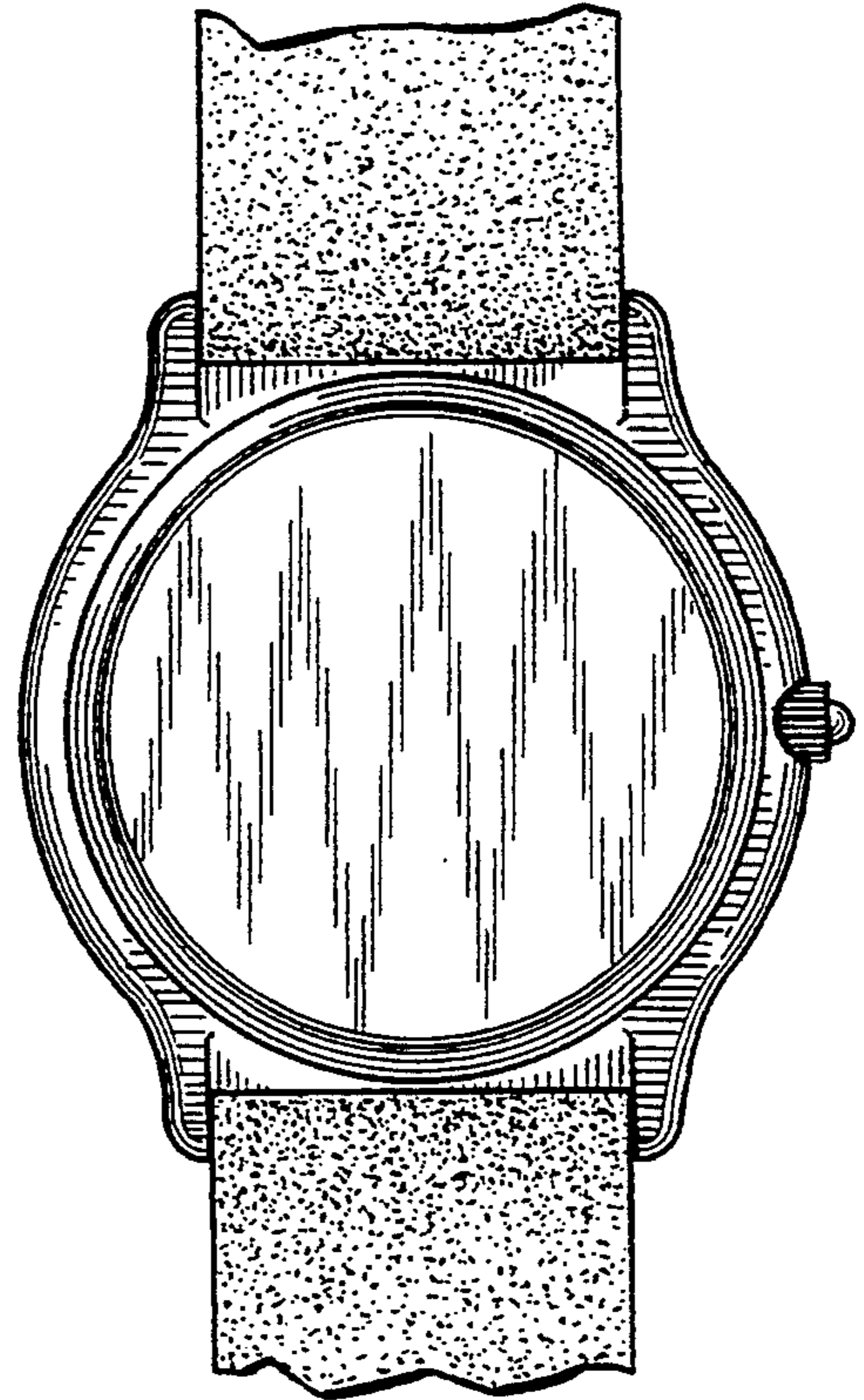


Fig 3

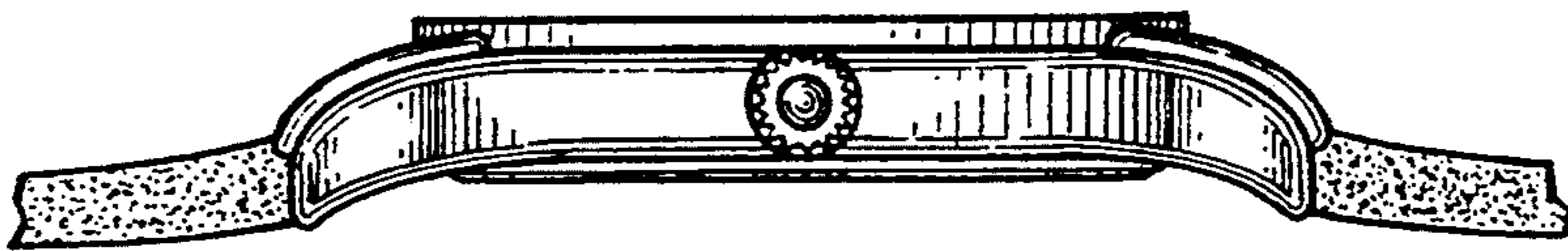


Fig 4

