



US00D354240S

# United States Patent [19]

[11] Patent Number: **Des. 354,240**

**Hanagata**

[45] Date of Patent: **\*\* Jan. 10, 1995**

[54] **WRIST WATCH**

[75] Inventor: **Shigeru Hanagata, Kawasaki, Japan**

[73] Assignee: **Casio Computer Co., Ltd., Tokyo, Japan**

[\*\*] Term: **14 Years**

[21] Appl. No.: **1,605**

[22] Filed: **Nov. 17, 1992**

[52] U.S. Cl. .... **D10/39; D10/38; D10/31**

[58] Field of Search ..... **D10/1-40, D10/122-132; 368/276-277, 280-282, 285, 82-84, 239-242**

[56] **References Cited**

**U.S. PATENT DOCUMENTS**

- D. 314,518 2/1991 Kawashima ..... D10/30 X
- D. 315,512 3/1991 Houlihan ..... D10/30
- D. 321,145 10/1991 Takahashi ..... D10/39

- D. 333,100 2/1993 Morishima ..... D10/38
- D. 339,302 9/1993 Yamamoto ..... D10/38
- D. 339,304 9/1993 Kawashima ..... D10/39
- D. 339,530 9/1993 Morishima ..... D10/30 X
- D. 339,531 9/1993 Morishima ..... D10/38
- D. 339,750 9/1993 Nakai ..... D10/38

*Primary Examiner*—Nelson C. Holtje  
*Attorney, Agent, or Firm*—Frishauf, Holtz, Goodman & Woodward

[57] **CLAIM**

The ornamental design for a wrist watch, as shown and described.

**DESCRIPTION**

FIG. 1 is a front elevation view of a wrist watch showing my new design;  
FIG. 2 is a right side elevation view thereof;  
FIG. 3 is a left side elevation view thereof;  
FIG. 4 is a top plan view thereof;  
FIG. 5 is a bottom plan view thereof; and,  
FIG. 6 is a rear elevation view thereof.



FIG. 4




FIG. 3




FIG. 1



FIG. 2




FIG. 5

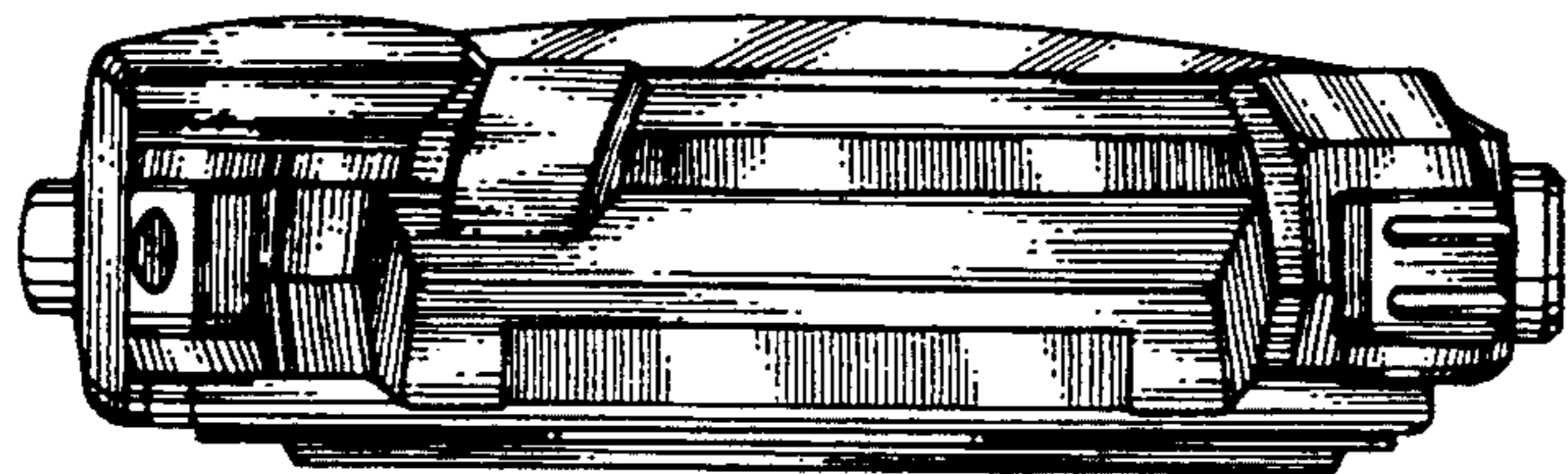


FIG. 6

