



US00D354239S

United States Patent [19]

[11] Patent Number: **Des. 354,239**

Ishizaka

[45] Date of Patent: **** Jan. 10, 1995**

[54] **WRIST WATCH**

[75] Inventor: **Shingo Ishizaka, Akishima, Japan**

[73] Assignee: **Casio Computer Co., Ltd., Tokyo, Japan**

[**] Term: **14 Years**

[21] Appl. No.: **1,606**

[22] Filed: **Nov. 17, 1992**

[52] U.S. Cl. **D10/38**

[58] Field of Search **D10/1-40, D10/122-132; 368/276-277, 280-282, 285, 82-84, 239-242**

[56] **References Cited**

U.S. PATENT DOCUMENTS

- D. 325,530 4/1992 Moriai D10/38
- D. 325,535 4/1992 Yamamoto D10/39
- D. 327,441 6/1992 Yamamoto D10/38

- D. 327,443 6/1992 Sugita D10/38
- D. 327,444 6/1992 Murakami D10/39
- D. 327,445 6/1992 Fujihara D10/39
- D. 339,749 9/1993 Ishizaka D10/38

Primary Examiner—Nelson C. Holtje
Attorney, Agent, or Firm—Frishauf, Holtz, Goodman & Woodward

[57] **CLAIM**

The ornamental design for a wrist watch, as shown and described.

DESCRIPTION

FIG. 1 is a front elevation view of a wrist watch showing showing my new design;
FIG. 2 is a right side elevation view thereof;
FIG. 3 is a left side elevation view thereof;
FIG. 4 is a top plan view thereof;
FIG. 5 is a bottom plan view thereof;
FIG. 6 is a rear elevation view thereof; and,
FIG. 7 is a perspective view thereof.




FIG. 4




FIG. 3

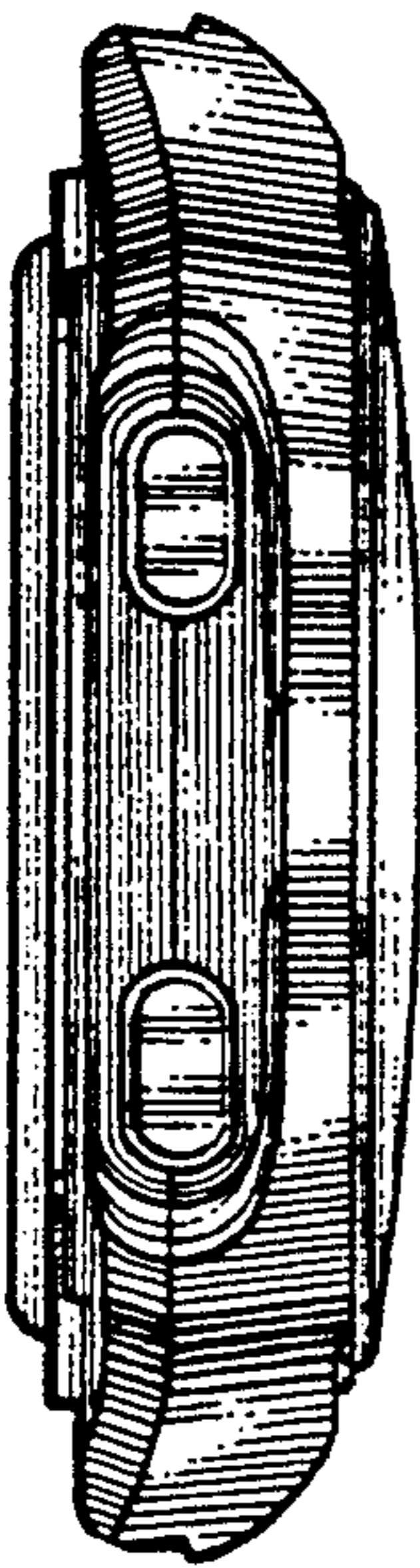


FIG. 1



FIG. 2

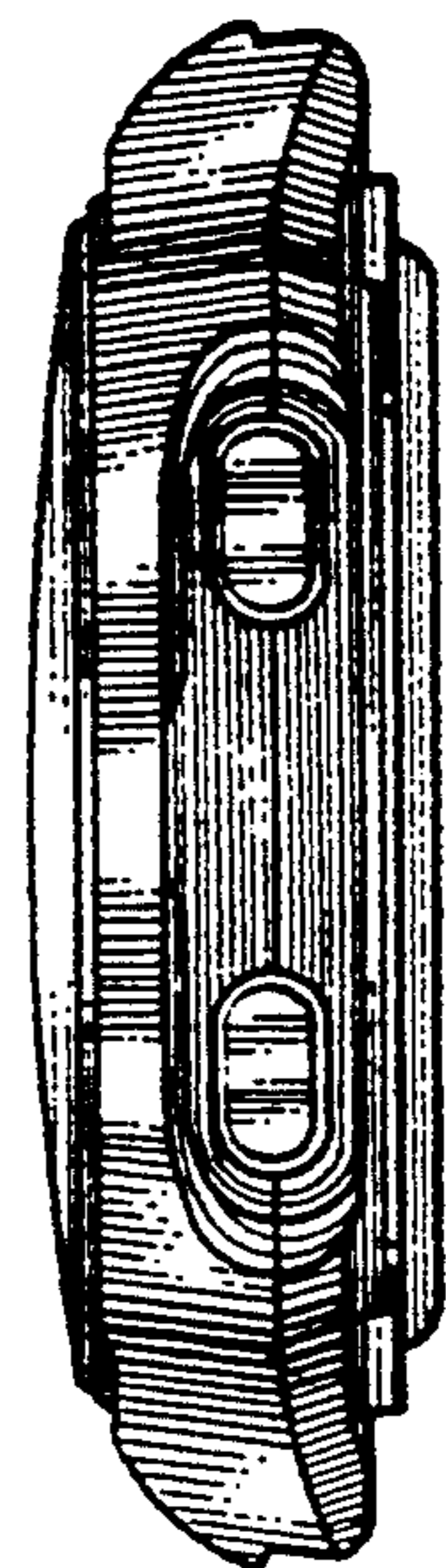


FIG. 5




FIG. 6

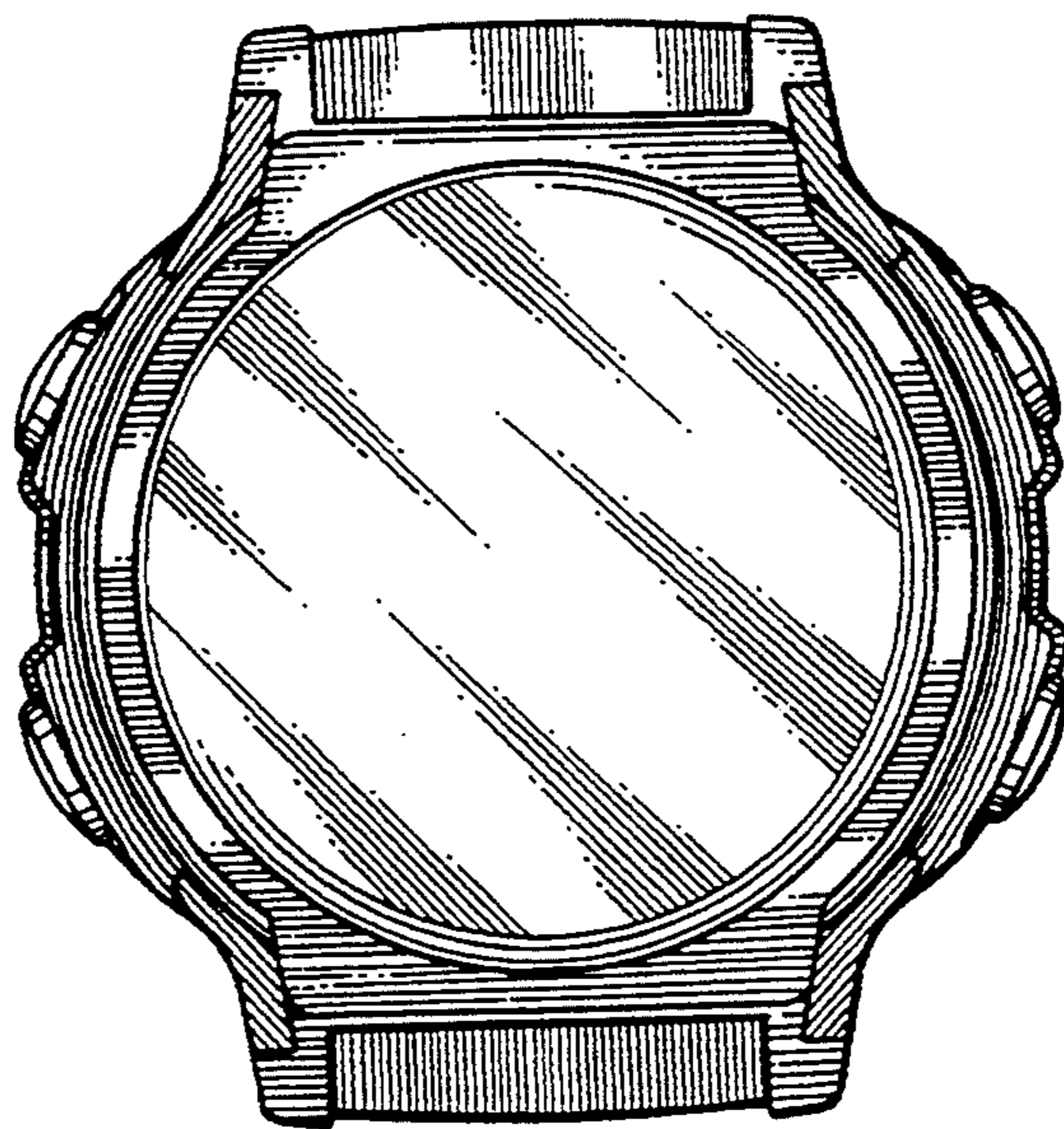


FIG. 7

