



US00D354225S

# United States Patent [19]

[11] Patent Number: **Des. 354,225**

Norton et al.

[45] Date of Patent: **\*\* Jan. 10, 1995**

[54] **WET WIPE DISPENSING PORT FOR POP-UP DISPENSER**

[75] Inventors: **Susan M. Norton, Wilmington, Del.; Susan J. Olson-Cummins, Media, Pa.; Cynthia A. Vogt, Wilmington, Del.**

4,017,002 4/1977 Doyle et al. .  
 4,289,262 9/1981 Finkelstein .  
 4,328,907 5/1982 Beard .  
 4,462,507 7/1984 Margulies .  
 4,534,491 8/1985 Norton .  
 4,651,895 3/1987 Niske et al. .

[73] Assignee: **Scott Paper Company, Philadelphia, Pa.**

### FOREIGN PATENT DOCUMENTS

[\*\*] Term: **14 Years**

1419167 5/1973 United Kingdom .  
 1472366 9/1975 United Kingdom .

[21] Appl. No.: **3,097**

*Primary Examiner*—Alan P. Douglas  
*Assistant Examiner*—R. Spear  
*Attorney, Agent, or Firm*—M. G. Bocchetti; J. W. Kane, Jr.

[22] Filed: **Dec. 28, 1992**

[52] U.S. Cl. .... **D9/447; D9/434**

[58] Field of Search ..... **D9/434-437, D9/440-442, 445-447, 449, 451, 454, 499; 221/63; 225/106**

### [57] CLAIM

The ornamental design for a wet wipe dispensing port for a pop-up dispenser, as shown and described.

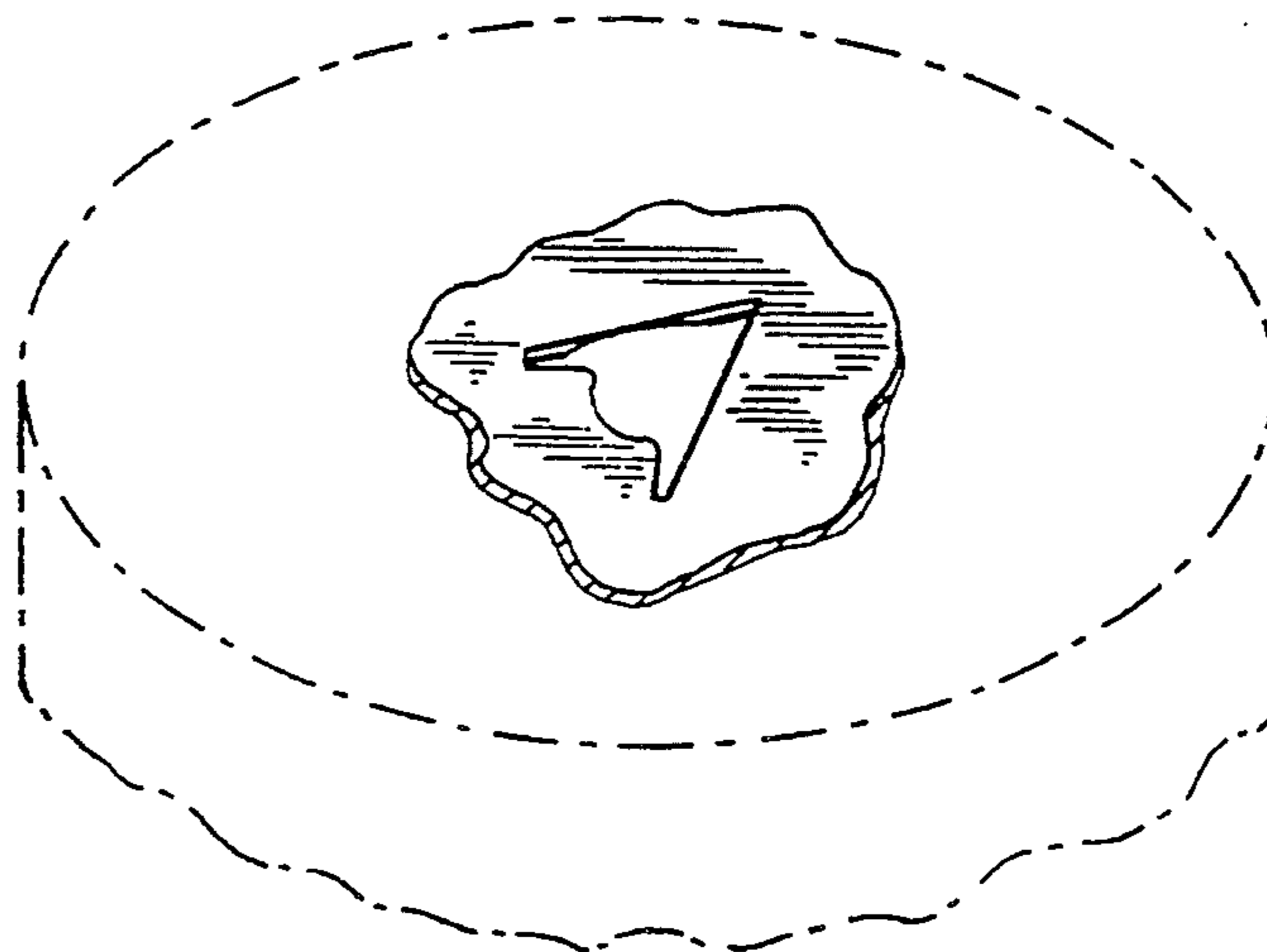
### [56] References Cited

#### U.S. PATENT DOCUMENTS

D. 230,013	1/1974	Emerson	.....	D9/434
D. 286,747	11/1986	Kostanecki	.....	D9/302
D. 289,375	4/1987	Kostanecki	.....	D9/302
D. 296,765	7/1988	Urion	.	
D. 340,188	10/1993	Forsyth	.....	D9/454
2,689,059	9/1954	Nudell	.	
3,255,937	6/1966	Jarrett	.....	D9/450
3,269,593	8/1966	Lodewick et al.	.	
3,388,841	6/1968	McHardy et al.	.....	D9/451
3,764,044	10/1973	Pajak	.....	D9/434
3,868,052	2/1975	Rickefeller	.	

### DESCRIPTION

FIG. 1 is a perspective view of the wet wipe dispensing port showing our new design;  
 FIG. 2 is a top plan view thereof;  
 FIG. 3 is a bottom plan view thereof;  
 FIG. 4 is a sectional view thereof taken along line 4—4 of FIG. 3;  
 FIG. 5 is a sectional view thereof taken along line 5—5 of FIG. 3.  
 The broken line showing a pop-up dispenser is for illustrative purposes only and forms no part of the claimed design.



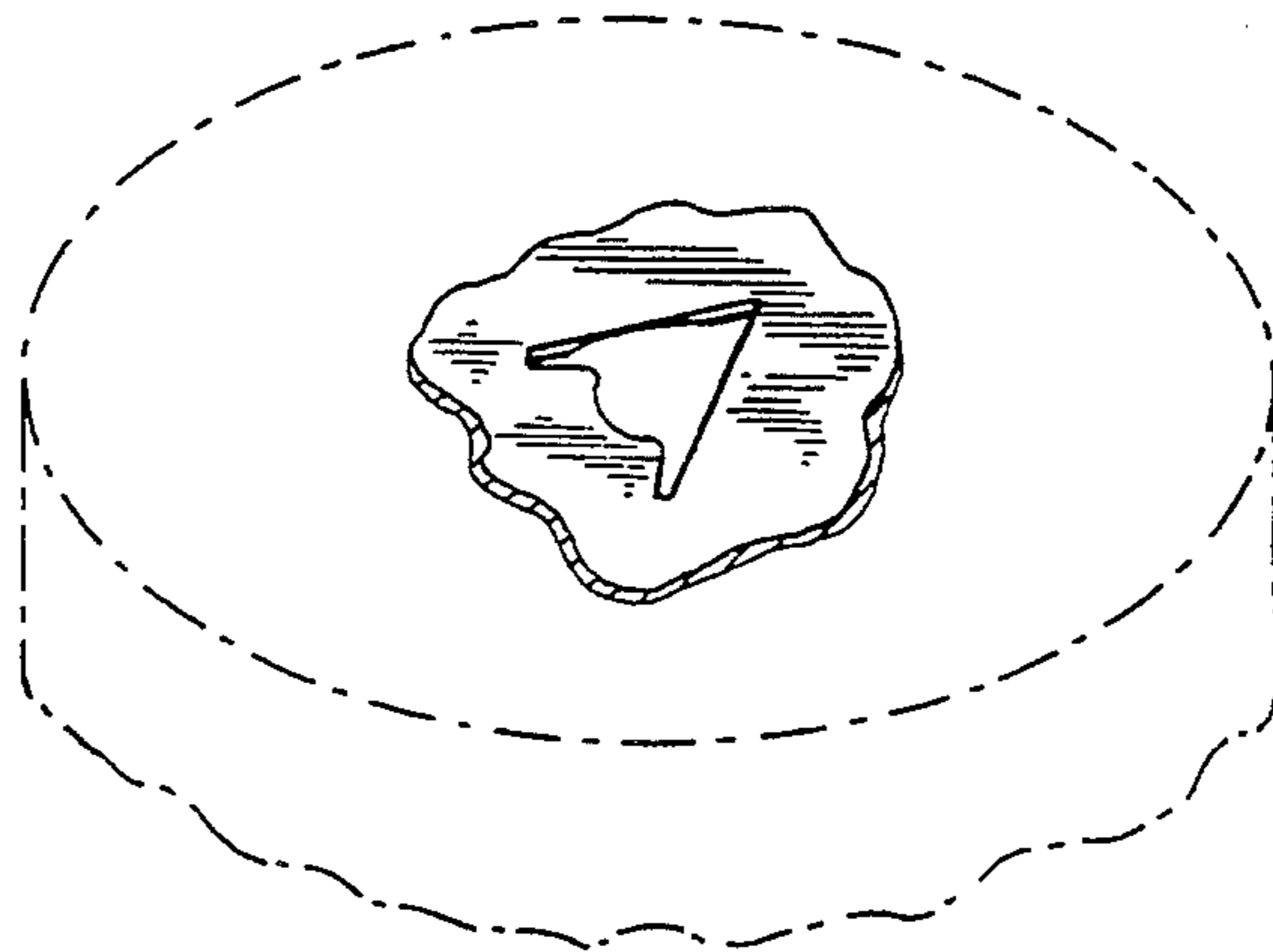


FIG. 1

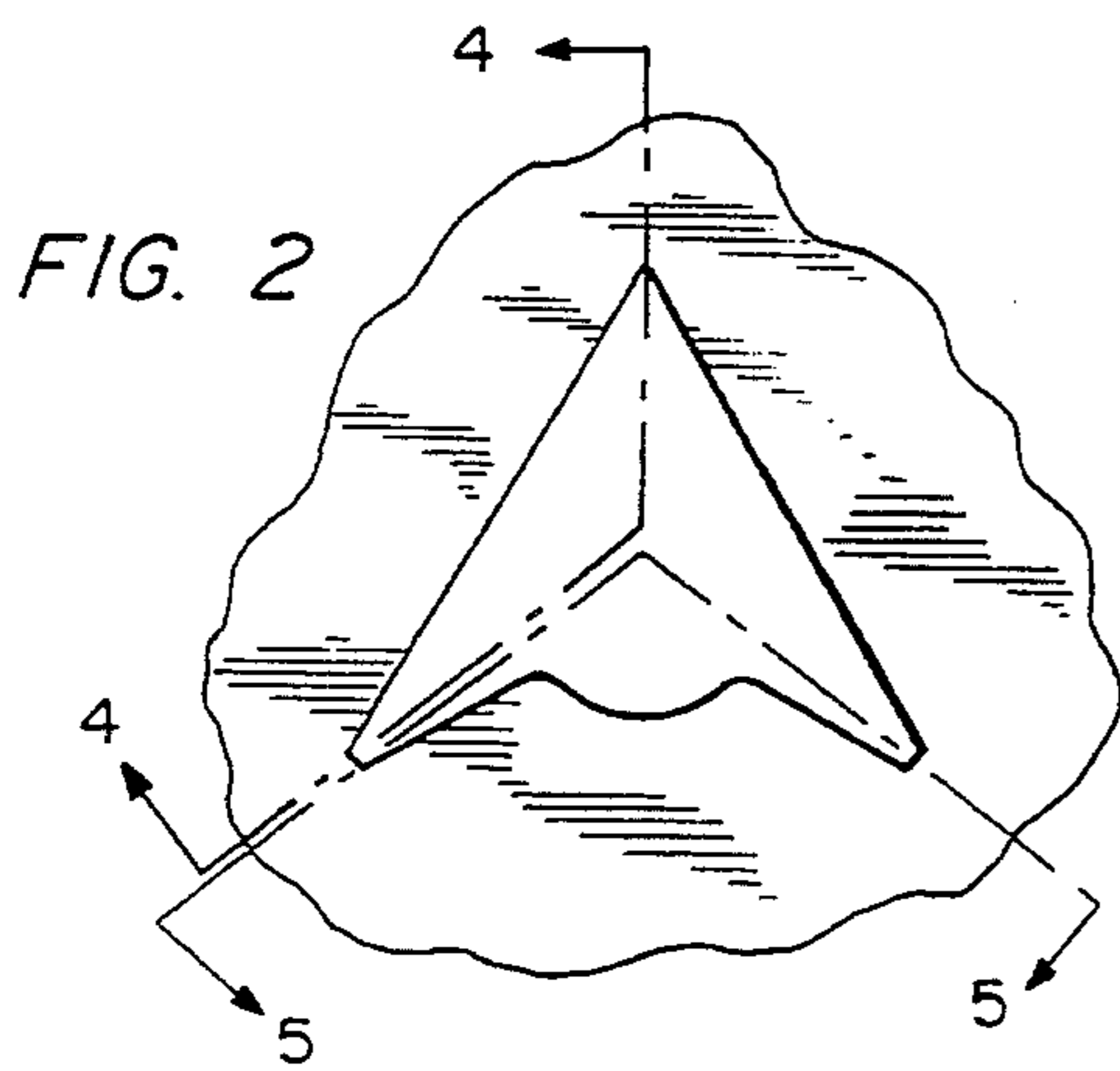


FIG. 2

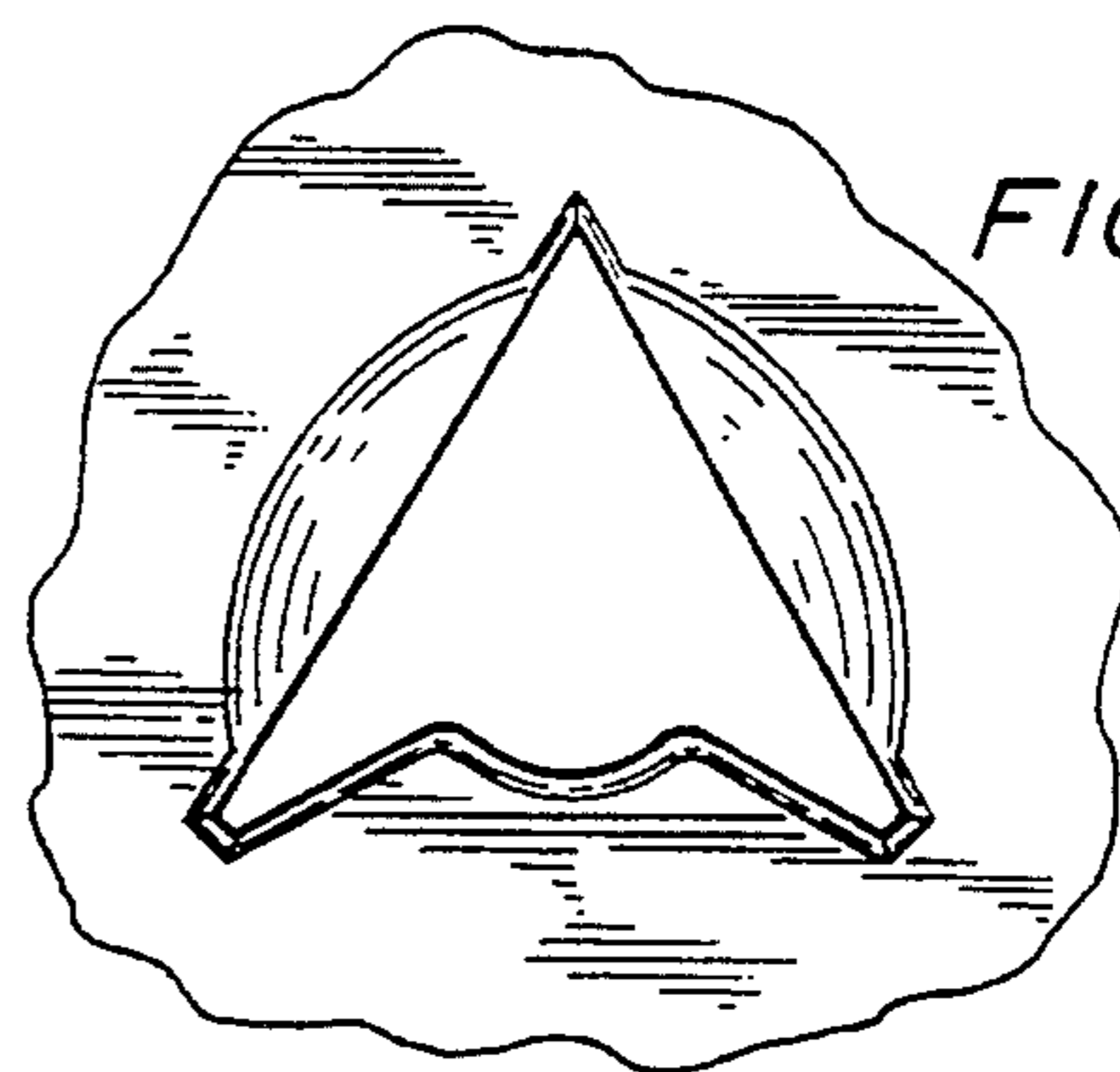


FIG. 3

FIG. 4




FIG. 5

